



1. Click printer icon (top right or center bottom).
2. Change "destination"/printer to "Save as PDF."
3. Click "Save."



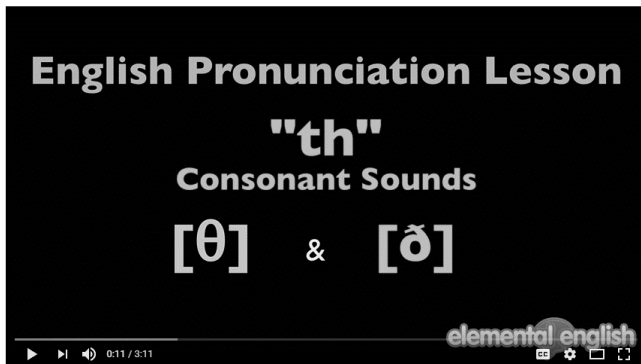
P16. Consonants: th/th [IPA (θ/ð)] ex, teeth vs teethe

Student Name: _____ Student ID Number: _____

Instructor: _____ Level/Class: _____ Date: _____

For listening and video links, go to Tinyurl <https://tinyurl.com/SDLA-Pronunciation>. Find your SDLA number on the left and all the resources to finish your SDLA will be on the right.

Section 0: New Information



Both th sounds are often confused. The primary difference between these two sounds is that one is voiced (vibration in the vocal chords) and one is voiceless (no vibration). Watch this video at <https://tinyurl.com/P16Section0>.

Which sound is **voiced**?

Which sound is **voiceless**?

Which of the following words and phrases from the video are **voiced** or **voiceless**? Draw a **θ** above voiceless and **ð** above voiced.

thinks

there

Thanks for coming.

Those dogs are cute.

Just think about it.

I can't breathe the well in this climate.

It was a breathe th of fresh air.

Will you ever stop bothering me

I got the third highest score.

The weather is beautiful today.

about that?

Section 1: Listening

Listen to these sentences. While you listen, **highlight the words that the speaker mispronounces**. Try to write the words that you heard below the mispronounced words. You will also hear words with sounds from the previous SDLAs.

1. The fourth Thursday of November is Thanksgiving. It's the most delicious holiday!
2. A "thingamajig" is something whose real name you can't think of. What's that thingamajig for peeling vegetables? I can't find it.
3. Three hundred thirty-three thousand therapists thought about the new theory of thinking.

- The thieves threatened three dozen Southern mothers and their frightened children.
- The theme of this holiday seems thoughtless to them.

Adapted from Focus on Pronunciation 2 © 2005

Section 2: Repetition



Listen to the clean version and practice. Using your cell phone, **record yourself** reading the paragraph from Section 1 correctly. Save it.

Listen with your eyes closed. Can you understand what you said? Which words are difficult to understand? Write them here.



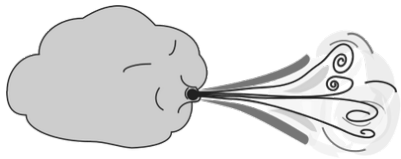
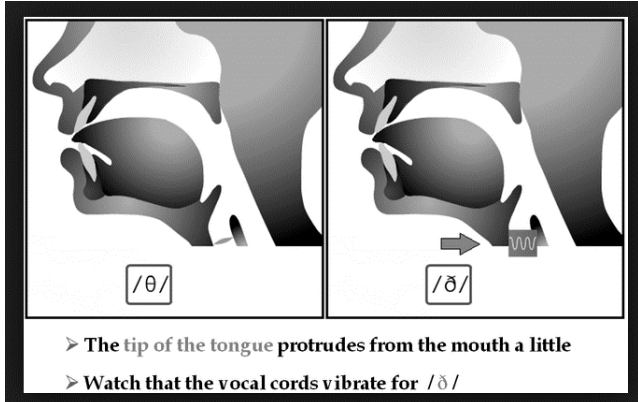

Optional: Record a second time the correct sentences. Listen with your eyes closed. You can ask a friend to listen with their eyes closed. Can they understand every word? Write down which ones your friend could not understand. Practice those words more.

Section 3: Senses



As mentioned in Section 0 and in the video, the primary difference between the **th/th** sounds is voicing. A good test to “feel” voicing is to touch your throat while you say sounds. If you feel vibration in your throat, then the sound is voiced. If there is no vibration, then the sound is voiceless. For both version of the th sound, the tongue is held between the teeth.



<p>th/ θ</p> <p>To make the voiceless th sound, you start with your tongue between your teeth and push air through and out of your mouth. You should NOT feel any vibration in your throat.</p> 	 <p>➤ The tip of the tongue protrudes from the mouth a little</p> <p>➤ Watch that the vocal cords vibrate for /ð/</p>	<p>th/ ð</p> <p>To voice the th sound, make the Z sound. Make the Z sound again, but this time move your tongue between your teeth. You SHOULD FEEL vibration in your throat.</p> 
--	---	--



Part 2. Record yourself reading these words. Make sure you place your tongue tip between your teeth.

- nothing bathe author death these theater weather mouth fifth healthy smooth
- thousand worthy either bath thanked

Section 4: Conversation Practice

Read the conversation below. Are there any words you don't understand? Look them up in a dictionary. Practice reading this to yourself. Practice as both speakers. You will practice this conversation with the tutor later. Concentrate on the pronunciation of the individual words.

You	I'd like to buy that jacket in the window.
Clerk	Well, there are three jackets there in the window. Do you want the one with the feather collar?
You	No. The other one. The leather one.
Clerk	The one with the zipper?
You	No, not that one either. That one over there. The one that's on sale.
Clerk	Oh, that one. Now here's another leather jacket that I think you'll like.
You	But this one's more expensive than the one in the window.
Clerk	It's a better jacket than the other one though. The leather is a lot smoother.
You	I'd rather get the one in the window. Thanks!

Adapted from Pronunciation Pairs Second edition

Section 5: Student Self-Assessment

Now that you've completed sections 1 through 4, rate how well you can do the following. Put an "X" in the box matching your self-assessment. This will help the tutor assist you better.

	I can't do this YET.	I can do this WITH some help.	I think I usually can do this WITHOUT help.	I can TEACH this to a classmate.
I can hear the difference between th and th .				
I can identify the differences in mouth movement for th and th .				
I know some words I need to keep practicing.				

Congratulations! Now you can write your name on the door to work with a tutor. The tutor will call your name when he/she is ready.



Optional while you wait for a tutor:

Watch this video <https://tinyurl.com/yca8j2uu>.

Here is advanced practice of words with R and L. Listen and repeat.

Write down the words you get wrong and the tutor will work on those with you.

Section 6: Practice with a Tutor!

After completing the self-assessment, meet with a tutor and give this completed SDLA to them. To make sure you understand this activity, the tutor will review your answers and recordings with you. They will also help you practice the conversation in Section 4. After you have finished, the tutor will provide you with feedback in the following areas:

Area of Focus	1 Point	3 Points	5 Points
Content	Learner usually does not provide enough information in answers.	Learner provides all necessary information in answers some of the time.	Learner provides <u>extra</u> information in answers most of the time.
Skill: th and th	Learner usually cannot hear and speak the target sounds correctly.	Learner can hear and speak the target sounds correctly some of the time.	Learner can hear and speak the target sounds correctly most of the time.
Overall Pronunciation	Learner's speaking is unclear and often requires listener effort.	Learner's speaking is generally clear but requires listener effort sometimes.	Learner's speaking is clear and smooth and requires a little listener effort.

Total points: /15

***Students must receive at least 10 points to move on.**

Tutor Recommendations:

Congratulations! Move on

Student has successfully completed this SDLA and is ready to continue to the another SDLA.

Repeat

Student hasn't yet mastered this SDLA. It is recommended that the student complete it again.

Tutor Signature: _____

Date: _____