



1. Click printer icon (top right or center bottom).
2. Change "destination"/printer to "Save as PDF."
3. Click "Save."



Pre-Level 1

# PL11. Transportation


Student Name: \_\_\_\_\_ Student ID Number: \_\_\_\_\_

Instructor: \_\_\_\_\_ Level: \_\_\_\_\_ Date: \_\_\_\_\_

For listening and internet links in this activity, visit [the LLC ESL Tutoring website for Pre-Level SDLAs](#). Find your PL number to see all the links to finish your activity.

## Section 1a: Vocabulary



[Watch the video](#)  Then look at the picture below. Match the words with the transportation.


Write your answers on the lines below.

train  
truck  
ship

taxi  
motorcycle  
airplane

subway  
van  
bicycle

car  
bus



1. \_\_\_\_\_
2. \_\_\_\_\_
3. \_\_\_\_\_
4. \_\_\_\_\_

5. \_\_\_\_\_
6. \_\_\_\_\_
7. \_\_\_\_\_
8. \_\_\_\_\_


9. \_\_\_\_\_
10. \_\_\_\_\_
11. \_\_\_\_\_





Section 1b: Listening




Listen  to the audio and mark the correct answers.

- 1. car truck
- 2. bus airplane
- 3. taxi ship
- 4. van subway

- 5. train truck
- 6. taxi bicycle
- 7. motorcycle bicycle
- 8. airplane subway

Section 1c: Spelling

Directions: Spell  the different types of transportation.



1

1. \_\_\_\_\_



2

2. \_\_\_\_\_



3

3. \_\_\_\_\_



4

4. \_\_\_\_\_



5

5. \_\_\_\_\_





6


6. \_\_\_\_\_



7

7. \_\_\_\_\_

### Section 2: Verbs to Use with Transportation

**Directions:** We use verbs to match the type of transportation. Study the verbs and pictures. Then, write the correct **verb** to finish the sentences. 


ride

drive

take

fly

sail




- I \_\_\_\_\_ to my country every summer. The flight is 8 hours long.
- John \_\_\_\_\_ the bus to work because he does not have a car.
- Next summer, my family and I will \_\_\_\_\_ to Hawaii on a big ship for vacation.
- The children \_\_\_\_\_ their bicycles after school.
- We are late! Let's \_\_\_\_\_ a taxi to arrive more quickly to the party.
- In the U.S.A., many people \_\_\_\_\_ cars every day.
- In China, India, and Japan more people \_\_\_\_\_ the train. They do not \_\_\_\_\_ cars often.
- Jessica learned to \_\_\_\_\_ a motorcycle when she was 18 years old. She \_\_\_\_\_ her motorcycle every day to work.





Section 3: Unscramble

Directions: Unscramble the letters for the answer. Write  the correct word or words.

Example: rac car

1. dier in a nav \_\_\_\_\_

6. tkea a axit \_\_\_\_\_

2. lirpanea \_\_\_\_\_

7. asil on a pish \_\_\_\_\_

3. etak a sub \_\_\_\_\_

8. vdire a kurct \_\_\_\_\_

4. cecliyb \_\_\_\_\_



9. recoltomcy \_\_\_\_\_

5. rinta \_\_\_\_\_

10. baywus \_\_\_\_\_

Section 4: Dictation



[Listen](#)  to the audio and *spell*  the words below.

1. \_\_\_\_\_

2. \_\_\_\_\_

3. \_\_\_\_\_

4. \_\_\_\_\_

5. \_\_\_\_\_

6. \_\_\_\_\_

7. \_\_\_\_\_

8. \_\_\_\_\_





Section 5: How Much Did I Learn?

Did you do a good job? Mark a face.





Good job! [Now make an appointment with a tutor.](#)


I did very good. I did good. I did okay. I did a little bad. I did bad.

Section 6: Practice with a Tutor!

Make an appointment with a tutor. Meet with a tutor. Give this paper to the tutor. The tutor will review your work and do dictations with you.

**Dictation 1:** Listen  to each word or words. Spell  the word or words you hear.

1. \_\_\_\_\_
2. \_\_\_\_\_
3. \_\_\_\_\_
4. \_\_\_\_\_




**Dictation 2:** Write  the sentences you hear on the lines below.

1. \_\_\_\_\_
2. \_\_\_\_\_
3. \_\_\_\_\_





Rubric for Pre-Level 1

Area of Focus	Need Practice  (1 Point)	Good Job  (3 Points)	Excellent Work  (5 Points)
<b>Skill: Spelling</b>	More than 4 errors	3-4 errors	0-2 errors
<b>Skill: Capitalization and Punctuation</b>	More than 4 errors	3-4 errors	0-2 errors
<b>Skill: Dictation Accuracy</b>	Missing more than 4 words	Misses 1-3 words	0 words missing.

Total points: \_\_\_ /15

Tutor Recommendations:

\*Students must receive at least 10 points to move on.

**Congratulations! Move on**

*Completed everything. Good or Excellent work.*

**Repeat**

*Not finished or needs more practice. Try again.*

Tutor Signature: \_\_\_\_\_

Date: \_\_\_\_\_

