



Foundations and Pre-Level 1

PL4: The “Be” Verb

Student Name: _____ Student ID Number: _____

Instructor: _____ Level: _____ Date: _____

For listening, go to Tinyurl <https://tinyurl.com/SDLA-Prelevel1>. Find your **PL** number on the left and listening and video is on the left.

Section 1: The “Be” verb



- 1) Watch the video.
- 2) Write the correct form of the “Be” verb below.

Example: He/ She/ It (be) is happy.

1. Homer (be) _____ happy. He

(be) _____ the father.

2. Marge (be) _____ tall. She

(be) _____ the mom.

3. Bart (be) _____ a boy. He

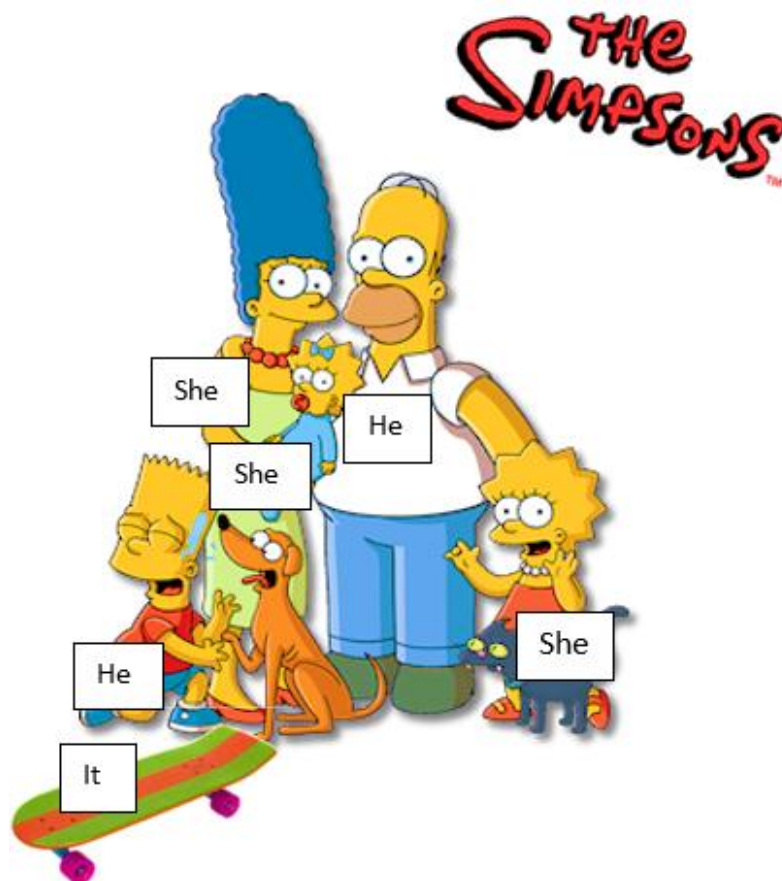
_____ laughing.

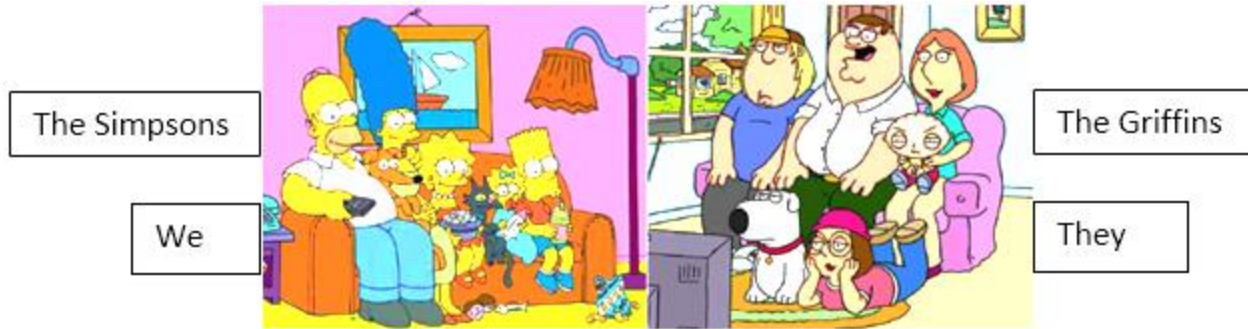
4. The skateboard (be) _____

green and orange. It _____ fast.

5. Lisa (be) _____ the sister. She

(be) _____ excited.





Example: You/ We/ They (be) are happy.

6. The Simpsons (be) _____ happy. They (be) _____ on the couch.

7. The Griffins (be) _____ also happy. They (be) _____ also on the couch.




Example: I (be) am happy.

8. I (be) _____ excited.

9. You (be) _____ happy.

10. I (be) _____ bald.



11. You (be) _____ tall.

Section 2: Nouns and the “Be” verb

Directions: Write the correct form of the “Be” verb below.

1. Homer (be) _____ excited.

4. The skateboard (be) _____ green and orange.

2. Peter (be) _____ happy.

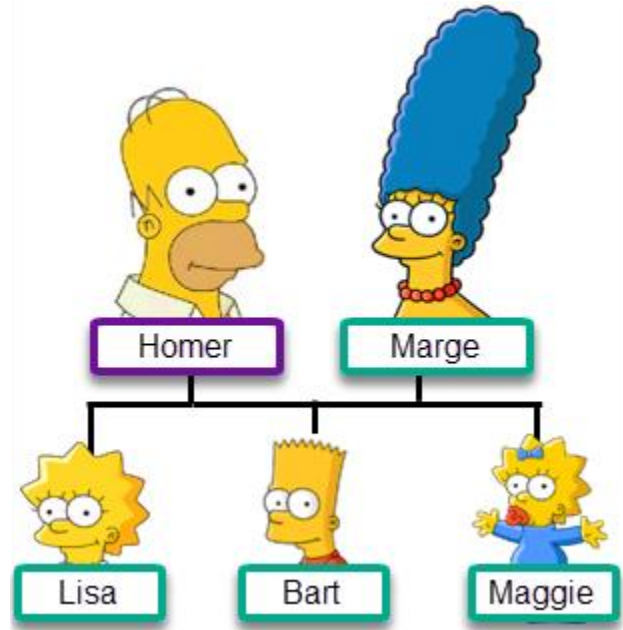
5. The dog and cat (be) _____ hungry.

3. Homer and Peter (be) _____ dads.





- 6. Marge (be) _____ Lisa’s mother.
- 7. Lisa (be) _____ Marge’s daughter.
- 8. Bart (be) _____ Marge’s son.
- 9. Homer and Marge (be) _____ Lisa, Bart and Maggie’s parents.
- 10. The dog and cat (be) _____ the Simpson’s pets.
- 11. Simpson (be) _____ the family’s last name.
- 12. Lisa, Bart and Maggie (be) _____ Homer and Marge’s kids.



Section 3: Find the Mistakes

Directions: Find and fix the mistakes.

Example 1: She ^ happy.
is

Example 2: I is happy.
am

- 1. He from China.
- 2. Are happy.
- 3. They is hungry.
- 4. The weather very hot.
- 5. I not excited.
- 6. Bart and Lisa is brother and sister.
- 7. Am very cold.
- 8. Homer Bart’s father.





9. I is smart.

10. I amn't thirsty.

Section 4: Describing the Weather

Directions: Describe the weather using the “Be” verb. Then draw a line to the correct picture.

Some pictures have 2 sentences.

1. The weather (be) is windy.



2. The sky (be) _____ clear.



3. It (be) _____ cold.

4. The Simpsons (be) _____

hot.

5. It (be) _____ winter.



6. It (be) _____ summer.

7. It (be) _____ raining.

8. Homer (be) _____ hot.

Section 5: Feedback

Did you do a good job? Circle a face.





English Self-Directed Learning Activities

Language Learning Center 77-1005, *Passport Rewards*

PL4. The “Be” Verb



I did very good. I did good. I did okay. I did a little bad. I did bad.

Good Job! Now make an appointment with a tutor. The tutor will call your name when he/she is ready.




Section 6: Practice with a Tutor!

Make your appointment. Meet with a tutor. Give this paper to the tutor. The tutor will review your work and do dictations with you.

Dictation 1: Write the sentences you hear on the lines below.

1. _____
2. _____
3. _____
4. _____

Rubric for Pre-Level 1

Area of Focus	Need Practice  (1 Point)	Good Job  (3 Points)	Excellent Work  (5 Points)
Skill: Spelling	More than 4 errors	3-4 errors	0-2 errors
Skill: Capitalization and Punctuation	More than 4 errors	3-4 errors	0-2 errors
Skill: Dictation Accuracy	Missing more than 4 words	Misses 1-3 words	0 words missing.

Total points: _____ /15

Tutor Recommendations:

***Students must receive at least 10 points to move on.**





English Self-Directed Learning Activities

Language Learning Center 77-1005, *Passport Rewards*

PL4. The “Be” Verb

Congratulations! Move on

Completed everything. Good or Excellent work.

Repeat

Not finished or needs more practice. Try again.

Tutor Signature: _____

Date: _____

