



1. Click printer icon (top right or center bottom).
2. Change "destination"/printer to "Save as PDF."
3. Click "Save."



LC04. Parties

Student Name: _____ Student ID Number: _____

Instructor: _____ Level: _____ Date: _____

For media links in this activity, visit [the LLC ESL Tutoring website for Upper Level SDLAs](#). Find your SDLA number to see all the resources to finish your SDLA.

Section 1: Introduction

Many people enjoy going to parties to celebrate and have fun. There are many different kinds of parties to celebrate the various events and occasions that are important to people. These two photos are from a party scene in a movie. Can you **guess** what kind of party this is? What do you think the people are celebrating?



Watch the [Section 1 Video](#) to find out what kind of party this is.

Have you ever had a surprise party? What other parties have you had? Below you can see a list of different types of parties that people have. Organize the parties in the chart provided on the next page. The first few have been done as an example.

- | | | | |
|------------------|----------------------|-----------------------------|---------------------|
| Potluck party | Halloween party | Graduation party | Get-together |
| Dinner party | Holiday party | Housewarming party | Cocktail party |
| Family reunion | New Year's Eve Party | Baby shower | Sweet Sixteen Party |
| Going away party | Surprise party | Bachelor/bachelorette party | Block party |





<i>Social</i>	<i>Special Occasion</i>	<i>Holiday</i>
Get-together	Baby shower	Halloween Party

Section 2: Party Words and Phrases

[Play the Section 2 Listening](#) and read the conversation between two friends. Notice the **bold-faced** party words and phrases as you listen. Try to use the context of the conversation to figure out the meaning of the party expressions. Write the meaning on the following page.

Antoinette: Hey, Corrine! Have you decided if you're going to **throw a party** next month for your roommate's birthday?

Corrine: Hey! Yeah, I've chosen the day and time, and I'm working on the **guest list** now. My house isn't very big, so I can't **invite** a lot of people. But don't worry, you'll definitely be invited!

Antoinette: Oh good! I wouldn't want to have to come uninvited and **crash the party!** But really, I wouldn't want to miss it. You're such a good **host**. I always have so much fun at your parties!

Corrine: Oh, thanks, but my parties wouldn't be fun without you – you're always **the life of the party!**

Antoinette: I do like parties! Some might even say I'm a **party animal!** . . . By the way, do you need help with anything?

Corrine: Oh, thanks so much. I've been super busy, so I might actually take you up on that offer. Let's see, I can't buy **party favors** until I decide how many people I'm going to invite, and I already bought the invitations. Oh, you know what you could do? You could pick out the music and create an awesome **party playlist!** That would really help me out.

Antoinette: Of course! Music is my specialty. I'll make sure there are songs to please everyone! I can't wait!





Expression

Meaning

Throw a party

To organize a party

Guest list

Invite

Crash the party

Host

The life of the party

Party animal

Party favors

Party playlist

Section 3: Planning a Party

Part 1:

Now imagine you are going to throw a party of your own. Use the questions below to help you get ideas for your party.

1. What type of party are you going to throw? Why? _____
2. Where are you going to have the party? _____
3. What are you going to do at the party? _____
4. What time is the party going to start? _____
5. Who are you going to invite to the party? _____
6. Are you going to have food? What kind? _____





English Self-Directed Learning Activities

Language Learning Center 77-1005, *Passport Rewards*

LC04. Parties

Part 2:

Make an invitation for your party.

you're invited

to _____

date _____

time _____

at _____

rsvp _____





CO145 © aliroo 2006 www.aliroo.co.uk





Section 4: Student Self-Assessment

Complete this table BEFORE meeting with a tutor.

Communication Skill	I can't do this YET. 	I can do this WITH help. 	I can do this WITHOUT help. 	I can TEACH this to a classmate. 
I can organize types of parties in a chart.				
I can use a conversation to infer the meaning of new words and phrases.				
I can create a party invitation.				

Here are some words/phrases I need to practice.

Good Job!

Now make an appointment

with a tutor on the LLC ESL Tutoring Website

www.mtsac.edu/llc/passportrewards/llctutoring





Section 5: Practice with a Tutor!

Meet with a tutor, and share this activity with the tutor. You will review your answers with the tutor and talk about the party that you are going to throw. You may also ask the tutor any questions that you might have.

Grading Rubric

Table with 4 columns: Possible Points, Need Practice (0-1 Point), Good Job (2-3 Points), Excellent Work (4-5 Points). Rows include Content, Skill: Speaking, and Oral Fluency.

*Students must receive at least 10 points to move on

Possible Points: _____ / 15

Tutor Comments:

☐ Congratulations! Keep going.

You have successfully completed this SDLA and are ready to continue to the next.

☐ Work on this more.

You have not yet mastered this SDLA. It is recommended that you complete it again.

Tutor Signature: _____

Date: _____

