



1. Click printer icon (top right or center bottom).
2. Change "destination"/printer to "Save as PDF."
3. Click "Save."



EC05: Avoiding Trouble in Conversations

Student Name: _____ Student ID Number: _____

Instructor: _____ Level: _____ Date: _____

For media links in this activity, visit [the LLC ESL Tutoring website for Upper Level SDLAs](#). Find your SDLA number to see all the resources to finish your SDLA.

All listening and activities in this SDLA have been adapted from "Step Up 1: Listening, Speaking, and Critical Thinking" with permissions of the authors, Margaret Teske and Peggy Marcy.

Section 1: Introduction



[Listen to the conversations](#) for Section 1. Pause after Conversation 1 to answer the questions. Listen as many times as necessary.

Conversation 1: A Study Plan

1. Why is Mike going to help Pam? _____
2. Where are they going to meet to work on homework? _____
3. When are they meeting? _____
4. Will there possibly be some trouble or misunderstandings? _____
5. What do you think will happen? _____

Conversation 2: A Problem with a Computer

6. What thing(s) did the man, Harry, learn about Angela? _____
7. What thing(s) did Angela learn about Harry? _____
8. Do you believe Harry's story about his computer? Why or why not? _____
9. Will there possibly be some trouble or misunderstandings? _____
10. What do you think will happen? _____





Section 2: Identify Appropriateness

Talking to strangers can be scary. It is important to know what is appropriate (okay) to say and what is inappropriate (not okay).

Part 1: Mark the sentences below as appropriate or inappropriate. Be prepared to explain your answer. (Hint: Three can be marked inappropriate.)

Appropriate Inappropriate

- 1. ___ ___ “No, I don’t need any help, but thanks anyway.”
- 2. ___ ___ “Hi! What’s your name? You are really cute. Do you live near here?”
- 3. ___ ___ “I know you already have a boyfriend, but how about going out with me?”
- 4. ___ ___ “You were a big help. Thanks a lot.”
- 5. ___ ___ “Want to study for the test at Starbucks this evening?”
- 6. ___ ___ “Is anyone sitting here?”
- 7. ___ ___ “Your lunch really stinks. Can you eat it outside instead of in the class?”
- 8. ___ ___ “I like your shoes. Where did you get them?”



Part 2: [Listen to the conversations](#) for Section 2 Part 2. Mark the conversations as appropriate or inappropriate. Explain why you chose your answer.

Appropriate Inappropriate Why?

- Conversation 1. ___ ___ _____
- Conversation 2. ___ ___ _____
- Conversation 3. ___ ___ _____
- Conversation 4. ___ ___ _____
- Conversation 5. ___ ___ _____





Section 3: Practice Responding to Inappropriate Comments

So, what can we do or say when someone makes inappropriate comments? Here are some suggestive comments and responses.

1. **Remove yourself from these situations.** It's okay to move away or turn your back on a person who is disrespecting you. Suggestion: Ignore them. Don't say anything.
2. **Defend yourself and tell them you are uncomfortable with their comment.** Suggestion: "This conversation is making me uncomfortable." Or "I don't agree with what you just said, and I'm going to leave this conversation."
3. **Confront the person on their misbehavior (if you feel safe doing so).** Suggestion: "Would you like to explain your unacceptable comment?" Or "Could you tell me why you made that inappropriate comment?"

In conversations from Section 2 Part 2, how would you respond to people making inappropriate comments? Listen again as necessary. The first one is done as an example.

Conversation 1: Man and woman meet for the first time

Man A: You are a very healthy and beautiful woman. Are you married?

Your response: Thank you. Excuse me, I need to go.

Conversation 2: Boyfriend and girlfriend order at a restaurant

Boyfriend: Yes, we're ready to order. My girlfriend and I would like two hamburgers, two salads, and two drinks.

Waitress: Hi, what's your name, handsome?

Your response: _____





Conversation 3: Woman and man taking the same class

Tanya: Hey Byron. Can you help me write my research paper for sociology class?

Byron: Well, I could help you, Tanya. But, if I do help, then you would have to go on a date with me. What do you say?

Your response: _____

Conversation 4: Male friend compliments female friend at her wedding

Man A: Hi Evelyn. Congratulations to you and your new husband Bill on your wedding. You are so beautiful today, and you smell wonderful.

Your response: _____

Conversation 5: Young man and young woman meet for the first time on campus

Man A: I can't believe you're so beautiful. I'm surprised I haven't seen you here before.

Woman B: Thanks for the complement.

Man A: What's your name? Do you live near here? Would you like to come to my apartment for dinner?





Your response: _____





Section 4: What Did I Learn?

Complete this table BEFORE meeting with a tutor.

Communication Skill	I can't do this YET. 	I can do this WITH help. 	I can do this WITHOUT help. 	I can TEACH this to a classmate. 
I can understand details in casual conversations (Section 1).				
I can identify appropriate and inappropriate comments and situations.				
I can change inappropriate conversations into appropriate ones.				

Here are some words/phrases I need to practice.

Good Job!

Now make an appointment

with a tutor on the LLC ESL Tutoring Website

(www.mtsac.edu/llc/passportrewards/llctutoring).








Section 5: Practice with a Tutor!

Meet with a tutor. Give this paper to the tutor. The tutor will review your work and talk with you.

Grading Rubric

Possible Points	Need Practice  (0-1 Point)	Good Job  (2-3 Points)	Excellent Work  (4-5 Points)
Content	Not enough information provided in responses and often does not use correct vocabulary.	Provides most important information in responses and some of the time uses correct vocabulary.	Provides all necessary information in responses and most of the time uses correct vocabulary.
Skill: Speaking	More than 6 mistakes saying words; needs guessing more than 3 times.	Not more than 5 mistakes saying words; needs guessing on 1-2 words or sentences.	Not more than 2 mistakes saying words; needs no guess about meaning.
Oral Fluency	Speaks mostly in phrases, individual words; many pauses.	Sometimes speaks in complete sentences; several pauses.	Speaks in complete sentences; a couple pauses okay.

*Students must receive at least 10 points to move on

Possible Points: _____ / 15

Tutor Comments:

Congratulations! Keep going.

You have successfully completed this SDLA and are ready to continue to the next.

Work on this more.

You have not yet mastered this SDLA. It is recommended that you complete it again.

Tutor Signature: _____

Date: _____

