



1. Click printer icon (top right or center bottom).
2. Change "destination"/printer to "Save as PDF."
3. Click "Save."



## EA18. Talking about your Hometown

Student Name: \_\_\_\_\_ Student ID Number: \_\_\_\_\_

Instructor: \_\_\_\_\_ Level: \_\_\_\_\_ Date: \_\_\_\_\_

For media links in this activity, visit [the LLC ESL Tutoring website for Upper Level SDLAs](#). Find your SDLA number to see all the resources to finish your SDLA.

### Section 1: Vocabulary

Here are some terms to know or review before you start this SDLA. Use the [Learner's Dictionary](#) to find the definitions of these terms.

Vocabulary word	Definition	In your language
1. Hometown	The city or town I grew up in	
2. Climate		
3. Neighborhood		
4. Transportation		
5. Attractions		
6. Get around		

### Section 2: Talk about your Hometown

When you talk about your hometown, it is important to include:

- Introduction* – This sentence introduces your hometown: Where is your hometown? Why do you like it?
- Transitions* – These words help you connect your ideas. Some examples include: *First of all, the first reason, additionally, moreover, next, then, finally.*





c. *Conclusion* – This sentence finishes your talk by reminding the listener of the main point: Read the sample description about a person’s hometown. Notice the introduction, transition phrases, and conclusion.

**My hometown is Anaheim, California, and I think it’s a great place to live for many reasons.** *First of all*, my hometown has amazing weather. It’s sunny all year long, and it’s never too hot or too cold. Since the weather is so great here, you can go to the beach and amusement parks any time of the year. In addition, you can go to many delicious restaurants with food from all over the world. *For example*, you can grab a burrito for lunch and then have sushi for dinner. There are many exciting places to see and many fun things to do here, so it’s important to have a car for transportation. *All in all*, *Anaheim, California is a wonderful place to call home, and it will always have a special place in my heart.*

- 1. [Listen](#) to the sample description about a person’s hometown under [Section 2](#).

You may listen to the description as many times as needed.

- 2. **Plan a description of your hometown using the example above and vocabulary from page 1.** Take notes below:

My hometown is \_\_\_\_\_ and I think it’s \_\_\_\_\_ for many reasons.

Reason 1: \_\_\_\_\_

Reason 2: \_\_\_\_\_

Reason 3: \_\_\_\_\_

- 3. **Use transitions!** Practice describing your hometown using some transition words from below.

**Transition Words**

**Beginning**

*First of all,*  
*The first reason . . .*  
*In the first place,*  
*To begin,*

**Middle**

*In addition,*  
*Moreover,*  
*For example,*  
*Also,*

**End**

*Finally,*  
*Overall,*  
*All in all,*  
*In short,*





- 4. **Record your response.** Use your notes from above to record yourself describing your hometown. Your description should be 1-2 minutes long. Make sure to include an introduction, transitions, and a conclusion. You will share the recording with your tutor.





**Section 3: Student Self-Assessment**

Complete this table BEFORE meeting with a tutor.

Communication Skill	I can't do this YET. 	I can do this WITH help. 	I can do this WITHOUT help. 	I can TEACH this to a classmate. 
I can introduce my hometown in one sentence.				
I can use transition words when describing my hometown.				
I can talk about my hometown for 1-2 minutes.				

**Here are some words/phrases I need to practice.**

**Good Job!**

Now make an appointment

with a tutor on the LLC ESL Tutoring Website

([www.mtsac.edu/lc/passportrewards/lctutoring](http://www.mtsac.edu/lc/passportrewards/lctutoring)).








**Section 6: Practice with a Tutor!**

Meet with a tutor, and share this activity with the tutor. You will review this SDLA with the tutor. You may also ask the tutor any questions that you might have.

**Grading Rubric**

Possible Points	Need Practice  (0-1 Point)	Good Job  (2-3 Points)	Excellent Work  (4-5 Points)
<b>Content</b>	Not enough information provided in responses and often does not use correct vocabulary.	Provides most important information in responses and some of the time uses correct vocabulary.	Provides all necessary information in responses and most of the time uses correct vocabulary.
<b>Skill: Speaking</b>	More than 6 mistakes saying words; needs guessing more than 3 times.	Not more than 5 mistakes saying words; needs guessing on 1-2 words or sentences.	Not more than 2 mistakes saying words; needs no guess about meaning.
<b>Oral Fluency</b>	Speaks mostly in phrases, individual words; many pauses.	Sometimes speaks in complete sentences; several pauses.	Speaks in complete sentences; a couple pauses okay.

\*Students must receive at least 10 points to move on

Possible Points: \_\_\_\_\_ / 15

Tutor Comments:

**Congratulations! Keep going.**

You have successfully completed this SDLA and are ready to continue to the next.

**Work on this more.**

You have not yet mastered this SDLA. It is recommended that you complete it again.

Tutor Signature: \_\_\_\_\_

Date: \_\_\_\_\_

