



1. Click printer icon (top right or center bottom).
2. Change "destination"/printer to "Save as PDF."
3. Click "Save."



LLSL56. Meet Harriet Tubman, an Interesting Person

Student Name: _____ Student ID Number: _____

Instructor: _____ Level: _____ Date: _____

For video or audio links, visit [the LLC ESL Tutoring website for Lower Level SDLAs \(https://tinyurl.com/SDLA-Lowerlevels\)](https://tinyurl.com/SDLA-Lowerlevels). Find your SDLA number. Look to the right. Find the right video or audio.

Section 1: Vocabulary - Matching

Match the words with the pictures and definitions below the words. Use [Learner's Dictionary](#) to help you. Also, you can translate the words.

1. ____ Rescue (verb)
2. ____ Hide (verb)
3. ____ Free (adjective)
4. ____ Illegal (adjective)
5. ____ Slavery (noun)/Enslaved Person (noun)
6. ____ Legal (adjective)
7. ____ Escape (verb)
8. ____ Hero (noun)



A. To leave a bad place when someone does not want you to leave.



B. To go and stay in a place where no one will find you.





C. Save someone from a bad place.



D. This person can do what they want.



E. The law says this is okay.



F. The law says this is not okay.



G. This person cannot do what they want. They must work for free.



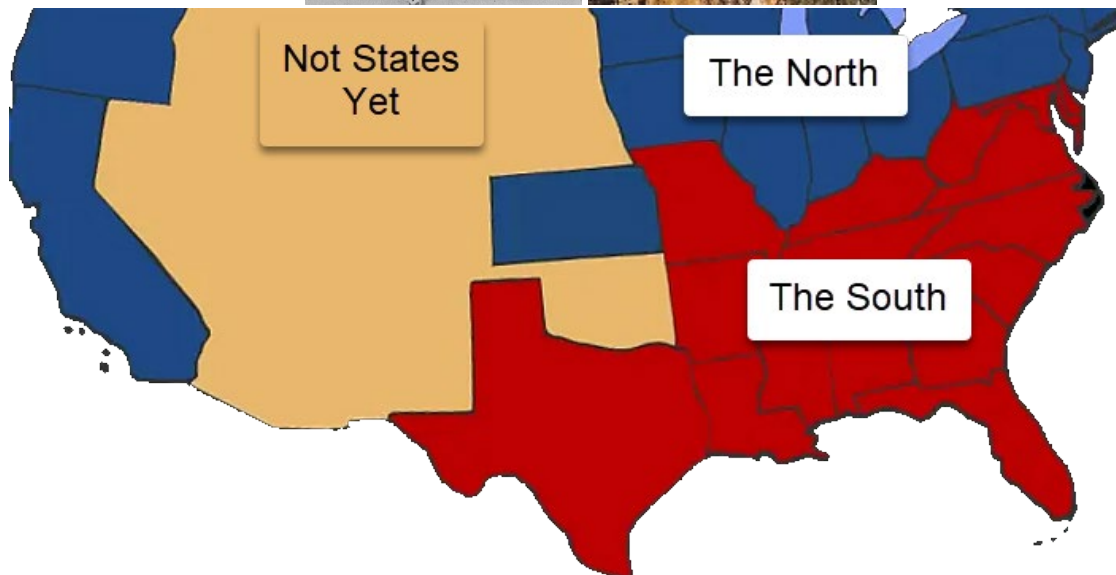
H. This person does something very brave or important.





Section 2: Meet Harriet Tubman

Read about Harriet Tubman. Try not to translate the first time you read.



Harriet Tubman is an important Black American. She is an American **hero**. She was born in 1820 in the South. **Slavery** was **legal** in the South. Harriet Tubman was an **enslaved person**. Her life was very hard. In 1849, Harriet **escaped** to the North. **Slavery** was **illegal** in the North. **Escaping** was very dangerous. She **escaped** at night. Harriet needed to **hide** while going. She finally got to the North. She was **free**.

After that, Harriet started **rescuing enslaved people**. She helped **hide** many people on their way to the North. Harriet died in New York in 1913. She is an American **hero**.





Section 3: Understanding Harriet Tubman

Answer each question.

1. Where was Harriet Tubman born?
 - a. The North
 - b. The South
 - c. New York

2. **Slavery** was _____ in the South.
 - a. Illegal
 - b. legal
 - c. free

3. Life for **enslaved people** was very _____.
 - a. Easy
 - b. Hard

4. What did Harriet do after becoming **free**?
 - a. She got married.
 - b. She rescued enslaved people.
 - c. She sat at home all day.

5. Do you agree that Harriet Tubman is an American **hero**? Why or why not?

6. Do you have **heroes** like Harriet Tubman in your home country? Why are they **heroes**?









Harriet, the Movie

If you are interested in Harriet Tubman, you may want to watch the movie called "Harriet." The English audio and English caption movie is on the LLC Canvas under Movies. But if you search, you might find a translated movie in your language.



Section 4: What Did I Learn?

Complete this table BEFORE meeting with a tutor.

Communication Skill	I can't do this YET. 	I can do this WITH help. 	I can do this WITHOUT help. 	I can TEACH this to a classmate. 
I understand vocabulary about slavery and being free.				
I know why Harriet Tubman is important.				

Here are some words/phrases I need to practice.

Good Job!

Now make an appointment with a tutor on the LLC ESL Tutoring Website (www.mtsac.edu/llc/passportrewards/llctutoring).








Section 5: Practice with a Tutor!

Meet with a tutor. Give this paper to the tutor. The tutor will review your work and talk with you. The tutor will ask you questions.

Grading Rubric

Possible Points	Need Practice  (0-1 Point)	Good Job  (2-3 Points)	Excellent Work  (4-5 Points)
Content	More than 4 errors	3-4 errors	0-2 errors
Skill: Speaking Correctly	More than 4 errors	3-4 errors	0-2 errors
Oral Fluency: Speaking long and smooth	Missing more than 4 words	Misses 1-3 words	0 words missing.

*Students must receive at least 10 points to move on

Possible Points: _____ / 15

Tutor Comments:

Congratulations! Keep going.
You are successful! Choose another SDLA.

Work on this more.
Need more practice. Try this again.

Tutor Signature: _____

Date: _____

