



1. Click printer icon (top right or center bottom).
2. Change "destination"/printer to "Save as PDF."
3. Click "Save."



## LLSL26. Animal Idioms

Student Name: \_\_\_\_\_ Student ID Number: \_\_\_\_\_

Instructor: \_\_\_\_\_ Level: \_\_\_\_\_ Date: \_\_\_\_\_

For media links in this activity, visit [the LLC ESL Tutoring website for Low Level SDLAs](#). Find your SDLA number to see all the resources to finish your SDLA.

### Section 1: Introduction

Idioms do not mean the same as the individual words. We use idioms a lot in everyday English. In this activity, you learn about common idioms based on animals. Here are some images of common animal idioms. Do you know any of these idioms?

A.



C.



E.



B.



D.



F.



**Make a guess!** Match the idioms below with the letter of the picture.

- |                                |                           |
|--------------------------------|---------------------------|
| 1. A little bird told me _____ | 4. Hold your horses _____ |
| 2. Chicken out _____           | 5. In the doghouse _____  |
| 3. Copycat _____               | 6. Pig out _____          |





[Read about some animal idioms online.](#) Find the meanings of the idioms on page 1. The sentences below have the idioms from page 1. Then, choose the meaning of the idiom.

1. **Jean:** How did you know it was my birthday today?

**Susan:** Oh, a little birdie told me!

- A. Jean told Susan it was her birthday.
- B. An unnamed person told Susan about Jean's birthday.
- C. Susan told Jean it was her birthday.

2. I'll be **in the doghouse** if I stay out too late tonight. I need to be home before 9pm.

- A. I will be in trouble.
- B. I will sleep with the dog.
- C. I live in a doghouse.

3. I **pigged out** on pancakes, so I don't have room for lunch.

- A. I ate pork and pancakes for breakfast.
- B. My pig and I had pancakes for breakfast.
- C. I ate a lot of pancakes.

4. I was going to take a ride on John's motorcycle, but I **chickened out**. I don't want to die!

- A. I cooked chicken instead.
- B. I got scared.
- C. I made a chicken sound.

5. **Hold your horses!** I only need 5 more minutes. Then we can go to dinner.

- A. Wait and be patient.
- B. Get the horses ready.
- C. I want to ride a horse.

6. My sister is a **copycat**. First, she bought the same car as me, and now she's going to my school.

- A. My sister is a cat.
- B. My sister does the same things I do.
- C. My sister's name is Cat.

### Section 2: Situations

Read the list of situations below. Decide whether each idiom is used correctly or incorrectly.

7. My sister was very excited to go to the party. In the car, she asked my mom ten times, "Are we there yet?" My mom told her, " <b>Hold your horses!</b> We are almost there."	Correct	Incorrect
---	---------	-----------

8. Oh no. The chickens are not in their cages. They <b>chickened out!</b>	Correct	Incorrect
---	---------	-----------





- |  |         |           |
|--|---------|-----------|
| 9. My puppy had surgery last night, so my husband slept <b>in the doghouse</b> with our puppy to keep him safe and comfortable.  | Correct | Incorrect |
| 10. We <b>pig out</b> on pizza every Friday night because the local pizza restaurant has a two for one special.  | Correct | Incorrect |
| 11. I loved my cat Leo so much. When he died, I made a <b>copycat</b> of him to remember him.  | Correct | Incorrect |
| 12. <b>Friend 1:</b> Abe is going to breakup with Karen.<br><b>Friend 2:</b> No way! I don't believe it. How do you know this?<br><b>Friend 1:</b> <b>A little bird told me.</b><br><b>Friend 2:</b> It was Abe, right? He told you?<br><b>Friend 1:</b> I can't say. It's a secret. | Correct | Incorrect |

### Section 3 Using Idioms

Make a short conversation using at least one of the idioms from this SDLA. Below is an example.

**Friend 1:** *Do you think Mario will go skydiving with us on Saturday?*

**Friend 2:** *No way! He will **chicken out** for sure.*

**Friend 1:** *Why do you say that?*

**Friend 2:** *Because Mario is very afraid of flying.*





Write your conversation below.





### Section 4: What Did I Learn?

Complete this table BEFORE meeting with a tutor.

Communication Skill	I can't do this yet. 	I can do this with help. 	I can do this without help. 	I can teach this to a classmate. 
I can find the meaning of idioms from the context.				
I can understand when animal idioms are used correctly or incorrectly.				
I can create a new conversation using animal idioms.				

Here are some words/phrases I need to practice.

## Good job!




Now go to the [LLC Tutoring Website](#) and make an appointment with a tutor.

Visit the [Virtual LLC](#) at the time of your appointment.

### Section 5: Practice with a Tutor!




Meet with a tutor. Give this paper to the tutor. The tutor will review your work and talk with you. The tutor will ask you questions.

#### Grading Rubric

Possible Points	Need Practice  (0-1 Point)	Good Job  (2-3 Points)	Excellent Work  (4-5 Points)
Content	More than 4 errors	3-4 errors	0-2 errors





Possible Points	Need Practice  (0-1 Point)	Good Job  (2-3 Points)	Excellent Work  (4-5 Points)
<b>Skill: Speaking Correctly</b>	More than 4 errors	3-4 errors	0-2 errors
<b>Oral Fluency: Speaking long and smooth</b>	Missing more than 4 words	Misses 1-3 words	0 words missing.

\*Students must receive at least 10 points to move on

Possible Points: \_\_\_\_\_ / 15

Tutor Comments:

**Congratulations! Keep going.**  
You are successful! Choose another SDLA.

**Work on this more.**  
Not finished or needs more practice. Try this again.

Tutor Signature: \_\_\_\_\_

Date: \_\_\_\_\_

Section 1 Answer:

1. F, 2. D, 3. B, 4. C, 5. E, 6. A

