



1. Click printer icon (top right or center bottom).
2. Change "destination"/printer to "Save as PDF."
3. Click "Save."



LLSL20. Understanding Juneteenth

Student Name: _____ Student ID Number: _____

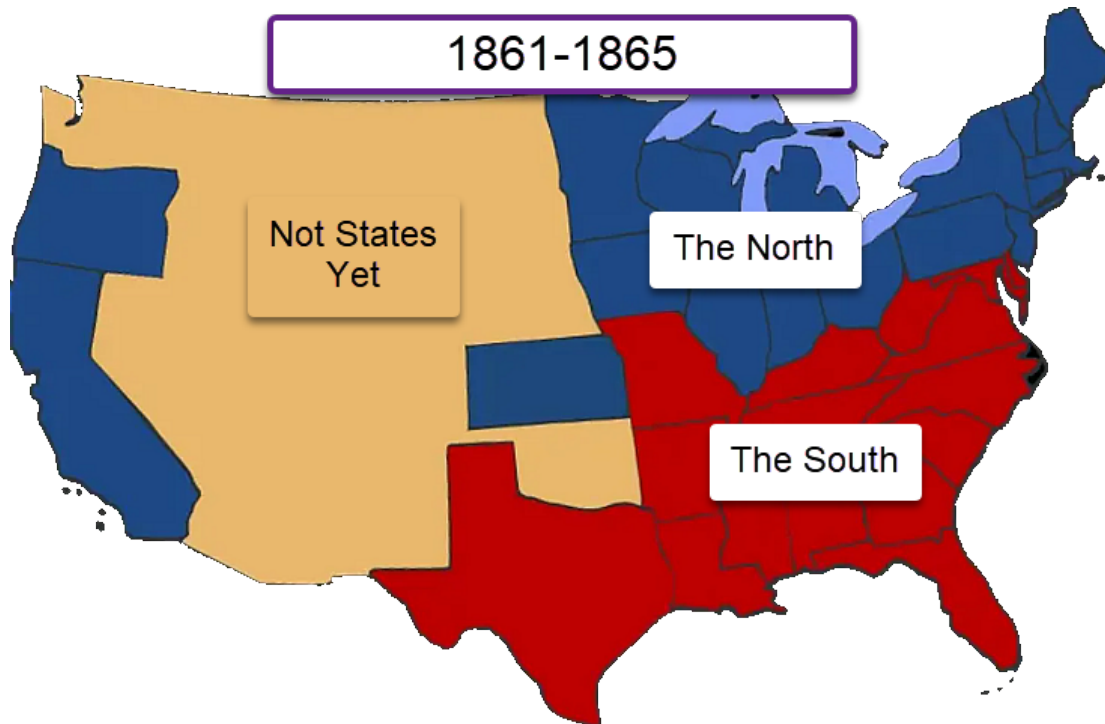
Instructor: _____ Level: _____ Date: _____

For video or audio links, visit [the LLC ESL Tutoring website for Lower Level SDLAs \(https://tinyurl.com/SDLA-Lowerlevels\)](https://tinyurl.com/SDLA-Lowerlevels). Find your SDLA number. Look to the right. Find the right video or audio.

Section 1: Introduction to Slavery

The map shows the United States in 1861. The North and the South fought a war. That war is called the Civil War. It was 1861-1865.

Why were they fighting? Because most of the North believed men and women of any color should be free. But the South had very large farms. They wanted people to work on their farms without money. They wanted to keep their slaves. The farm owners bought the slaves from Africa.





Look at the images below. **Match the word to the related picture.**


a) slave (slavery, enslave)

1. _____



b) war

2. _____



c) Civil War

3. _____



d) free (freedom)

4. _____



Section 2: Introduction to Juneteenth



In the middle of the Civil War, President Abraham Lincoln wrote a document called the “Emancipation Proclamation.” That document set slaves in the South free. But the war did not end until two years later. Texas was the last state to hear about the end of the Civil War and that President Abraham Lincoln said every human should be free.





The day Texas heard about the freedom was June 19th, 1865. “Juneteenth” is short for “June 19th.”

Juneteenth became a day to celebrate freedom for everyone.



Watch the [video titled “LLSL20 Emancipation Proclamation.”](#) Answer questions about the video.

1. True False. “Union troops” were soldiers from the North.
2. True False. The “Confederacy” was another name for states in the South during the Civil War.
3. True False. June 19th was the day the last slaves were set free.
4. Why do you think it took two years for slaves in Texas to hear about the “Emancipation Proclamation”? _____

Section 3: Juneteenth Becomes a Holiday



Watch the [video titled “LLSL20 Juneteenth Becomes a Holiday.”](#) Answer questions about the video.





1. True False. Black Texans had a party every June 19th to remember.
2. True False. At these Juneteenth parties, they sang, ate BBQ and read the “Emancipation Proclamation.”
3. True False. A federal holiday means that every state must join in.
4. True False. Juneteenth means freedom and fairness for everyone.
5. Why do you think that all Americans should celebrate Juneteenth and not just African-Americans? _____





Section 4: What Did I Learn?

Complete this table BEFORE meeting with a tutor.

Communication Skill	I can't do this YET. 	I can do this WITH help. 	I can do this WITHOUT help. 	I can TEACH this to a classmate. 
I know why the North and South fought the Civil War.				
I know what Juneteenth means.				
I know why Juneteenth is important.				

Here are some words/phrases I need to practice.

Good Job!

Now make an appointment

with a tutor on the LLC ESL Tutoring Website

www.mtsac.edu/llc/passportrewards/llctutoring.








Section 5: Practice with a tutor!

Meet with a tutor. Give this paper to the tutor. The tutor will review your work and talk with you. The tutor will ask you questions. You will practice the conversation you wrote in Section 4.

Grading Rubric

Possible Points	Need Practice  (0-1 Point)	Good Job  (2-3 Points)	Excellent Work  (4-5 Points)
Content	More than 4 errors	3-4 errors	0-2 errors
Skill: Speaking Correctly	More than 4 errors	3-4 errors	0-2 errors
Oral Fluency: Speaking long and smooth	Missing more than 4 words	Misses 1-3 words	0 words missing.

*Students must receive at least 10 points to move on

Possible Points: _____ / 15

Tutor Comments:

Congratulations! Keep going.
You are successful! Choose another SDLA.

Work on this more.
Not finished or needs more practice. Try this again.

Tutor Signature: _____

Date: _____

