



1. Click printer icon (top right or center bottom).
2. Change "destination"/printer to "Save as PDF."
3. Click "Save."



SLP5. Nationalities

Pair # _____

STOP! Before you begin this activity, open and follow video recording instructions [here](#) and the 5 Parameters of ASL handout [here](#).

Partner A: _____

Partner B: _____

Student ID: _____

Student ID: _____

Instructor: _____

Instructor: _____

Language: _____

Language: _____

Level: _____ Date: _____

Level: _____ Date: _____

Section I: Vocabulary Mastery

Instructions: Describe the sign of the following words and phrases using the 5 Parameters of ASL. Try to use your book and your partner before using other materials or the internet. Use the third column to help you remember the sign in your target language (ASL) by drawing a picture or writing a note to yourself.

Vocabulary	5 Parameters of ASL Description	Notes/Pictures/Sign Guide (anything to help you)
1. Italian/Italy		
2. Spanish/Spain		
3. French/France		
4. German/Germany		
5. English/England		
6. American/The United States		
7. Canadian/Canada		
8. Mexican/México		
9. Chinese/China		
10. Korean/Korea		
11. Colombian/Colombia		




Section 2: Signed Expressions

Instructions: Remember there is no to be verb in ASL. Instead we use indexing to refer to people in space. Remember to consider if the pronoun is singular or plural.

Write the following phrases with your partner using ASL syntax (word order).

- a. I am _____.
- b. Penélope Cruz is Spanish. _____
- c. Jacky Chan is Chinese. _____
- d. Charlize Therón and Trevor Noah are South African. _____
- e. Albert Einstein and Immanuel Kant are German. _____
- f. Germans are from (country name) _____.
- g. Cantínflas is Mexican. _____
- h. Mexicans are from _____.
- i. J.K. Rowling is _____.
- j. Gabriel García Márquez is _____.
- k. Jim Carry is _____.
- l. Canadians are from _____.
- m. Spaniards are from _____.




a. Varies, f. Germany, h. México, i. British, j. Colombian, k. Canadian, l. Canada, m. Spain



Section 3: International Celebrities

Instructions: Use the internet and your partner's help to you identify each of the celebrity's nationalities.

Optional Cultural Exchange: If you are not familiar, you and your partner can do some research and talk about their work and role in entertainment (films, music, sports, etc.).



a. Emma Watson



d. Raoul Bova




g. Fan Bingbing



b. Will Smith



e. Salma Hayek



h. Justin Bieber



c. Marion Cotillard



f. Heidi Klum



i. Gad Elmaleh

a. English/British, b. American, c. French, d. Italian, e. Mexican, f. German, g. Chinese, h. Canadian, i. French



Section 4: Dialogue Creation

Instructions: What is your nationality? What is your favorite celebrity's nationality? Switch roles and then answer your partner's questions. You will record this dialogue in the next section. Ask for help when necessary.

Signer 1:

Signer 2:

Signer 1:

Signer 2:

Signer 1:

Signer 2:

Signer 1:

Signer 2:

Section 5: Perform Your Dialogue

Instructions: Perform the dialogue you created with your partner. Make sure you do not end your Zoom meeting until you have performed your dialogue with your partner.

Revised on 3/29/2020