

MT. SAN ANTONIO COLLEGE

New Adjunct Hiring Checklist and Acknowledgement Form

Name: _____

Banner ID: A _____

Please review checklist to ensure all required paperwork is completed prior to submission to Human Resources.

Employee Submitted	Required Paperwork
<input type="checkbox"/>	Application for Employment (<i>Online applications must be included in packet</i>)
<input type="checkbox"/>	Personal Data Form
<input type="checkbox"/>	Withholding Forms – Federal & State
<input type="checkbox"/>	Employment Eligibility Verification–I-9 Form (<i>Instructions & list of acceptable documents on reverse side of I-9</i>)
<input type="checkbox"/>	Social Security card (<i>for IRS purposes</i>)
<input type="checkbox"/>	Oath of Allegiance
<input type="checkbox"/>	Warrant Designation
<input type="checkbox"/>	Hepatitis B Vaccination Program Form
<input type="checkbox"/>	Worker’s Compensation Pre-Designation Personal Physician Form
<input type="checkbox"/>	Tuberculosis Risk Assessment
<input type="checkbox"/>	Live Scan Confirmation (<i>employee obtains live scan form from HR</i>)
<input type="checkbox"/>	Eligibility for Employment Form (AB 1725 Minimum Qualifications OR AB 1725 Equivalencies)
Adjunct Retirement Plans:	
<input type="checkbox"/>	CalSTRS Permissive Election Form (REQUIRED FORM)
<input type="checkbox"/>	SSA-1945 (REQUIRED IF EMPLOYEE ELECTS STRS MEMBERSHIP)
Optional Paperwork:	
<input type="checkbox"/>	Direct Deposit Authorization Form (<i>attach voided check</i>)
<input type="checkbox"/>	CTA Membership Enrollment Form (<i>forward directly to Faculty Association Office</i>)
Informational Paperwork:	
<input type="checkbox"/>	New Health Insurance Marketplace Coverage (ACA)

Employee Acknowledgement: Copies of all forms are available on the HR website at:

- Asbestos Notification and Acknowledgement
- FMLA Information and Acknowledgement
- Non-Discrimination Statement and Acknowledgement
- District Policy on Drug Free Environment and Acknowledgement
- Reasonable Accommodation Information and Acknowledgement
- Sexual Harassment Brochure and Acknowledgement
- Use of Technology and Information Resources and Employee Acceptable Use Agreement (AP 3720) Acknowledgement
- Emergency Response Quick Reference Guide
- Disaster Service Workers Brochure
- Worker’s Compensation Information
- FMLA, PDL, and CFRA Information
- Notice of Social Security Alternative Plan – National Benefit Services (NBS) ***If CalSTRS membership is declined***

By signing this document, I hereby acknowledge that I have read, understand and agree to all requirements, policies and memos regarding my Adjunct position. Signature of this document also recognizes that all paperwork has been completed truthfully and to the best of my ability.

Employee Signature: _____

Date: _____

Employer Signature (Witness): _____

Date: _____



MT. SAN ANTONIO COLLEGE

Office of Human Resources
1100 N. Grand Avenue, Walnut, CA 91789
(909) 274-4225 Fax: (909) 274-2031
<http://jobs.mtsac.edu>

ADJUNCT FACULTY Application for Employment

Position applying for

A separate application must be provided for each position you are applying for.

Please print clearly or type all information requested.

Name	Last	First	Middle	Date
Address	Number	Street	Apt/Unit	Home Phone
	City	State	Zip Code	Work Phone
Email Address				Cellular Phone

EMPLOYMENT HISTORY: Please include all employment experience, listing the most recent position first. Provide complete employment history even if a résumé is attached. If there is more than one position with the same employer, list each position separately. If additional space is needed, use the same format on another piece of paper.

Dates	Duties	Employers
From To	Title	Employer
Hours/week	Responsibilities	Supervisor
<input type="checkbox"/> Full-time <input type="checkbox"/> Part-time		Address
Salary		City, State, Zip
May we contact? <input type="checkbox"/> Yes <input type="checkbox"/> No	Reason for leaving	Telephone
From To	Title	Employer
Hours/week	Responsibilities	Supervisor
<input type="checkbox"/> Full-time <input type="checkbox"/> Part-time		Address
Salary		City, State, Zip
May we contact? <input type="checkbox"/> Yes <input type="checkbox"/> No	Reason for leaving	Telephone
From To	Title	Employer
Hours/week	Responsibilities	Supervisor
<input type="checkbox"/> Full-time <input type="checkbox"/> Part-time		Address
Salary		City, State, Zip
May we contact? <input type="checkbox"/> Yes <input type="checkbox"/> No	Reason for leaving	Telephone

From To Title Employer
 Hours/week Responsibilities Supervisor
 Full-time Address
 Part-time Salary City, State, Zip

May we contact? Reason for leaving Telephone
 Yes No

From To Title Employer
 Hours/week Responsibilities Supervisor
 Full-time Address
 Part-time Salary City, State, Zip

May we contact? Reason for leaving Telephone
 Yes No

Will you accept part-time or temporary work? Yes No
 Will you work evening hours? Yes No
 If employed, can you submit verification of your legal right to work in the United States? Yes No

REFERENCES: Please list at least three current references that are familiar with your work-related ability and back round. Do not include relatives.

Name Position Company
 Address City State _____ Zip _____
 Day Time Phone Evening Phone E-mail

Name Position Company
 Address City State _____ Zip _____
 Day Time Phone Evening Phone E-mail

Name Position Company
 Address City State _____ Zip _____
 Day Time Phone Evening Phone E-mail

APPLICANT RELEASE

I authorize agents of Mt. San Antonio College (Mt. SAC) to investigate and verify all statements made on this application to include contacting my previous employers and references provided by me. I further authorize my previous and current employers, as well as all educational institutions that I attended, personal references, and public or private agencies that have issued me either a professional or vocational license to release to Mt. SAC, any and all records and other information maintained in their custody and control and which regard any all aspects of my employment relationship, history and educational background with said employers, educational institutions, personal references and public or private agencies. I understand and acknowledge that this authorization may permit positive as well as negative information to be released to Mt. SAC from individuals listed as references herein and the agents or employees of my former employers to answer any inquiry relevant to my application, and I hereby release the foregoing individuals from liability for responding to such inquires.

Applicants Signature

Date

EDUCATION

Check highest grade completed: 8 9 10 11 12 13 14 15 16 Graduate

High School _____ Location (City & State) _____ Did you graduate? Yes No If no, do you possess a G.E.D.? Yes No

Names and locations of accredited institutions	Major(s)	Minor(s)	Units earned	Degree conferred	Degree in progress	Date anticipated

Have you worked or attended postsecondary institutions under name(s) other than stated above?

Yes No If yes, please list: _____

Have you ever worked for Mt. San Antonio College? Yes No If yes, when: _____

Note: A "Yes" answer on the following question does not automatically disqualify you from receiving consideration for employment:

Have you ever been dismissed from employment or resigned in lieu of being dismissed for inefficiency, delinquency or misconduct? Yes No If yes, please explain: _____

VOCATIONAL, TECHNICAL or Other Training

Names and locations of Business or Trade Schools attended	Dates Attended	Subject	Degree/Certification

Professional Licenses/Certificates and expiration dates:

Professional Organizations to which you currently belong and are job-related:

CREDENTIALS: List all valid California Community College credentials held

Type	Subject Matter Area	Expiration Date

NARRATIVE: Please **ATTACH** a brief statement discussing the kinds of contributions you plan to make as a faculty member at Mt. San Antonio College. Also include specific qualifications that enable you to work with culturally diverse individuals, minority groups, and multi-ethnic programs.

EQUIVALENCY:

Are you applying for equivalency to the state minimum qualifications for this position? Yes No
If yes, please complete the supplemental form for Equivalency Determination.

TEACHING EXPERIENCE: Please list courses in your order of preference.

Qualified to Teach	Have Taught	Prefer to Teach

I certify that the information contained in this application is correct to the best of my knowledge and understand that deliberate falsification or any misstatements or omissions of material facts may be cause for refusal of employment; or if employed, cause for dismissal.

If employed, I understand that I will be required to submit verification of my identification and authorization to work in the United States, and that additional information about me will be required for statistical purposes.

Signature (Application is considered incomplete without a signature)

Date

All job offers made by the College are subject to Board of Trustees approval and are contingent upon the prospective employee establishing proof of identify and legal right to work in the United States as required by the Immigration and Naturalization Services. Recommended candidate for this position will be required to obtain fingerprint clearance prior beginning employment. An official notification or an x-ray report stating that you are free from tuberculosis is required before employment can begin (Education Code 87408.6). Prospective employees may be required to complete a satisfactory medical examination. Employment, or continued employment, is contingent upon a satisfactory health report.

It is the policy of Mt. San Antonio College that harassment is prohibited and that all persons shall receive equal employment and educational opportunities without regard to sex, race, color, ancestry, religious creed, national origin, age (over 40), medical condition (cancer), mental disability, physical disability (including HIV & AIDS), marital status, sexual orientation, or Vietnam Era Veteran Status. This nondiscrimination policy covers Family and Medical Care Leave and Pregnancy Disability Leave. Contact the Office of Human Resources if you need any special accommodations to complete the application process at (909) 594-5611, ext. 4225.

Mt. San Antonio College is an Equal Opportunity Employer

MT. SAN ANTONIO COLLEGE PERSONAL DATA FORM

Legal Name As Shown on Social Security Card (Last, First, Middle)			Preferred First Name (Optional):		
Home Address			Cellular Phone No.:		
City	State	Zip Code	Day Phone No.:		
Marital Status: <input type="checkbox"/> Unmarried <input type="checkbox"/> Married <input type="checkbox"/> Head of Household <input type="checkbox"/> Divorced <input type="checkbox"/> Separated <input type="checkbox"/> Domestic Partner <input type="checkbox"/> Widowed			Gender: <input type="checkbox"/> Male <input type="checkbox"/> Female <input type="checkbox"/> Not Available		
Please select all that apply: I AM A <u>RETIREE</u> OF: <input type="checkbox"/> STRS; <input type="checkbox"/> PERS; <input type="checkbox"/> NONE I AM A <u>MEMBER</u> OF: <input type="checkbox"/> STRS; <input type="checkbox"/> PERS; <input type="checkbox"/> NONE			Campus-Wide Emergency Notifications Opt-in Cell: Home: Text:		

EMERGENCY CONTACT INFORMATION

Primary Emergency Contact Name (Last, First, M.I.):	Day Phone No.:	Relationship:
Secondary Emergency Contact Name (Last, First, M.I.):	Day Phone No.:	Relationship:

HUMAN RESOURCES USE ONLY			
<input type="checkbox"/> New Hire <input type="checkbox"/> Rehire	Office (OC):	Extension:	Department (Org) #:
Hire Date:	Salary/Board Date		
Employee Class: <input type="checkbox"/> 1 Adjunct <input type="checkbox"/> 4 Confidential <input type="checkbox"/> 2 Classified A <input type="checkbox"/> 5 Faculty <input type="checkbox"/> 3 Classified B <input type="checkbox"/> 6 Management	Minimum Qualifications		
	Discipline	Units of File	
Contract/Term:			
Step Increase Eligibility Date:	Longevity Eligibility Date:		
T.B. Assessment Date:	Livescan Clearance:		
Position Title:	Banner Position No:		
<input type="checkbox"/> *CalPERS <input type="checkbox"/> Classic <input type="checkbox"/> New <input type="checkbox"/> Unknown	Banner ID:		
<input type="checkbox"/> CalSTRS <input type="checkbox"/> SSA-1945 <input type="checkbox"/> National Benefit Services (NBS)			

*CalPERS membership (Classic or New) is ultimately determined by CalPERS; this is based on general information received from myCalPERS.ca.gov and inquiry from employee at the time of hire.

Banner Payroll

Processed by: _____

Ext: _____

Date: _____

Employee's Withholding Certificate

**Complete Form W-4 so that your employer can withhold the correct federal income tax from your pay.
 Give Form W-4 to your employer.
 Your withholding is subject to review by the IRS.**

2023

Step 1: Enter Personal Information	(a) First name and middle initial	Last name	(b) Social security number
	Address		Does your name match the name on your social security card? If not, to ensure you get credit for your earnings, contact SSA at 800-772-1213 or go to www.ssa.gov .
	City or town, state, and ZIP code		
	(c) <input type="checkbox"/> Single or Married filing separately <input type="checkbox"/> Married filing jointly or Qualifying surviving spouse <input type="checkbox"/> Head of household (Check only if you're unmarried and pay more than half the costs of keeping up a home for yourself and a qualifying individual.)		

Complete Steps 2-4 ONLY if they apply to you; otherwise, skip to Step 5. See page 2 for more information on each step, who can claim exemption from withholding, other details, and privacy.

**Step 2:
Multiple Jobs
or Spouse
Works**

Complete this step if you (1) hold more than one job at a time, or (2) are married filing jointly and your spouse also works. The correct amount of withholding depends on income earned from all of these jobs.

Do **only one** of the following.

(a) Reserved for future use.
(b) Use the Multiple Jobs Worksheet on page 3 and enter the result in Step 4(c) below; **or**
(c) If there are only two jobs total, you may check this box. Do the same on Form W-4 for the other job. This option is generally more accurate than (b) if pay at the lower paying job is more than half of the pay at the higher paying job. Otherwise, (b) is more accurate

TIP: If you have self-employment income, see page 2.

Complete Steps 3-4(b) on Form W-4 for only ONE of these jobs. Leave those steps blank for the other jobs. (Your withholding will be most accurate if you complete Steps 3-4(b) on the Form W-4 for the highest paying job.)

Step 3: Claim Dependent and Other Credits	If your total income will be \$200,000 or less (\$400,000 or less if married filing jointly): Multiply the number of qualifying children under age 17 by \$2,000 \$ _____ Multiply the number of other dependents by \$500 \$ _____ Add the amounts above for qualifying children and other dependents. You may add to this the amount of any other credits. Enter the total here	3	\$
Step 4 (optional): Other Adjustments	(a) Other income (not from jobs). If you want tax withheld for other income you expect this year that won't have withholding, enter the amount of other income here. This may include interest, dividends, and retirement income	4(a)	\$
	(b) Deductions. If you expect to claim deductions other than the standard deduction and want to reduce your withholding, use the Deductions Worksheet on page 3 and enter the result here	4(b)	\$
	(c) Extra withholding. Enter any additional tax you want withheld each pay period	4(c)	\$

Step 5: Sign Here	Under penalties of perjury, I declare that this certificate, to the best of my knowledge and belief, is true, correct, and complete.		
	_____ Employee's signature (This form is not valid unless you sign it.)	_____ Date	

Employers Only	Employer's name and address	First date of employment	Employer identification number (EIN)
---------------------------	-----------------------------	--------------------------	--------------------------------------

General Instructions

Section references are to the Internal Revenue Code.

Future Developments

For the latest information about developments related to Form W-4, such as legislation enacted after it was published, go to www.irs.gov/FormW4.

Purpose of Form

Complete Form W-4 so that your employer can withhold the correct federal income tax from your pay. If too little is withheld, you will generally owe tax when you file your tax return and may owe a penalty. If too much is withheld, you will generally be due a refund. Complete a new Form W-4 when changes to your personal or financial situation would change the entries on the form. For more information on withholding and when you must furnish a new Form W-4, see Pub. 505, Tax Withholding and Estimated Tax.

Exemption from withholding. You may claim exemption from withholding for 2023 if you meet both of the following conditions: you had no federal income tax liability in 2022 **and** you expect to have no federal income tax liability in 2023. You had no federal income tax liability in 2022 if (1) your total tax on line 24 on your 2022 Form 1040 or 1040-SR is zero (or less than the sum of lines 27, 28, and 29), or (2) you were not required to file a return because your income was below the filing threshold for your correct filing status. If you claim exemption, you will have no income tax withheld from your paycheck and may owe taxes and penalties when you file your 2023 tax return. To claim exemption from withholding, certify that you meet both of the conditions above by writing "Exempt" on Form W-4 in the space below Step 4(c). Then, complete Steps 1(a), 1(b), and 5. Do not complete any other steps. You will need to submit a new Form W-4 by February 15, 2024.

Your privacy. If you have concerns with Step 2(c), you may choose Step 2(b); if you have concerns with Step 4(a), you may enter an additional amount you want withheld per pay period in Step 4(c).

Self-employment. Generally, you will owe both income and self-employment taxes on any self-employment income you receive separate from the wages you receive as an employee. If you want to pay income and self-employment taxes through withholding from your wages, you should enter the self-employment income on Step 4(a). Then compute your self-employment tax, divide that tax by the number of pay periods remaining in the year, and include that resulting amount per pay period on Step 4(c). You can also add half of the annual amount of self-employment tax to Step 4(b) as a deduction. To calculate self-employment tax, you generally multiply the self-employment income by 14.13% (this rate is a quick way to figure your self-employment tax and equals the sum of the 12.4% social security tax and the 2.9% Medicare tax multiplied by 0.9235). See Pub. 505 for more information, especially if the sum of self-employment income multiplied by 0.9235 and wages exceeds \$160,200 for a given individual.

Nonresident alien. If you're a nonresident alien, see Notice 1392, Supplemental Form W-4 Instructions for Nonresident Aliens, before completing this form.

Specific Instructions

Step 1(c). Check your anticipated filing status. This will determine the standard deduction and tax rates used to compute your withholding.

Step 2. Use this step if you (1) have more than one job at the same time, or (2) are married filing jointly and you and your spouse both work.

If you (and your spouse) have a total of only two jobs, you may check the box in option (c). The box must also be checked on the Form W-4 for the other job. If the box is checked, the standard deduction and tax brackets will be cut in half for each job to calculate withholding. This option is roughly accurate for jobs with similar pay; otherwise, more tax than necessary may be withheld, and this extra amount will be larger the greater the difference in pay is between the two jobs.



Multiple jobs. Complete Steps 3 through 4(b) on only one Form W-4. Withholding will be most accurate if you do this on the Form W-4 for the highest paying job.

Step 3. This step provides instructions for determining the amount of the child tax credit and the credit for other dependents that you may be able to claim when you file your tax return. To qualify for the child tax credit, the child must be under age 17 as of December 31, must be your dependent who generally lives with you for more than half the year, and must have the required social security number. You may be able to claim a credit for other dependents for whom a child tax credit can't be claimed, such as an older child or a qualifying relative. For additional eligibility requirements for these credits, see Pub. 501, Dependents, Standard Deduction, and Filing Information. You can also include **other tax credits** for which you are eligible in this step, such as the foreign tax credit and the education tax credits. To do so, add an estimate of the amount for the year to your credits for dependents and enter the total amount in Step 3. Including these credits will increase your paycheck and reduce the amount of any refund you may receive when you file your tax return.

Step 4 (optional).

Step 4(a). Enter in this step the total of your other estimated income for the year, if any. You shouldn't include income from any jobs or self-employment. If you complete Step 4(a), you likely won't have to make estimated tax payments for that income. If you prefer to pay estimated tax rather than having tax on other income withheld from your paycheck, see Form 1040-ES, Estimated Tax for Individuals.

Step 4(b). Enter in this step the amount from the Deductions Worksheet, line 5, if you expect to claim deductions other than the basic standard deduction on your 2023 tax return and want to reduce your withholding to account for these deductions. This includes both itemized deductions and other deductions such as for student loan interest and IRAs.

Step 4(c). Enter in this step any additional tax you want withheld from your pay **each pay period**, including any amounts from the Multiple Jobs Worksheet, line 4. Entering an amount here will reduce your paycheck and will either increase your refund or reduce any amount of tax that you owe.

Step 2(b) – Multiple Jobs Worksheet (Keep for your records.)



If you choose the option in Step 2(b) on Form W-4, complete this worksheet (which calculates the total extra tax for all jobs) on only ONE Form W-4. Withholding will be most accurate if you complete the worksheet and enter the result on the Form W-4 for the highest paying job. To be accurate, submit a new Form W-4 for all other jobs if you have not updated your withholding since 2019.

Note: If more than one job has annual wages of more than \$120,000 or there are more than three jobs, see Pub. 505 for additional tables.

- 1 Two jobs. If you have two jobs or you're married filing jointly and you and your spouse each have one job, find the amount from the appropriate table on page 4. Using the "Higher Paying Job" row and the "Lower Paying Job" column, find the value at the intersection of the two household salaries and enter that value on line 1. Then, skip to line 3
2 Three jobs. If you and/or your spouse have three jobs at the same time, complete lines 2a, 2b, and 2c below. Otherwise, skip to line 3.
a Find the amount from the appropriate table on page 4 using the annual wages from the highest paying job in the "Higher Paying Job" row and the annual wages for your next highest paying job in the "Lower Paying Job" column. Find the value at the intersection of the two household salaries and enter that value on line 2a
b Add the annual wages of the two highest paying jobs from line 2a together and use the total as the wages in the "Higher Paying Job" row and use the annual wages for your third job in the "Lower Paying Job" column to find the amount from the appropriate table on page 4 and enter this amount on line 2b
c Add the amounts from lines 2a and 2b and enter the result on line 2c
3 Enter the number of pay periods per year for the highest paying job. For example, if that job pays weekly, enter 52; if it pays every other week, enter 26; if it pays monthly, enter 12, etc.
4 Divide the annual amount on line 1 or line 2c by the number of pay periods on line 3. Enter this amount here and in Step 4(c) of Form W-4 for the highest paying job (along with any other additional amount you want withheld)

Step 4(b) – Deductions Worksheet (Keep for your records.)



- 1 Enter an estimate of your 2023 itemized deductions (from Schedule A (Form 1040)). Such deductions may include qualifying home mortgage interest, charitable contributions, state and local taxes (up to \$10,000), and medical expenses in excess of 7.5% of your income
2 Enter: { \$27,700 if you're married filing jointly or a qualifying surviving spouse; \$20,800 if you're head of household; \$13,850 if you're single or married filing separately }
3 If line 1 is greater than line 2, subtract line 2 from line 1 and enter the result here. If line 2 is greater than line 1, enter "-0-"
4 Enter an estimate of your student loan interest, deductible IRA contributions, and certain other adjustments (from Part II of Schedule 1 (Form 1040)). See Pub. 505 for more information
5 Add lines 3 and 4. Enter the result here and in Step 4(b) of Form W-4

Privacy Act and Paperwork Reduction Act Notice. We ask for the information on this form to carry out the Internal Revenue laws of the United States. Internal Revenue Code sections 3402(f)(2) and 6109 and their regulations require you to provide this information; your employer uses it to determine your federal income tax withholding. Failure to provide a properly completed form will result in your being treated as a single person with no other entries on the form; providing fraudulent information may subject you to penalties. Routine uses of this information include giving it to the Department of Justice for civil and criminal litigation; to cities, states, the District of Columbia, and U.S. commonwealths and territories for use in administering their tax laws; and to the Department of Health and Human Services for use in the National Directory of New Hires. We may also disclose this information to other countries under a tax treaty, to federal and state agencies to enforce federal nontax criminal laws, or to federal law enforcement and intelligence agencies to combat terrorism.

You are not required to provide the information requested on a form that is subject to the Paperwork Reduction Act unless the form displays a valid OMB control number. Books or records relating to a form or its instructions must be retained as long as their contents may become material in the administration of any Internal Revenue law. Generally, tax returns and return information are confidential, as required by Code section 6103.

The average time and expenses required to complete and file this form will vary depending on individual circumstances. For estimated averages, see the instructions for your income tax return.

If you have suggestions for making this form simpler, we would be happy to hear from you. See the instructions for your income tax return.

Married Filing Jointly or Qualifying Surviving Spouse

Higher Paying Job Annual Taxable Wage & Salary	Lower Paying Job Annual Taxable Wage & Salary											
	\$0 - 9,999	\$10,000 - 19,999	\$20,000 - 29,999	\$30,000 - 39,999	\$40,000 - 49,999	\$50,000 - 59,999	\$60,000 - 69,999	\$70,000 - 79,999	\$80,000 - 89,999	\$90,000 - 99,999	\$100,000 - 109,999	\$110,000 - 120,000
\$0 - 9,999	\$0	\$0	\$850	\$850	\$1,000	\$1,020	\$1,020	\$1,020	\$1,020	\$1,020	\$1,020	\$1,870
\$10,000 - 19,999	0	930	1,850	2,000	2,200	2,220	2,220	2,220	2,220	2,220	3,200	4,070
\$20,000 - 29,999	850	1,850	2,920	3,120	3,320	3,340	3,340	3,340	3,340	4,320	5,320	6,190
\$30,000 - 39,999	850	2,000	3,120	3,320	3,520	3,540	3,540	3,540	4,520	5,520	6,520	7,390
\$40,000 - 49,999	1,000	2,200	3,320	3,520	3,720	3,740	3,740	4,720	5,720	6,720	7,720	8,590
\$50,000 - 59,999	1,020	2,220	3,340	3,540	3,740	3,760	4,750	5,750	6,750	7,750	8,750	9,610
\$60,000 - 69,999	1,020	2,220	3,340	3,540	3,740	4,750	5,750	6,750	7,750	8,750	9,750	10,610
\$70,000 - 79,999	1,020	2,220	3,340	3,540	4,720	5,750	6,750	7,750	8,750	9,750	10,750	11,610
\$80,000 - 99,999	1,020	2,220	4,170	5,370	6,570	7,600	8,600	9,600	10,600	11,600	12,600	13,460
\$100,000 - 149,999	1,870	4,070	6,190	7,390	8,590	9,610	10,610	11,660	12,860	14,060	15,260	16,330
\$150,000 - 239,999	2,040	4,440	6,760	8,160	9,560	10,780	11,980	13,180	14,380	15,580	16,780	17,850
\$240,000 - 259,999	2,040	4,440	6,760	8,160	9,560	10,780	11,980	13,180	14,380	15,580	16,780	17,850
\$260,000 - 279,999	2,040	4,440	6,760	8,160	9,560	10,780	11,980	13,180	14,380	15,580	16,780	18,140
\$280,000 - 299,999	2,040	4,440	6,760	8,160	9,560	10,780	11,980	13,180	14,380	15,870	17,870	19,740
\$300,000 - 319,999	2,040	4,440	6,760	8,160	9,560	10,780	11,980	13,470	15,470	17,470	19,470	21,340
\$320,000 - 364,999	2,040	4,440	6,760	8,550	10,750	12,770	14,770	16,770	18,770	20,770	22,770	24,640
\$365,000 - 524,999	2,970	6,470	9,890	12,390	14,890	17,220	19,520	21,820	24,120	26,420	28,720	30,880
\$525,000 and over	3,140	6,840	10,460	13,160	15,860	18,390	20,890	23,390	25,890	28,390	30,890	33,250

Single or Married Filing Separately

Higher Paying Job Annual Taxable Wage & Salary	Lower Paying Job Annual Taxable Wage & Salary											
	\$0 - 9,999	\$10,000 - 19,999	\$20,000 - 29,999	\$30,000 - 39,999	\$40,000 - 49,999	\$50,000 - 59,999	\$60,000 - 69,999	\$70,000 - 79,999	\$80,000 - 89,999	\$90,000 - 99,999	\$100,000 - 109,999	\$110,000 - 120,000
\$0 - 9,999	\$310	\$890	\$1,020	\$1,020	\$1,020	\$1,860	\$1,870	\$1,870	\$1,870	\$1,870	\$2,030	\$2,040
\$10,000 - 19,999	890	1,630	1,750	1,750	2,600	3,600	3,600	3,600	3,600	3,760	3,960	3,970
\$20,000 - 29,999	1,020	1,750	1,880	2,720	3,720	4,720	4,730	4,730	4,890	5,090	5,290	5,300
\$30,000 - 39,999	1,020	1,750	2,720	3,720	4,720	5,720	5,730	5,890	6,090	6,290	6,490	6,500
\$40,000 - 59,999	1,710	3,450	4,570	5,570	6,570	7,700	7,910	8,110	8,310	8,510	8,710	8,720
\$60,000 - 79,999	1,870	3,600	4,730	5,860	7,060	8,260	8,460	8,660	8,860	9,060	9,260	9,280
\$80,000 - 99,999	1,870	3,730	5,060	6,260	7,460	8,660	8,860	9,060	9,260	9,460	10,430	11,240
\$100,000 - 124,999	2,040	3,970	5,300	6,500	7,700	8,900	9,110	9,610	10,610	11,610	12,610	13,430
\$125,000 - 149,999	2,040	3,970	5,300	6,500	7,700	9,610	10,610	11,610	12,610	13,610	14,900	16,020
\$150,000 - 174,999	2,040	3,970	5,610	7,610	9,610	11,610	12,610	13,750	15,050	16,350	17,650	18,770
\$175,000 - 199,999	2,720	5,450	7,580	9,580	11,580	13,870	15,180	16,480	17,780	19,080	20,380	21,490
\$200,000 - 249,999	2,900	5,930	8,360	10,660	12,960	15,260	16,570	17,870	19,170	20,470	21,770	22,880
\$250,000 - 399,999	2,970	6,010	8,440	10,740	13,040	15,340	16,640	17,940	19,240	20,540	21,840	22,960
\$400,000 - 449,999	2,970	6,010	8,440	10,740	13,040	15,340	16,640	17,940	19,240	20,540	21,840	22,960
\$450,000 and over	3,140	6,380	9,010	11,510	14,010	16,510	18,010	19,510	21,010	22,510	24,010	25,330

Head of Household

Higher Paying Job Annual Taxable Wage & Salary	Lower Paying Job Annual Taxable Wage & Salary											
	\$0 - 9,999	\$10,000 - 19,999	\$20,000 - 29,999	\$30,000 - 39,999	\$40,000 - 49,999	\$50,000 - 59,999	\$60,000 - 69,999	\$70,000 - 79,999	\$80,000 - 89,999	\$90,000 - 99,999	\$100,000 - 109,999	\$110,000 - 120,000
\$0 - 9,999	\$0	\$620	\$860	\$1,020	\$1,020	\$1,020	\$1,020	\$1,650	\$1,870	\$1,870	\$1,890	\$2,040
\$10,000 - 19,999	620	1,630	2,060	2,220	2,220	2,220	2,850	3,850	4,070	4,090	4,290	4,440
\$20,000 - 29,999	860	2,060	2,490	2,650	2,650	3,280	4,280	5,280	5,520	5,720	5,920	6,070
\$30,000 - 39,999	1,020	2,220	2,650	2,810	3,440	4,440	5,440	6,460	6,880	7,080	7,280	7,430
\$40,000 - 59,999	1,020	2,220	3,130	4,290	5,290	6,290	7,480	8,680	9,100	9,300	9,500	9,650
\$60,000 - 79,999	1,500	3,700	5,130	6,290	7,480	8,680	9,880	11,080	11,500	11,700	11,900	12,050
\$80,000 - 99,999	1,870	4,070	5,690	7,050	8,250	9,450	10,650	11,850	12,260	12,460	12,870	13,820
\$100,000 - 124,999	2,040	4,440	6,070	7,430	8,630	9,830	11,030	12,230	13,190	14,190	15,190	16,150
\$125,000 - 149,999	2,040	4,440	6,070	7,430	8,630	9,980	11,980	13,980	15,190	16,190	17,270	18,530
\$150,000 - 174,999	2,040	4,440	6,070	7,980	9,980	11,980	13,980	15,980	17,420	18,720	20,020	21,280
\$175,000 - 199,999	2,190	5,390	7,820	9,980	11,980	14,060	16,360	18,660	20,170	21,470	22,770	24,030
\$200,000 - 249,999	2,720	6,190	8,920	11,380	13,680	15,980	18,280	20,580	22,090	23,390	24,690	25,950
\$250,000 - 449,999	2,970	6,470	9,200	11,660	13,960	16,260	18,560	20,860	22,380	23,680	24,980	26,230
\$450,000 and over	3,140	6,840	9,770	12,430	14,930	17,430	19,930	22,430	24,150	25,650	27,150	28,600

EMPLOYEE'S WITHHOLDING ALLOWANCE CERTIFICATE

Complete this form so that your employer can withhold the correct California state income tax from your paycheck.

Enter Personal Information	
First, Middle, Last Name	Social Security Number
Address City, State, and ZIP Code	Filing Status SINGLE or MARRIED (with two or more incomes) MARRIED (one income) HEAD OF HOUSEHOLD

1. Total Number of Allowances you're claiming (Use Worksheet A for regular withholding allowances. Use other worksheets on the following pages as applicable, Worksheet A+B).
2. Additional amount, if any, you want withheld each pay period (if employer agrees), **(Worksheet B and C)**
OR

Exemption from Withholding

3. I claim exemption from withholding for 2020, and I certify I meet both of the conditions for exemption.
OR Write "Exempt" here
4. I certify under penalty of perjury that I am **not subject** to California withholding. I meet the conditions set forth under the Service Member Civil Relief Act, as amended by the Military Spouses Residency Relief Act. (Check box here)

Under the penalties of perjury, I certify that the number of withholding allowances claimed on this certificate does not exceed the number to which I am entitled or, if claiming exemption from withholding, that I am entitled to claim the exempt status.

Employee's Signature _____ Date _____

Employer's Section: Employer's Name and Address Mt. San Antonio College 1100 N. Grand Ave Walnut, CA 91789	California Employer Payroll Tax Account Number
--	--

PURPOSE: This certificate, DE 4, is for **California Personal Income Tax (PIT) withholding** purposes only. The DE 4 is used to compute the amount of taxes to be withheld from your wages, by your employer, to accurately reflect your state tax withholding obligation.

Beginning January 1, 2020, *Employee's Withholding Allowance Certificate* (Form W-4) from the Internal Revenue Service (IRS) will be used for federal income tax withholding **only**. You must file the state form *Employee's Withholding Allowance Certificate* (DE 4) to determine the appropriate California Personal Income Tax (PIT) withholding.

If you do not provide your employer with a withholding certificate, the employer must use Single with Zero withholding allowance.

CHECK YOUR WITHHOLDING: After your DE 4 takes effect, compare the state income tax withheld with your estimated total annual tax. For state withholding, use the worksheets on this form.

EXEMPTION FROM WITHHOLDING: If you wish to claim exempt, complete the federal Form W-4 and the state DE 4. You may claim exempt from withholding California income tax if you meet both of the following conditions for exemption:

1. You did not owe any federal/state income tax last year, and
2. You do not expect to owe any federal/state income tax this year. The exemption is good for one year.

If you continue to qualify for the exempt filing status, a new DE 4 designating EXEMPT must be submitted by February 15 each year to continue your exemption. If you are not having federal/state income tax withheld this year but expect to have a tax liability next year, you are required to give your employer a new DE 4 by December 1.

Member Service Civil Relief Act: Under this act, as amended by the Military Spouses Residency Relief Act, you may be exempt from California income tax on your wages if

- (i) your spouse is a member of the armed forces present in California in compliance with military orders;
- (ii) you are present in California solely to be with your spouse; and
- (iii) you maintain your domicile in another state.

If you claim exemption under **this** act, **check the box on Line 4**. You may be required to provide proof of exemption upon request.

The [California Employer's Guide \(DE 44\) \(PDF, 2.4 MB\)](http://edd.ca.gov/pdf_pub_ctr/de44.pdf) (edd.ca.gov/pdf_pub_ctr/de44.pdf) provides the income tax withholding tables. This publication may be found by visiting [Forms and Publications](http://edd.ca.gov/Payroll_Taxes/Forms_and_Publications) (edd.ca.gov/Payroll_Taxes/Forms_and_Publications). To assist you in calculating your tax liability, please visit the [Franchise Tax Board \(FTB\)](http://ftb.ca.gov) (ftb.ca.gov).

If you need information on your last California Resident Income Tax Return (FTB Form 540), visit the [Franchise Tax Board \(FTB\)](http://ftb.ca.gov) (ftb.ca.gov).

NOTIFICATION: The burden of proof rests with the employee to show the correct California income tax withholding. Pursuant to section 4340-1(e) of [Title 22, California Code of Regulations \(CCR\)](#), the FTB or the EDD may, by special direction in writing, require an employer to submit a Form W-4 or DE 4 when such forms are necessary for the administration of the withholding tax programs.

PENALTY: You may be fined \$500 if you file, with no reasonable basis, a DE 4 that results in less tax being withheld than is properly allowable. In addition, criminal penalties apply for willfully supplying false or fraudulent information or failing to supply information requiring an increase in withholding. This is provided by section 13101 of the [California Unemployment Insurance Code](#) and section 19176 of the [Revenue and Taxation Code](#).

WORKSHEETS

INSTRUCTIONS — 1 — ALLOWANCES*

When determining your withholding allowances, you must consider your personal situation:

- Do you claim allowances for dependents or blindness?
- Will you itemize your deductions?
- Do you have more than one income coming into the household?

TWO-EARNERS/MULTIPLE INCOMES: When earnings are derived from more than one source, under-withholding may occur. If you have a working spouse or more than one job, it is best to check the box "SINGLE or MARRIED (with two or more incomes)." Figure the total number of allowances you are entitled to claim on all jobs using only one DE 4 form. Claim allowances with **one** employer.

Do **not** claim the same allowances with more than one employer. Your withholding will usually be most accurate when all allowances are claimed on the DE 4 filed for the highest paying job and zero allowances are claimed for the others.

MARRIED BUT NOT LIVING WITH YOUR SPOUSE: You may check the "Head of Household" marital status box if you meet all of the following tests:

- (1) Your spouse will not live with you **at any time** during the year;
- (2) You will furnish over half of the cost of maintaining a home for the entire year for yourself and your child or stepchild who qualifies as your dependent; **and**
- (3) You will file a separate return for the year.

HEAD OF HOUSEHOLD: To qualify, you must be unmarried or legally separated from your spouse and pay more than 50% of the costs of maintaining a home for the **entire** year for yourself and your dependent(s) or other qualifying individuals. Cost of maintaining the home includes such items as rent, property insurance, property taxes, mortgage interest, repairs, utilities, and cost of food. It does not include the individual's personal expenses or any amount which represents value of services performed by a member of the household of the taxpayer.

WORKSHEET A

REGULAR WITHHOLDING ALLOWANCES

- | | |
|--|-----|
| (A) Allowance for yourself — enter 1 | (A) |
| (B) Allowance for your spouse (if not separately claimed by your spouse) — enter 1 | (B) |
| (C) Allowance for blindness — yourself — enter 1 | (C) |
| (D) Allowance for blindness — your spouse (if not separately claimed by your spouse) — enter 1 | (D) |
| (E) Allowance(s) for dependent(s) — do not include yourself or your spouse | (E) |
| (F) Total — add lines (A) through (E) above and enter on line 1 of the DE 4 | (F) |

INSTRUCTIONS — 2 — (OPTIONAL) ADDITIONAL WITHHOLDING ALLOWANCES

If you expect to itemize deductions on your California income tax return, you can claim additional withholding allowances. Use Worksheet B to determine whether your expected estimated deductions may entitle you to claim **one or more additional** withholding allowances. Use last year's FTB Form 540 as a model to calculate this year's withholding amounts.

Do not include deferred compensation, qualified pension payments, or flexible benefits, etc., that are deducted from your gross pay but are not taxed on this worksheet.

You may reduce the amount of tax withheld from your wages by claiming one additional withholding allowance for each \$1,000, or fraction of \$1,000, by which you expect your estimated deductions for the year to exceed your allowable standard deduction.

WORKSHEET B

ESTIMATED DEDUCTIONS

Use this worksheet **only** if you plan to itemize deductions, claim certain adjustments to income, or have a large amount of nonwage income not subject to withholding.

- | | |
|---|------|
| 1. Enter an estimate of your itemized deductions for California taxes for this tax year as listed in the schedules in the FTB Form 540 | 1. |
| 2. Enter \$9,074 if married filing joint with two or more allowances, unmarried head of household, or qualifying widow(er) with dependent(s) or \$4,537 if single or married filing separately, dual income married, or married with multiple employers | – 2. |
| 3. Subtract line 2 from line 1, enter difference | = 3. |
| 4. Enter an estimate of your adjustments to income (alimony payments, IRA deposits) | + 4. |
| 5. Add line 4 to line 3, enter sum | = 5. |
| 6. Enter an estimate of your nonwage income (dividends, interest income, alimony receipts) | – 6. |
| 7. If line 5 is greater than line 6 (if less, see below [go to line 9]); Subtract line 6 from line 5, enter difference | = 7. |
| 8. Divide the amount on line 7 by \$1,000, round any fraction to the nearest whole number
Add this number to Line F of Worksheet A and enter it on line 1 of the DE 4. Complete Worksheet C, if needed, otherwise stop here . | 8. |
| 9. If line 6 is greater than line 5;
Enter amount from line 6 (nonwage income) | 9. |
| 10. Enter amount from line 5 (deductions) | 10. |
| 11. Subtract line 10 from line 9, enter difference | 11. |

Complete Worksheet C

*Wages paid to registered domestic partners will be treated the same for state income tax purposes as wages paid to spouses for California PIT withholding and PIT wages. This law does not impact federal income tax law. A registered domestic partner means an individual partner in a domestic partner relationship within the meaning of section 297 of the Family Code. For more information, please call our Taxpayer Assistance Center at 1-888-745-3886.

1. Enter estimate of total wages for tax year 2020. 1.
2. Enter estimate of nonwage income (line 6 of Worksheet B). 2.
3. Add line 1 and line 2. Enter sum. 3.
4. Enter itemized deductions or standard deduction (line 1 or 2 of Worksheet B, whichever is largest). 4.
5. Enter adjustments to income (line 4 of Worksheet B). 5.
6. Add line 4 and line 5. Enter sum. 6.
7. Subtract line 6 from line 3. Enter difference. 7.
8. Figure your tax liability for the amount on line 7 by using the 2020 tax rate schedules below. 8.
9. Enter personal exemptions (line F of Worksheet A x \$134.20). 9.
10. Subtract line 9 from line 8. Enter difference. 10.
11. Enter any tax credits. (See FTB Form 540). 11.
12. Subtract line 11 from line 10. Enter difference. This is your total tax liability. 12.
13. Calculate the tax withheld and estimated to be withheld during 2020. Contact your employer to request the amount that will be withheld on your wages based on the marital status and number of withholding allowances you will claim for 2020. Multiply the estimated amount to be withheld by the number of pay periods left in the year. Add the total to the amount already withheld for 2020. 13.
14. Subtract line 13 from line 12. Enter difference. If this is less than zero, you do not need to have additional taxes withheld. 14.
15. Divide line 14 by the number of pay periods remaining in the year. Enter this figure on line 2 of the DE 4. 15.

NOTE: Your employer is not required to withhold the additional amount requested on line 2 of your DE 4. If your employer does not agree to withhold the additional amount, you may increase your withholdings as much as possible by using the "single" status with "zero" allowances. If the amount withheld still results in an underpayment of state income taxes, you may need to file quarterly estimates on Form 540-ES with the FTB to avoid a penalty.

THESE TABLES ARE FOR CALCULATING WORKSHEET C AND FOR 2020 ONLY

**SINGLE PERSONS, DUAL INCOME
MARRIED WITH MULTIPLE EMPLOYERS**

IF THE TAXABLE INCOME IS		COMPUTED TAX IS		
OVER	BUT NOT OVER	OF AMOUNT OVER...		PLUS
\$0	\$8,809	1.100%	\$0	\$0.00
\$8,809	\$20,883	2.200%	\$8,809	\$96.90
\$20,883	\$32,960	4.400%	\$20,883	\$362.53
\$32,960	\$45,753	6.600%	\$32,960	\$893.92
\$45,753	\$57,824	8.800%	\$45,753	\$1,738.26
\$57,824	\$295,373	10.230%	\$57,824	\$2,800.51
\$295,373	\$354,445	11.330%	\$295,373	\$27,101.77
\$354,445	\$590,742	12.430%	\$354,445	\$33,794.63
\$590,742	\$1,000,000	13.530%	\$590,742	\$63,166.35
\$1,000,000	and over	14.630%	\$1,000,000	\$118,538.96

MARRIED PERSONS

IF THE TAXABLE INCOME IS		COMPUTED TAX IS		
OVER	BUT NOT OVER	OF AMOUNT OVER...		PLUS
\$0	\$17,618	1.100%	\$0	\$0.00
\$17,618	\$41,766	2.200%	\$17,618	\$193.80
\$41,766	\$65,920	4.400%	\$41,766	\$725.06
\$65,920	\$91,506	6.600%	\$65,920	\$1,787.84
\$91,506	\$115,648	8.800%	\$91,506	\$3,476.52
\$115,648	\$590,746	10.230%	\$115,648	\$5,601.02
\$590,746	\$708,890	11.330%	\$590,746	\$54,203.55
\$708,890	\$1,000,000	12.430%	\$708,890	\$67,589.27
\$1,000,000	\$1,181,484	13.530%	\$1,000,000	\$103,774.24
\$1,181,484	and over	14.630%	\$1,181,484	\$128,329.03

UNMARRIED HEAD OF HOUSEHOLD

IF THE TAXABLE INCOME IS		COMPUTED TAX IS		
OVER	BUT NOT OVER	OF AMOUNT OVER...		PLUS
\$0	\$17,629	1.100%	\$0	\$0.00
\$17,629	\$41,768	2.200%	\$17,629	\$193.92
\$41,768	\$53,843	4.400%	\$41,768	\$724.98
\$53,843	\$66,636	6.600%	\$53,843	\$1,256.28
\$66,636	\$78,710	8.800%	\$66,636	\$2,100.62
\$78,710	\$401,705	10.230%	\$78,710	\$3,163.13
\$401,705	\$482,047	11.330%	\$401,705	\$36,205.52
\$482,047	\$803,410	12.430%	\$482,047	\$45,308.27
\$803,410	\$1,000,000	13.530%	\$803,410	\$85,253.69
\$1,000,000	and over	14.630%	\$1,000,000	\$111,852.32

If you need information on your last California Resident Income Tax Return, FTB Form 540, visit [Franchise Tax Board \(FTB\)](http://ftb.ca.gov) (ftb.ca.gov).

The DE 4 information is collected for purposes of administering the PIT law and under the authority of Title 22, CCR, section 4340-1, and the California Revenue and Taxation Code, including section 18624. The Information Practices Act of 1977 requires that individuals be notified of how information they provide may be used. Further information is contained in the instructions that came with your last California resident income tax return.



Employment Eligibility Verification

Department of Homeland Security

U.S. Citizenship and Immigration Services

USCIS
Form I-9
OMB No.1615-0047
Expires 07/31/2026

START HERE: Employers must ensure the form instructions are available to employees when completing this form. Employers are liable for failing to comply with the requirements for completing this form. See below and the [Instructions](#).

ANTI-DISCRIMINATION NOTICE: All employees can choose which acceptable documentation to present for Form I-9. Employers cannot ask employees for documentation to verify information in **Section 1**, or specify which acceptable documentation employees must present for **Section 2** or Supplement B, Reverification and Rehire. Treating employees differently based on their citizenship, immigration status, or national origin may be illegal.

Section 1. Employee Information and Attestation: Employees must complete and sign Section 1 of Form I-9 no later than the **first day of employment**, but not before accepting a job offer.

Last Name (Family Name)		First Name (Given Name)		Middle Initial (if any)	Other Last Names Used (if any)	
Address (Street Number and Name)			Apt. Number (if any)	City or Town		State ZIP Code
Date of Birth (mm/dd/yyyy)	U.S. Social Security Number		Employee's Email Address		Employee's Telephone Number	
<p>I am aware that federal law provides for imprisonment and/or fines for false statements, or the use of false documents, in connection with the completion of this form. I attest, under penalty of perjury, that this information, including my selection of the box attesting to my citizenship or immigration status, is true and correct.</p>		Check one of the following boxes to attest to your citizenship or immigration status (See page 2 and 3 of the instructions.):				
		<input type="checkbox"/> 1. A citizen of the United States				
		<input type="checkbox"/> 2. A noncitizen national of the United States (See Instructions.)				
		<input type="checkbox"/> 3. A lawful permanent resident (Enter USCIS or A-Number.)				
<input type="checkbox"/> 4. A noncitizen (other than Item Numbers 2. and 3. above) authorized to work until (exp. date, if any)						
If you check Item Number 4. , enter one of these:						
USCIS A-Number		OR	Form I-94 Admission Number		OR	Foreign Passport Number and Country of Issuance
Signature of Employee				Today's Date (mm/dd/yyyy)		

If a preparer and/or translator assisted you in completing Section 1, that person MUST complete the [Preparer and/or Translator Certification](#) on Page 3.

Section 2. Employer Review and Verification: Employers or their authorized representative must complete and sign **Section 2** within three business days after the employee's first day of employment, and must physically examine, or examine consistent with an alternative procedure authorized by the Secretary of DHS, documentation from List A OR a combination of documentation from List B and List C. Enter any additional documentation in the Additional Information box; see Instructions.

	List A	OR	List B	AND	List C
Document Title 1					
Issuing Authority					
Document Number (if any)					
Expiration Date (if any)					
Document Title 2 (if any)	<p>Additional Information</p> <p>Check here if you used an alternative procedure authorized by DHS to examine documents.</p>				
Issuing Authority					
Document Number (if any)					
Expiration Date (if any)					
Document Title 3 (if any)					
Issuing Authority					
Document Number (if any)					
Expiration Date (if any)					

<p>Certification: I attest, under penalty of perjury, that (1) I have examined the documentation presented by the above-named employee, (2) the above-listed documentation appears to be genuine and to relate to the employee named, and (3) to the best of my knowledge, the employee is authorized to work in the United States.</p>		First Day of Employment (mm/dd/yyyy):
Last Name, First Name and Title of Employer or Authorized Representative		Signature of Employer or Authorized Representative
		Today's Date (mm/dd/yyyy)
Employer's Business or Organization Name		Employer's Business or Organization Address, City or Town, State, ZIP Code

For reverification or rehire, complete [Supplement B, Reverification and Rehire](#) on Page 4.

LISTS OF ACCEPTABLE DOCUMENTS

All documents containing an expiration date must be unexpired.

* Documents extended by the issuing authority are considered unexpired.

Employees may present one selection from List A or a combination of one selection from List B and one selection from List C.

Examples of many of these documents appear in the Handbook for Employers (M-274).

LIST A Documents that Establish Both Identity and Employment Authorization	OR	LIST B Documents that Establish Identity	AND	LIST C Documents that Establish Employment Authorization
<ol style="list-style-type: none"> 1. U.S. Passport or U.S. Passport Card 2. Permanent Resident Card or Alien Registration Receipt Card (Form I-551) 3. Foreign passport that contains a temporary I-551 stamp or temporary I-551 printed notation on a machine-readable immigrant visa 4. Employment Authorization Document that contains a photograph (Form I-766) 5. For an individual temporarily authorized to work for a specific employer because of his or her status or parole: <ol style="list-style-type: none"> a. Foreign passport; and b. Form I-94 or Form I-94A that has the following: <ol style="list-style-type: none"> (1) The same name as the passport; and (2) An endorsement of the individual's status or parole as long as that period of endorsement has not yet expired and the proposed employment is not in conflict with any restrictions or limitations identified on the form. 6. Passport from the Federated States of Micronesia (FSM) or the Republic of the Marshall Islands (RMI) with Form I-94 or Form I-94A indicating nonimmigrant admission under the Compact of Free Association Between the United States and the FSM or RMI 	OR	<ol style="list-style-type: none"> 1. Driver's license or ID card issued by a State or outlying possession of the United States provided it contains a photograph or information such as name, date of birth, gender, height, eye color, and address 2. ID card issued by federal, state or local government agencies or entities, provided it contains a photograph or information such as name, date of birth, gender, height, eye color, and address 3. School ID card with a photograph 4. Voter's registration card 5. U.S. Military card or draft record 6. Military dependent's ID card 7. U.S. Coast Guard Merchant Mariner Card 8. Native American tribal document 9. Driver's license issued by a Canadian government authority <li style="text-align: center;">For persons under age 18 who are unable to present a document listed above: 10. School record or report card 11. Clinic, doctor, or hospital record 12. Day-care or nursery school record 	AND	<ol style="list-style-type: none"> 1. A Social Security Account Number card, unless the card includes one of the following restrictions: <ol style="list-style-type: none"> (1) NOT VALID FOR EMPLOYMENT (2) VALID FOR WORK ONLY WITH INS AUTHORIZATION (3) VALID FOR WORK ONLY WITH DHS AUTHORIZATION 2. Certification of report of birth issued by the Department of State (Forms DS-1350, FS-545, FS-240) 3. Original or certified copy of birth certificate issued by a State, county, municipal authority, or territory of the United States bearing an official seal 4. Native American tribal document 5. U.S. Citizen ID Card (Form I-197) 6. Identification Card for Use of Resident Citizen in the United States (Form I-179) 7. Employment authorization document issued by the Department of Homeland Security <p style="margin-left: 20px;">For examples, see Section 7 and Section 13 of the M-274 on uscis.gov/i-9-central.</p> <p style="margin-left: 20px;">The Form I-766, Employment Authorization Document, is a List A, Item Number 4, document, not a List C document.</p>
<p>Acceptable Receipts</p> <p>May be presented in lieu of a document listed above for a temporary period.</p> <p>For receipt validity dates, see the M-274.</p>				
<ul style="list-style-type: none"> • Receipt for a replacement of a lost, stolen, or damaged List A document. • Form I-94 issued to a lawful permanent resident that contains an I-551 stamp and a photograph of the individual. • Form I-94 with "RE" notation or refugee stamp issued to a refugee. 	OR	<p>Receipt for a replacement of a lost, stolen, or damaged List B document.</p>	AND	<p>Receipt for a replacement of a lost, stolen, or damaged List C document.</p>

*Refer to the Employment Authorization Extensions page on [I-9 Central](#) for more information.



Supplement A, Preparer and/or Translator Certification for Section 1

Department of Homeland Security
U.S. Citizenship and Immigration Services

USCIS
Form I-9
Supplement A
OMB No. 1615-0047
Expires 07/31/2026

Last Name (<i>Family Name</i>) from Section 1 .	First Name (<i>Given Name</i>) from Section 1 .	Middle initial (if any) from Section 1 .
--	--	---

Instructions: This supplement must be completed by any preparer and/or translator who assists an employee in completing Section 1 of Form I-9. The preparer and/or translator must enter the employee's name in the spaces provided above. Each preparer or translator must complete, sign, and date a separate certification area. Employers must retain completed supplement sheets with the employee's completed Form I-9.

I attest, under penalty of perjury, that I have assisted in the completion of Section 1 of this form and that to the best of my knowledge the information is true and correct.

Signature of Preparer or Translator			Date (<i>mm/dd/yyyy</i>)	
Last Name (<i>Family Name</i>)		First Name (<i>Given Name</i>)		Middle Initial (<i>if any</i>)
Address (<i>Street Number and Name</i>)		City or Town	State	ZIP Code

I attest, under penalty of perjury, that I have assisted in the completion of Section 1 of this form and that to the best of my knowledge the information is true and correct.

Signature of Preparer or Translator			Date (<i>mm/dd/yyyy</i>)	
Last Name (<i>Family Name</i>)		First Name (<i>Given Name</i>)		Middle Initial (<i>if any</i>)
Address (<i>Street Number and Name</i>)		City or Town	State	ZIP Code

I attest, under penalty of perjury, that I have assisted in the completion of Section 1 of this form and that to the best of my knowledge the information is true and correct.

Signature of Preparer or Translator			Date (<i>mm/dd/yyyy</i>)	
Last Name (<i>Family Name</i>)		First Name (<i>Given Name</i>)		Middle Initial (<i>if any</i>)
Address (<i>Street Number and Name</i>)		City or Town	State	ZIP Code

I attest, under penalty of perjury, that I have assisted in the completion of Section 1 of this form and that to the best of my knowledge the information is true and correct.

Signature of Preparer or Translator			Date (<i>mm/dd/yyyy</i>)	
Last Name (<i>Family Name</i>)		First Name (<i>Given Name</i>)		Middle Initial (<i>if any</i>)
Address (<i>Street Number and Name</i>)		City or Town	State	ZIP Code



Supplement B, Reverification and Rehire (formerly Section 3)

Department of Homeland Security
U.S. Citizenship and Immigration Services

USCIS
Form I-9
Supplement B
OMB No. 1615-0047
Expires 07/31/2026

Last Name (<i>Family Name</i>) from Section 1.	First Name (<i>Given Name</i>) from Section 1.	Middle initial (if any) from Section 1.
--	--	---

Instructions: This supplement replaces Section 3 on the previous version of Form I-9. Only use this page if your employee requires reverification, is rehired within three years of the date the original Form I-9 was completed, or provides proof of a legal name change. Enter the employee's name in the fields above. Use a new section for each reverification or rehire. Review the Form I-9 instructions before completing this page. Keep this page as part of the employee's Form I-9 record. Additional guidance can be found in the [Handbook for Employers: Guidance for Completing Form I-9 \(M-274\)](#)

Date of Rehire (<i>if applicable</i>)	New Name (<i>if applicable</i>)		
Date (<i>mm/dd/yyyy</i>)	Last Name (Family Name)	First Name (Given Name)	Middle Initial

Reverification: If the employee requires reverification, your employee can choose to present any acceptable List A or List C documentation to show continued employment authorization. Enter the document information in the spaces below.

Document Title	Document Number (if any)	Expiration Date (if any) (<i>mm/dd/yyyy</i>)
----------------	--------------------------	--

I attest, under penalty of perjury, that to the best of my knowledge, this employee is authorized to work in the United States, and if the employee presented documentation, the documentation I examined appears to be genuine and to relate to the individual who presented it.

Name of Employer or Authorized Representative	Signature of Employer or Authorized Representative	Today's Date (<i>mm/dd/yyyy</i>)
---	--	------------------------------------

Additional Information (Initial and date each notation.)	Check here if you used an alternative procedure authorized by DHS to examine documents.
--	---

Date of Rehire (<i>if applicable</i>)	New Name (<i>if applicable</i>)		
Date (<i>mm/dd/yyyy</i>)	Last Name (Family Name)	First Name (Given Name)	Middle Initial

Reverification: If the employee requires reverification, your employee can choose to present any acceptable List A or List C documentation to show continued employment authorization. Enter the document information in the spaces below.

Document Title	Document Number (if any)	Expiration Date (if any) (<i>mm/dd/yyyy</i>)
----------------	--------------------------	--

I attest, under penalty of perjury, that to the best of my knowledge, this employee is authorized to work in the United States, and if the employee presented documentation, the documentation I examined appears to be genuine and to relate to the individual who presented it.

Name of Employer or Authorized Representative	Signature of Employer or Authorized Representative	Today's Date (<i>mm/dd/yyyy</i>)
---	--	------------------------------------

Additional Information (Initial and date each notation.)	Check here if you used an alternative procedure authorized by DHS to examine documents.
--	---

Date of Rehire (<i>if applicable</i>)	New Name (<i>if applicable</i>)		
Date (<i>mm/dd/yyyy</i>)	Last Name (Family Name)	First Name (Given Name)	Middle Initial

Reverification: If the employee requires reverification, your employee can choose to present any acceptable List A or List C documentation to show continued employment authorization. Enter the document information in the spaces below.

Document Title	Document Number (if any)	Expiration Date (if any) (<i>mm/dd/yyyy</i>)
----------------	--------------------------	--

I attest, under penalty of perjury, that to the best of my knowledge, this employee is authorized to work in the United States, and if the employee presented documentation, the documentation I examined appears to be genuine and to relate to the individual who presented it.

Name of Employer or Authorized Representative	Signature of Employer or Authorized Representative	Today's Date (<i>mm/dd/yyyy</i>)
---	--	------------------------------------

Additional Information (Initial and date each notation.)	Check here if you used an alternative procedure authorized by DHS to examine documents.
--	---



HUMAN RESOURCES

OATH OF ALLEGIANCE

(Required by Government Code)

"I _____, do solemnly swear (or affirm) that I will support and defend the Constitution of the United States and the Constitution of the State of California against all enemies, foreign and domestic; that I will bear true faith and allegiance to the Constitution of the United States and the Constitution of the State of California; that I take this obligation freely, without any mental reservation or purpose of evasion; and that I will well and faithfully discharge the duties upon which I am about to enter."

Signature of Employee

THE OATHS ABOVE SUBSCRIBED AND AFFIRMED TO BEFORE ME ON THIS
_____ DAY OF _____, 20_____.

WITNESS NAME: _____

WITNESS TITLE: _____



HUMAN RESOURCES

LAST PAY WARRANT (Check)

In the event of your death, salary or other monies may be owed to you as an employee of our district. The form below permits immediate release of any warrants (checks) to a person you designate. This can often greatly assist in time of family stress or financial need. Please complete the form and return it to the district Office of Human Resources.

WARRANT RECIPIENT DESIGNATION

(Please Print or Type)

As provided in Section 53245 of the California Government Code in the event of my death, I hereby designate _____ (designee) to receive any and all warrants payable to me.

Name of DESIGNEE: _____ Relationship: _____

Address: _____ City: _____ State: _____ Zip: _____

Telephone: _____

This designation form cancels and replaces any designation previously signed for this purpose and shall remain in effect until cancelled in my writing.

It is understood and agreed that the school district/agency is not obligated to deliver said warrants to the designee unless the designated person claims such warrants from the school district and provides sufficient proof of identity. A person so designated may negotiate the warrant(s) as if the payee.

School District/Agency: _____ Mt. San Antonio College

EMPLOYEE: _____ Date: _____

SIGNATURE: _____

HOW IS THE VACCINE ADMINISTERED?

The vaccination process consists of three separate injections into the upper arm. The injections are administered over a six-month period according to the following schedule:

First dose: On elected date (i.e., September 1);
Second dose: One month later (i.e., October 1);
Third dose: Six months after the first dose (i.e., March 1)

The Mt. San Antonio College District requires that employees opting for the vaccination sign consent form and that those employees who decline to accept the Hepatitis B vaccination sign a declaration statement. Please indicate your intentions by checking the appropriate response below:

- No My assignment does not require occupational exposure to blood or body fluids.
- No I have been vaccinated and/or have had Hepatitis B.
- No I have been informed of the above matter. I do not wish to participate in the Hepatitis B vaccination program.

I understand that due to my exposure to blood or other potentially infectious materials, I may be at risk of acquiring Hepatitis B virus (HBV) infection. I have been given the opportunity to be vaccinated with Hepatitis B vaccine. However, I decline the Hepatitis B vaccination at this time. I understand by declining this vaccine, I continue to be at risk of acquiring Hepatitis B, a serious disease. If in the future I continue to have exposure to blood or other potentially infectious materials and I want to be vaccinated with Hepatitis B vaccine, I understand that the immunization will remain available to me at no cost.

- Yes My job assignment includes contact with blood and body fluids. I wish to participate in the Hepatitis B Vaccination Program including the formal education. Please contact Health Services at (909) 274-4400 to make an appointment.

Signature: _____ Date: _____

Print name: _____

Department: _____

Position: _____

Further questions regarding information contained in this memo may be directed to Health Services at extension 4400.



Mt. San Antonio College

Worker's Compensation Pre-Designation of Personal Physician

If you have health insurance and you are injured on the job, you have the right to be treated immediately by your personal physician (M.D., D.O) or medical group if you notify your employer, in writing, prior to the injury. Per Labor Code Section 4600 to qualify as your pre-designated, personal physician, the physician must agree, in writing, to treat you for a work-related injury, must have previously directed your medical care, and must retain your medical history and records. Your pre-designated physician must be a family practitioner, general practitioner, board certified or board eligible internist, obstetrician-gynecologist or pediatrician. Your "personal physician" may be a medical group if it is a single corporation or partnership composed of licensed doctors or medicine or osteopathy that operates an integrated multi-specialty medical group providing comprehensive medical services predominantly for non-occupational illnesses and injuries.

This is an optional form that can be used to notify your employer of your personal physician. You may choose to use another form as long as you notify your employer, in writing, prior to being injured on the job and provide written verification that your personal physician meets the above requirements and agrees to be pre-designated. Otherwise, you will be treated by one of your employers' designated workers' compensation medical providers.

Employee Name: _____

Employee Address: _____

City: _____ State: _____ Zip Code: _____

I acknowledge receipt of this form and elect not to pre-designate my personal physician at this time. I understand that I will receive medical treatment from my employers' medical provider. I understand that, at any time in the future, I can change my mind and provide written notification of my personal physician. I understand that the written notification must be on file prior to an industrial injury.

If I am injured on the job, I wish to be treated by my personal physician*:

Physician Name / Medical Group: _____ Phone: (____) _____ - _____

Physician / Medical Group Address: _____

City: _____ State: _____ Zip Code: _____

* This is my personal, primary care physician who previously directed my medical care and retains my medical history and records.

Insurance Company, Plan, or Fund providing Health coverage for non-occupational injuries or illnesses.

Employee Signature: _____ Date: ____ / ____ / ____

A Personal Physician must be willing to be pre-designated and treat you for a workers' compensation injury. Your personal physician should complete the remainder of this form and return it to Mt. San Antonio College.

PERSONAL PHYSICIAN ACKNOWLEDGEMENT

Per Labor Code 4600 to qualify you must meet the criteria outlined above. You are not required to sign this form. However, if you or your designated employee does not sign, other documentation of the physicians' agreement to be pre-designated will be required pursuant to Title 8, California Code of Regulations, section 9780.1(a)(3).

Physician's Name / Medical Group: _____

I agree to treat the above-named employee in the event of an industrial accident or injury. I meet the criteria outlined above. I agree to adhere to the Administrative Director's Rules and Regulations, Section 9785, regarding the duties of the employee-designated physician.

_____/_____/_____
Physician or Designated Employee of the Physician or Medical Group Date

PLEASE RETURN TO MT. SAN ANTONIO COLLEGE 1100 N. GRAND AVENUE, WALNUT, CA 91789 or FAX TO 909.274.2994



California School Employee Tuberculosis (TB) Risk Assessment Questionnaire



(for pre-K, K-12 schools and community college employees, volunteers and contractors)

- Use of this questionnaire is required by California Education Code sections 49406 and 87408.6, and Health and Safety Code sections 1597.055 and 121525-121555.^
- The purpose of this tool is to identify **adults** with infectious tuberculosis (TB) to prevent them from spreading disease.
- Do not repeat testing unless there are **new** risk factors since the last negative test.
- Do not treat for latent TB infection (LTBI) until active TB disease has been excluded:
For individuals with signs or symptoms of TB disease or abnormal chest x-ray consistent with TB disease, evaluate for active TB disease with a chest x-ray, symptom screen, and if indicated, sputum AFB smears, cultures and nucleic acid amplification testing. A negative tuberculin skin test (TST) or interferon gamma release assay (IGRA) does not rule out active TB disease.

Name of Person Assessed for TB Risk Factors: _____

Assessment Date: _____

Date of Birth: _____

History of Tuberculosis Disease or Infection (Check appropriate box below)

Yes

- If there is a **documented** history of positive TB test or TB disease, then a symptom review and chest x-ray (if none performed in the previous 6 months) should be performed at initial hire by a physician, physician assistant, or nurse practitioner. If the x-ray does not have evidence of TB, the person is no longer required to submit to a TB risk assessment or repeat chest x-rays.

No (Assess for Risk Factors for Tuberculosis using box below)

TB testing is recommended if **any** of the 3 boxes below are checked

One or more sign(s) or symptom(s) of TB disease

- TB symptoms include prolonged cough, coughing up blood, fever, night sweats, weight loss, or excessive fatigue.

Birth, travel, or residence in a country with an elevated TB rate for at least 1 month

- Includes countries **other than** the United States, Canada, Australia, New Zealand, or Western and North European countries.
- Interferon gamma release assay (IGRA) is preferred over tuberculin skin test (TST) for non-US-born persons.

Close contact to someone with infectious TB disease during lifetime

Treat for LTBI if TB test result is positive and active TB disease is ruled out

^The law requires that a health care provider administer this questionnaire. A health care provider, as defined for this purpose, is any organization, facility, institution or person licensed, certified or otherwise authorized or permitted by state law to deliver or furnish health services. A Certificate of Completion should be completed after screening is completed (page 3).

California School Employee Tuberculosis (TB) Risk Assessment User Guide

(for pre-K, K-12 schools and community college employees, volunteers and contractors)

Background

California law requires that school staff working with children and community college students be free of infectious tuberculosis (TB). These updated laws reflect current federal Centers for Disease Control and Prevention (CDC) recommendations for targeted TB testing. Enacted laws, AB 1667, effective on January 1, 2015, SB 792 on September 1, 2016, and SB 1038 on January 1, 2017, require a TB risk assessment be administered and if risk factors are identified, a TB test and examination be performed by a health care provider to determine that the person is free of infectious tuberculosis. The use of the California School Employee TB Risk Assessment and the Certificate of Completion, developed by the California Department of Public Health (CDPH) and California TB Controllers Association (CTCA) are also required.

AB 1667 impacted the following groups on 1/1/2015:

1. Persons employed by a K-12 school district, or employed under contract, in a certificated or classified position (California Education Code, Section 49406)
2. Persons employed, or employed under contract, by a private or parochial elementary or secondary school, or any nursery school (California Health and Safety Code, Sections 121525 and 121555).
3. Persons providing for the transportation of pupils under authorized contract in public, charter, private or parochial elementary or secondary schools (California Education Code, Section 49406 and California Health and Safety Code, Section 121525).
4. Persons volunteering with frequent or prolonged contact with pupils (California Education Code, Section 49406 and California Health and Safety Code, Section 121545).

SB 792 impacted the following group on 9/1/2016:

Persons employed as a teacher in a child care center (California Health and Safety Code Section 1597.055).

SB 1038 impacted the following group on 1/1/2017:

Persons employed by a community college district in an academic or classified position (California Education Code, Section 87408.6).

Testing for latent TB infection (LTBI)

Because an interferon gamma release assay (IGRA) blood test has increased specificity for TB infection in persons vaccinated with BCG, IGRA is preferred over the tuberculin skin test (TST) in these persons. Most persons born outside the United States have been vaccinated with BCG.

Previous or inactive tuberculosis

Persons with a previous chest radiograph showing findings consistent with previous or inactive TB should be tested for LTBI. In addition to LTBI testing, evaluate for active TB disease.

Negative test for LTBI does not rule out TB disease

It is important to remember that a negative TST or IGRA result does not rule out active TB disease. In fact, a negative TST or IGRA in a person with active TB can be a sign of extensive disease and poor outcome.

Symptoms of TB should trigger evaluation for active TB disease

Persons with any of the following symptoms that are otherwise unexplained should be medically evaluated: cough for more than 2-3 weeks, fevers, night sweats, weight loss, hemoptysis.

Most patients with LTBI should be treated

Because testing of persons at low risk of LTBI should not be done, persons that test positive for LTBI should generally be treated once active TB disease has been ruled out. However, clinicians should not be compelled to treat low risk persons with a positive test for LTBI.

Emphasis on short course for treatment of LTBI

Shorter regimens for treating LTBI have been shown to be more likely to be completed and the 3 month 12-dose regimen has been shown to be as effective as 9 months of isoniazid. Use of these shorter regimens is preferred in most patients. Drug-drug interactions and contact to drug resistant TB are typical reasons these regimens cannot be used.

Repeat risk assessment and testing

If there is a documented history of positive TB test or TB disease, then a symptom review and chest x-ray should be performed at initial hire. Once a person has a documented positive test for TB infection that has been followed by a chest x-ray (CXR) that was determined to be free of infectious TB, the TB risk assessment (and repeat x-rays) is no longer required.

Repeat risk assessments should occur every four years (unless otherwise required) to identify any additional risk factors, and TB testing based on the results of the TB risk assessment. Re-testing should only be done in persons who previously tested negative, and have new risk factors since the last assessment.

Please consult with your local public health department on any other recommendations and mandates that should also be considered.



Certificate of Completion Tuberculosis Risk Assessment and/or Examination

To satisfy **job-related requirements** in the California Education Code, Sections 49406 and 87408.6 and the California Health and Safety Code, Sections 1597.055, 121525, 121545 and 121555.

First and Last Name of the person assessed and/or examined:

Date of assessment and/or examination: _____ mo./_____ day/_____ yr.

Date of Birth: _____ mo./_____ day/_____ yr.

The above named patient has submitted to a tuberculosis risk assessment. The patient does not have risk factors, or if tuberculosis risk factors were identified, the patient has been examined and determined to be free of infectious tuberculosis.

X _____

Signature of Health Care Provider completing the risk assessment and/or examination

Please print, place label or stamp with Health Care Provider Name and Address (include Number, Street, City, State, and Zip Code):



California School Employee Tuberculosis Risk Assessment Frequently Asked Questions



California law requires that school staff working with children and community college students be free of infectious tuberculosis (TB). These updated laws reflect current recommendations for targeted TB testing from the federal Centers for Disease Control and Prevention (CDC), the California Department of Public Health (CDPH), the California Conference of Local Health Officers and the California Tuberculosis Controllers Association (CTCA).

What specifically did [AB 1667](#) change on January 1, 2015?

1. Replaces the mandated TB examination on initial employment with a TB risk assessment, and TB testing based on the results of the TB risk assessment, for the following groups:
 - a. Persons initially employed by a school district, or employed under contract, in a certificated or classified position (California Education Code, Section 49406)
 - b. Persons initially employed, or employed under contract, by a private or parochial elementary or secondary school or any nursery school (California Health and Safety Code, Sections 121525 and 121555)
 - c. Persons providing for the transportation of pupils under authorized contract (California Health and Safety Code, Section 121525)
2. Replaces the mandated TB examination at least once each four years of school employees who have no identified TB risk factors or who test negative for TB infection with a TB risk assessment, and TB testing based on the TB risk assessment responses. (California Education Code, Section 49406 and California Health and Safety Code, Section 121525)
3. Replaces mandated TB examination (within the last four years) of volunteers with "frequent or prolonged contact with pupils" in private or parochial elementary or secondary schools, or nursery schools (California Health and Safety Code, Section 121545) with a TB risk assessment administered on initial volunteer assignment, and TB testing based on the results of the TB risk assessment.
4. For school district volunteers with "frequent or prolonged contact with pupils," mandates a TB risk assessment administered on initial volunteer assignment and TB testing based on the results of the TB risk assessment. (California Education Code, Section 49406)

What specifically did [SB 792](#) change on September 1, 2016?

California Health and Safety Code, Section 1597.055 requires that persons hired as a teacher in a child care center must provide evidence of a current certificate that indicates freedom from infectious TB as set forth in California Health Safety Code, Section 121525.

What specifically does [SB 1038](#) change on January 1, 2017?

California Education Code, Section 87408.6 requires persons employed by a community college in an academic or classified position to submit to a TB risk assessment developed by CDPH and CTCA and, if risk factors are present, an examination to determine that he or she is free of infectious TB; initially upon hire and every four years thereafter.



California School Employee Tuberculosis Risk Assessment Frequently Asked Questions



Who developed the school staff and volunteer TB risk assessment?

The California Department of Public Health (CDPH) and the California Tuberculosis Controllers Association (CTCA) jointly developed the TB risk assessment. The risk assessment was adapted from a form developed by Minnesota Department of Health TB Prevention and Control Program and the Centers for Disease Control and Prevention.

Who may administer the TB risk assessment?

Per California Education and Health and Safety Codes, the TB risk assessment is to be administered by a health care provider. The risk assessment should be administered face-to-face. The practice of allowing employees or volunteers to self-assess is discouraged.

What is a "health care provider"?

A "health care provider" means any organization, facility, institution or person licensed, certified or otherwise authorized or permitted by state law to deliver or furnish health services.

If someone is a new employee and has a TB test that was negative, would he/she need to also complete a TB risk assessment?

Check with your employer about what is needed at the time of hire.

If someone transfers from one K-12 school or school district to another school or school district, would he/she need to also complete a TB risk assessment?

Not if that person can produce a certificate that shows he or she was found to be free of infectious tuberculosis within 60 days of initial hire, or the school previously employing the person verifies that the person has a certificate on file showing that the person is free from infectious tuberculosis.

If someone does not want to submit to a TB risk assessment, can he/she get a TB test instead? Yes, a TB test, and an examination if necessary, may be completed instead of submitting to a TB risk assessment.

If someone has a positive TB test, can he/she start working before the chest x-ray is completed? No, the x-ray must be completed and the person determined to be free of infectious TB prior to starting work.

If someone has a positive TB test, does he/she need to submit to a chest x-ray every four (4) years? No, once a person has a documented positive TB test followed by an x-ray, repeat x-rays are no longer required every four years. If an employee or volunteer becomes symptomatic for TB, then he/she should promptly seek care from his/her health care provider.



California School Employee Tuberculosis Risk Assessment Frequently Asked Questions



What screening is required for someone who has a history of a positive TB test or TB disease at hire?

If there is a documented history of positive TB test or TB disease, then a symptom review and chest x-ray (if none performed in previous 6 months) should be performed at initial hire by a physician, physician assistant, or nurse practitioner. Once a person has a documented positive test for TB infection that has been followed by an x-ray that was determined to be free of infectious TB, the TB risk assessment (and repeat x-rays) is no longer required. If an employee or volunteer becomes symptomatic for TB, then he/she should seek care from his/her health care provider.

For volunteers, what constitutes “frequent or prolonged contact with pupils”?

Examples of what may be considered “frequent or prolonged contact with pupils” include, but are not limited to, regularly-scheduled classroom volunteering and field trips where cumulative face-to-face time with students exceeds 8 hours.

Who may sign the Certificate of Completion?

- If the patient has no TB risk factors then the health care provider completing the TB risk assessment may sign the Certificate of Completion.
- If a TB test is performed and the result is negative, then the licensed health care provider interpreting the TB test may sign the Certificate.
- If a TB test is positive and an examination is performed, only a physician, physician assistant, or nurse practitioner may sign the Certificate.

What does “determined to be free of infectious tuberculosis” mean on the Certificate of Completion?

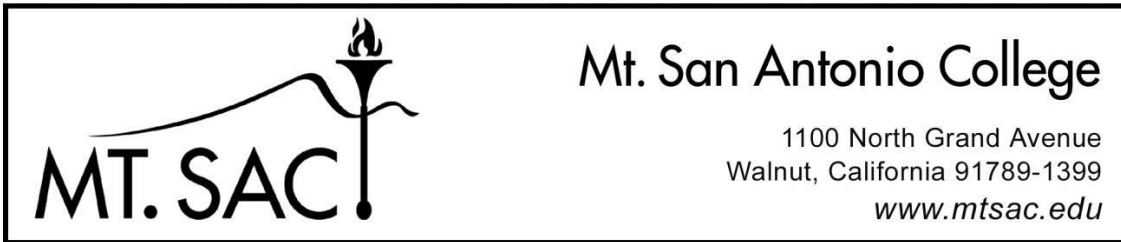
“Determined to be free of infectious TB” means that a physician, physician assistant, or nurse practitioner has completed the TB examination and provided any necessary treatment so that the person is not contagious and cannot pass the TB bacteria to others. The TB examination for active TB disease includes a chest x-ray, symptom assessment, and if indicated, sputum collection for acid-fast bacilli (AFB) smears cultures and nucleic acid amplification testing.

What if I have TB screening or treatment questions?

Consult the federal Centers for Disease Control and Prevention’s *Latent Tuberculosis Infection: A Guide for Primary Health Care Providers* (2013) (<http://www.cdc.gov/tb/publications/LTBI/default.htm>). If you have specific TB screening or treatment questions, please contact your local TB control program (<http://www.ctca.org/locations.html>).

Who may I contact to get further information or to download the TB risk assessment?

- California Tuberculosis Controllers’ Association
<https://www.ctca.org/providers/>
- California Department of Public Health, Tuberculosis Control Branch: (510) 620-3000
<https://www.cdph.ca.gov/Programs/CID/DCDC/Pages/TBCB.aspx>
- California School Nurses Organization: (916) 448-5752 or email csno@csno.org
<http://www.csno.org/>



TO: MT. SAC ADJUNCT FACULTY
FROM: PAYROLL DEPARTMENT
SUBJECT: ADJUNCT FACULTY RETIREMENT PLANS

Adjunct faculty have the option of two retirement plans: CalSTRS or the 457(b) Social Security Alternative Plan (SSAP). Adjunct faculty do not have the option to contribute to social security.

California State Teachers' Retirement System (CalSTRS or STRS) is a defined benefit program (pension plan) that can provide a lifetime monthly pension check if the member meets all eligibility requirements at retirement. The retirement benefit is based on a formula, not based on the accumulated contributions.

Mandatory CalSTRS Enrollment

If you are a member of CalSTRS from another public school, college or university, you will automatically be enrolled with CalSTRS.

Permissive Election Enrollment

All new adjunct faculty are provided a Permissive Membership form to elect or decline. If you elect membership, you must notify the HR or Payroll departments at other districts that you have become a CalSTRS member. If you decline, you will automatically be enrolled in the district's SSAP for your retirement plan. Adjunct faculty elect membership into CalSTRS at any time while employed at a district. See HR for the form.

The district's 457(b) Social Security Alternative Plan (SSAP) is the default retirement plan for employees NOT participating in the district's pension plans. Currently, the district's SSAP is a 457(b) plan with our third party administrator, National Benefits Services. The retirement benefit is the accumulated contributions in the participant's account plus accrued interest. Participants may withdraw or rollover their 457(b) funds upon separation with our district.

ALL ADJUNCT FACULTY MEMBERS MUST COMPLETE THE CALSTRS PERMISSIVE ELECTION ES 350 FORM TO ELECT OR DECLINE MEMBERSHIP INTO CALSTRS. PLEASE RETURN FORM(S) WITH YOUR ADJUNCT HIRING PAPERWORK.

Mt. SAC ADJUNCT RETIREMENT PLANS



Applicable to adjunct faculty who permissively elect to join CalSTRS or adjunct faculty who are current CalSTRS members.

CalSTRS provides a defined benefit plan (pension plan) eligible members can receive a **lifetime retirement benefit** determined by a set formula:

service credit x age factor x final compensation = RETIREMENT BENEFIT
--

- Must have 5 years of service credit to receive retirement benefit
- Must meet CalSTRS minimum retirement age
- CalSTRS members do NOT pay into Social Security
- Adjunct faculty may permissively elect to join CalSTRS at ANY time
- CalSTRS members must contribute to their CalSTRS account for all CalSTRS positions performing creditable service with other employers

CalSTRS Benefit Structure*	2% @ 60 Performed creditable service before 1/1/13	2% @ 62 Performed creditable service on or after 1/1/13
Minimum Retirement Age	Age 55 Or Age 50 w/ 30 yrs of Service Credit	Age 55
Member Contribution	10.25%**	10.205%**
*A member's benefit structure is based on when they initially performed creditable service (i.e. teaching), even if they did not elect to be a member at that time.		
**Contribution rates for 2019-2020. Contribution rates are established by statute.		

- CalSTRS members will receive an annual statement of their CalSTRS account
- CalSTRS members can create their myCalSTRS account online to track their contributions and service credit accrual
- Member Benefit Education videos:
www.calstrs.com/member-benefit-education

CalSTRS
Phone: 800-228-5453
www.calstrs.com/

457(b) Social Security Alternative Plan

Applicable to adjunct faculty who do NOT participate in CalSTRS.

The District must provide an alternative social security plan for those not participating in the defined benefit plan.

- **National Benefit Services** is the district's third-party administrator for the 457(b) Social Security Alternative Plan
- Participants do NOT pay into Social Security
- Participants contribute 4.5% of earnings; Employers contribute 3% in to employee's 457(b) account

	Employee Contribution	Employer Contribution
Social Security Alternative Plan	4.5%	3%*
*Employer's contribution is deposited into employee's 457(b) account for a total of 7.5%.		

- Participants will receive a quarterly statement from National Benefit Services
- Participants may withdraw 100% of the account balance *after* separation with the district

National Benefit Services
Phone: 1.800.274.0503
www.nbsbenefits.com/403b

NOTE: Information on this page is subject to change per the retirement laws, retirement systems or plans without notice.

For questions or information about retirement, please contact Retirement Specialist, JenMay Anol, at janol@mtsac.edu or 909.274.5767.

PERMISSIVE ELECTION FORM

INSTRUCTIONS and SAMPLE

ALL ADJUNCT MUST COMPLETE A CALSTRS PERMISSIVE MEMBERSHIP FORM.

1. Employee completes Section 1, 2 and 3 (pages 1 and 2).
2. A selection must be marked for ELECT membership or DECLINE membership.
3. If electing to join CalSTRS:
 - LEAVE THE MEMBERSHIP DATE FIELD BLANK. Payroll will determine the membership date based on information found in various systems.
 - Review and complete the SSA 1945 form: Statement Concerning Your Employment in a Job Not Covered by Social Security
4. SIGN and DATE the form on Page 2 .The signature date helps determine the membership date if necessary.
5. If the member needs to make a correction to their election, it's best that they COMPLETE A NEW FORM to avoid any confusion.

Permissive Membership
ES 0350 REV 03/20

PAGE 1

[For CalSTRS' Official Use Only]

California State Teachers' Retirement System
P.O. Box 15275, MS 17
Sacramento, CA 95851-0275
800-228-5453
CalSTRS.com

PERMISSIVE MEMBERSHIP ELECTION AND/OR ACKNOWLEDGEMENT OF RECEIPT OF CALSTRS DEFINED BENEFIT PROGRAM MEMBERSHIP INFORMATION

This form is used to permissively elect membership in the CalSTRS Defined Benefit Program and/or to acknowledge receipt of information provided by an employer about the right to elect membership in the CalSTRS Defined Benefit Program. Please read all instructions before completing the form.

Section 1: Employee Information (to be completed by employee)

Provide either your CalSTRS Client ID or Social Security number.

CLIENT ID SOCIAL SECURITY NUMBER

LAST NAME

FIRST NAME MI

ADDRESS (number, street, apt or suite no.)

CITY STATE ZIP CODE DATE OF BIRTH (MM/DD/YYYY)

EMAIL ADDRESS TELEPHONE

Section 2: Employee Election (to be completed by employee)

Check One:


I elect membership in the CalSTRS Defined Benefit Program as of MEMBERSHIP DATE (MM/DD/YYYY)**

LEAVE MEMBERSHIP DATE BLANK

I understand this election applies to all future creditable service performed for any current or future employer unless another election is made as allowed by law. I understand my membership is irrevocable and may only be cancelled by terminating all employment to perform creditable service and receiving a refund of my accumulated retirement contributions from the CalSTRS Defined Benefit Program.

**Membership Date may be no earlier than the date of the election, the date of the election made, or the first day of employment, whichever is the most beneficial, valid membership date.

I decline membership in the CalSTRS Defined Benefit Program. I understand that I can elect membership in the program while I am employed to perform creditable service.



ES0350

PAGE 2

Client ID: OR SSN:

Section 3: Required Signature (to be completed by employee)

I certify that I have received information from my employer concerning the CalSTRS Defined Benefit Program and understand the criteria for membership in the program.

I understand it is a crime to fail to disclose a material fact or to make any knowingly false material statement, including a false statement regarding my marital status, for the purpose of using it, or allowing it to be used, to obtain, receive, continue, increase, deny or reduce any benefit administered by CalSTRS and it may result in penalties, including restitution, of up to one year in jail and/or a fine of up to \$5,000 (Education Code section 22010). It may also result in any document containing such false representation being voided. I certify under penalty of perjury under the laws of the State of California that the foregoing is true and correct. I understand that perjury is punishable by imprisonment for up to four years (Penal Code section 126).

EMPLOYEE SIGNATURE DATE (MM/DD/YYYY)

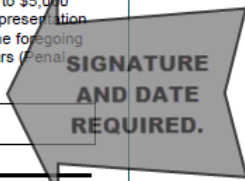
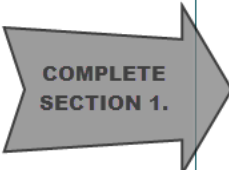
Section 4: Employee Position Information (to be completed by employer)

POSITION TITLE POSITION HIRE DATE

Section 5: Employer Information and Certification (to be completed by employer)

Required Signature

I certify that the above-named employee was provided information about their right to elect membership in the CalSTRS Defined Benefit Program and, if electing membership, is eligible to elect membership in the CalSTRS Defined Benefit Program as of the membership date provided.



Permissive Membership
ES 0350 REV 03/20

[For CalSTRS' Official Use Only]



California State Teachers' Retirement System
P.O. Box 15275, MS 17
Sacramento, CA 95851-0275
800-228-5453
CalSTRS.com

**PERMISSIVE MEMBERSHIP ELECTION AND/OR ACKNOWLEDGEMENT OF RECEIPT
OF CALSTRS DEFINED BENEFIT PROGRAM MEMBERSHIP INFORMATION**

This form is used to permissively elect membership in the CalSTRS Defined Benefit Program and/or to acknowledge receipt of information provided by an employer about the right to elect membership in the CalSTRS Defined Benefit Program. Please read all instructions before completing the form.

Section 1: Employee Information (to be completed by employee)

Provide either your CalSTRS Client ID or Social Security number.

CLIENT ID [] SOCIAL SECURITY NUMBER []

LAST NAME []

FIRST NAME [] MI []

ADDRESS (number, street, apt or suite no.) []

CITY [] STATE [] ZIP CODE [] DATE OF BIRTH (MM/DD/YYYY) []

EMAIL ADDRESS [] TELEPHONE []

Section 2: Employee Election (to be completed by employee)

Check One:

- I elect membership in the CalSTRS Defined Benefit Program as of: _____
MEMBERSHIP DATE (MM/DD/YYYY)**

I understand this election applies to all future creditable service performed for any current or future employer unless another election is made as allowed by law. I understand my membership is irrevocable and may only be cancelled by terminating all employment to perform creditable service and receiving a refund of my accumulated retirement contributions from the CalSTRS Defined Benefit Program.

**Membership Date may be no earlier than the first day of the pay period in which the election is made, or the first day of employment, whichever is later. Please work with your employer to select the most beneficial, valid membership date.

- I decline membership in the CalSTRS Defined Benefit Program at this time
I understand that I can elect membership in the CalSTRS Defined Benefit Program at any time while I am employed to perform creditable service.



Section 3: Required Signature (to be completed by employee)

I certify that I have received information from my employer concerning the CalSTRS Defined Benefit Program and understand the criteria for membership in the program.

I understand it is a crime to fail to disclose a material fact or to make any knowingly false material statement, including a false statement regarding my marital status, for the purpose of using it, or allowing it to be used, to obtain, receive, continue, increase, deny or reduce any benefit administered by CalSTRS and it may result in penalties, including restitution, of up to one year in jail and/or a fine of up to \$5,000 (Education Code section 22010). It may also result in any document containing such false representation being voided. I certify under penalty of perjury under the laws of the State of California that the foregoing is true and correct. I understand that perjury is punishable by imprisonment for up to four years (Penal Code section 126).

EMPLOYEE SIGNATURE	DATE (MM/DD/YYYY)
--------------------	-------------------

Section 4: Employee Position Information (to be completed by employer)

POSITION TITLE	POSITION HIRE DATE
----------------	--------------------

Section 5: Employer Information and Certification (to be completed by employer) Required Signature

I certify that the above-named employee was provided information about their right to elect membership in the CalSTRS Defined Benefit Program and, if electing membership, is eligible to elect membership in the CalSTRS Defined Benefit Program as of the membership date provided.

I understand it is a crime to fail to disclose a material fact or to make any knowingly false material statement for the purpose of using it, or allowing it to be used, to obtain, receive, continue, increase, deny or reduce any benefit administered by CalSTRS and it may result in penalties, including restitution, of up to one year in jail and/or a fine of up to \$5,000 (Education Code section 22010). It may also result in any document containing such false representation being voided. I certify under penalty of perjury under the laws of the State of California that the foregoing is true and correct. I understand that perjury is punishable by imprisonment for up to four years (Penal Code section 126).

EMPLOYER OFFICIAL'S SIGNATURE	DATE (MM/DD/YYYY)
EMPLOYER NAME Mt. San Antonio College	COUNTY AND DISTRICT CODE 19 630
EMPLOYER OFFICIAL'S NAME AND TITLE	

Statement Concerning Your Employment in a Job Not Covered by Social Security

Employee Name _____ **Employee ID#** _____
Employer Name Mt. San Antonio College **Employer ID#** 19-630

Your earnings from this job are not covered under Social Security. When you retire, or if you become disabled, you may receive a pension based on earnings from this job. If you do, and you are also entitled to a benefit from Social Security based on either your own work or the work of your husband or wife, or former husband or wife, your pension may affect the amount of the Social Security benefit you receive. Your Medicare benefits, however, will not be affected. Under the Social Security law, there are two ways your Social Security benefit amount may be affected.

Windfall Elimination Provision

Under the Windfall Elimination Provision, your Social Security retirement or disability benefit is figured using a modified formula when you are also entitled to a pension from a job where you did not pay Social Security tax. As a result, you will receive a lower Social Security benefit than if you were not entitled to a pension from this job. For example, if you are age 62 in 2013, the maximum monthly reduction in your Social Security benefit as a result of this provision is \$395.50. This amount is updated annually. This provision reduces, but does not totally eliminate, your Social Security benefit. For additional information, please refer to Social Security Publication, "Windfall Elimination Provision."

Government Pension Offset Provision

Under the Government Pension Offset Provision, any Social Security spouse or widow(er) benefit to which you become entitled will be offset if you also receive a Federal, State or local government pension based on work where you did not pay Social Security tax. The offset reduces the amount of your Social Security spouse or widow(er) benefit by two-thirds of the amount of your pension.

For example, if you get a monthly pension of \$600 based on earnings that are not covered under Social Security, two-thirds of that amount, \$400, is used to offset your Social Security spouse or widow(er) benefit. If you are eligible for a \$500 widow(er) benefit, you will receive \$100 per month from Social Security (\$500 - \$400=\$100). Even if your pension is high enough to totally offset your spouse or widow(er) Social Security benefit, you are still eligible for Medicare at age 65. For additional information, please refer to Social Security Publication, "Government Pension Offset."

For More Information

Social Security publications and additional information, including information about exceptions to each provision, are available at www.socialsecurity.gov. You may also call toll free 1-800-772-1213, or for the deaf or hard of hearing call the TTY number 1-800-325-0778, or contact your local Social Security office.

I certify that I have received Form SSA-1945 that contains information about the possible effects of the Windfall Elimination Provision and the Government Pension Offset Provision on my potential future Social Security Benefits.

Signature of Employee _____ **Date** _____

Information about Social Security Form SSA-1945 Statement Concerning Your Employment in a Job Not Covered by Social Security

New legislation [Section 419(c) of Public Law 108-203, the Social Security Protection Act of 2004] requires State and local government employers to provide a statement to employees hired January 1, 2005 or later in a job not covered under Social Security. The statement explains how a pension from that job could affect future Social Security benefits to which they may become entitled.

Form SSA-1945, **Statement Concerning Your Employment in a Job Not Covered by Social Security**, is the document that employers should use to meet the requirements of the law. The SSA-1945 explains the potential effects of two provisions in the Social Security law for workers who also receive a pension based on their work in a job not covered by Social Security. The Windfall Elimination Provision can affect the amount of a worker's Social Security retirement or disability benefit. The Government Pension Offset Provision can affect a Social Security benefit received as a spouse, surviving spouse, or an ex-spouse.

Employers must:

- Give the statement to the employee prior to the start of employment;
- Get the employee's signature on the form; and
- Submit a copy of the signed form to the pension paying agency.

Social Security will not be setting any additional guidelines for the use of this form.

Copies of the SSA-1945 are available online at the Social Security website, www.socialsecurity.gov/online/ssa-1945.pdf. Paper copies can be requested by email at ofsm.oswm.rqct.orders@ssa.gov or by fax at 410-965-2037. The request must include the name, complete address and telephone number of the employer. Forms will not be sent to a post office box. Also, if appropriate, include the name of the person to whom the forms are to be delivered. The forms are available in packages of 25. Please refer to Inventory Control Number (ICN) 276950 when ordering.

Direct Deposit Authorization

Step 1

Check the Appropriate Box

<input type="checkbox"/> Employee	<input type="checkbox"/> Vendor	<input type="checkbox"/> Student (Financial Aid)
-----------------------------------	---------------------------------	--

Check the Appropriate Box

<input type="checkbox"/> New Request	<input type="checkbox"/> Changed Information	<input type="checkbox"/> Cancel Direct Deposit
--------------------------------------	--	--

Step 2

Employee/Student/Vendor Information

Last Name or Vendor Name		First Name		Middle Initial	
Employee/Student/Vendor I.D. Number (Required)	A	E-mail Address			
Address					
City		State		Zip Code	
Country		Daytime Telephone Number			

Authorization

1. I authorize Mt. San Antonio College to direct deposit funds to my account in the financial institution as indicated in Step 3 below. If funds to which I am **not** entitled are deposited in my account, I authorize the College to initiate a correcting (debit) entry. I understand that the authorization may be rejected or discontinued by the College at any time. If any of the above information changes, I will promptly complete a new authorization agreement. If the direct deposit is not stopped before closing an account, funds payable to me will be returned to the College for distribution. This will delay my payment.
2. This authorization remains in effect until the College receives written notification of change or cancellation from you or your financial institution OR 18 months has elapsed since the date you were last paid by the College.
3. The College reserves the right to recall or adjust any deposits improperly created and deposited to my account.
4. I will hold the College harmless for any liability to pay charges for insufficient fund transactions that result from failure within the Automated Clearing House network to correctly and timely deposit monies into my account.

Disclosure Statement

The first time a Payroll payment is processed it must go through a "pre-note" or "test run" to our bank. Therefore, your first payment after requesting direct deposit may be a check. The pre-note allows our bank the opportunity to notify us if there is a problem with the banking information that we entered. The pre-note period must occur with Accounts Payable/Student Accounts checks as well. If the pre-note does not occur on the Accounts Payable system before the processing of a check, then the first payment processed from Accounts Payable may be a check as well with all subsequent payments being directly deposited.

As the account holder, I authorize, by signing below, credits to be made to my bank account listed here

ACCOUNT HOLDER SIGNATURE:	DATE:
----------------------------------	--------------

Step 3

You must verify that your bank is a member of an Automated Clearing House (ACH). Failure to do so could delay the processing of your payment. You must attach a voided check or have your bank complete the bank information and the account holder must sign below.

↓	Staple voided check here (DO NOT attach a deposit slip) OR Have bank representative complete here	↓		
Staple Here	TO BE COMPLETED BY YOUR BANK			
	NAME OF YOUR BANK:			
	ACCOUNT HOLDER NAME(S):			
	<input type="checkbox"/> CHECKING <input type="checkbox"/> SAVINGS	ACCOUNT NUMBER:		ROUTING NUMBER:
	BANK REPRESENTATIVE NAME:			
	BANK REPRESENTATIVE SIGNATURE:		DATE:	

Your Advocate. Your Partner. Your CTA.

Thank you for choosing a career in education. While it's personally rewarding, it's also professionally demanding. That's why NEA, CTA and your local association will provide you the support you need to be great at what you do. Being a member connects you with other educators. Together, we've been the most powerful voice for students and public education in California since 1863. And together, we still are. **We do this by:**

- Negotiating fair salaries, health care and other benefits
- Improving learning and working conditions
- Leading student-centered educational improvements
- Enhancing and defending your professional rights
- Supporting your professional practice with conferences, workshops, grants and scholarships
- Providing cost-saving benefits designed just for educators

PERSONAL INFORMATION

CTA Membership ID or Previous Employer/School District _____

First Name _____ MI _____

Last Name _____

Last 4 of SSN _____

Home Address _____ Apt _____

City _____

State _____ Zip _____

Land Line _____

Cell Phone* _____
* See next page for information

Home Email _____

MEMBERSHIP INFORMATION

Local Association _____

Current Employer/School District _____

Hire Date _____ Primary Employer? Yes No

If no, list employer _____

Job Title _____

Building/Work Site _____

FACULTY ASSIGNMENT INFORMATION

- Category 1 Full-Time
- Category 4 Part-Time or Hourly

FOR OFFICE USE ONLY
ANNUAL DUES AMOUNTS

NEA: _____

CTA/CCA: _____

LEA: _____

NEA FUND: _____

TOTAL \$ _____

NEA FUND DEDUCTION AUTHORIZATION (Optional)

I agree to contribute \$_____ annually to the NEA Fund. The NEA Fund for Children and Public Education (NEA Fund) collects voluntary contributions from Association members and uses these contributions for political purposes, including, but not limited to, making contributions to and expenditures on behalf of friends of public education who are candidates for federal office. ** See reverse for more information.

CTA/ABC & INDEPENDENT EXPENDITURES ALLOCATION (Optional)

Designated portions of CTA dues are allocated to the Association for Better Citizenship (CTA/ABC) and to Independent Expenditures (IE) through which CTA provides financial support for education-related issues (CTA/ABC) and CTA-endorsed bipartisan candidates for local and state offices (CTA/ABC and IE).

- Please indicate if you choose not to allocate a portion of your dues to the CTA/ABC and the IE account and want all your dues to remain in the general fund.

CTA VOLUNTARY CONTRIBUTION

All CTA dues include a \$20 voluntary contribution per year to help fund CTA advocacy efforts and fund the CTA Foundation for Teaching and Learning, which provides scholarships to members and supports teacher-led efforts to improve public schools. To opt out of the voluntary contribution, complete a Voluntary Contribution Change Form. Forms are available at www.cta.org/contribution, from your local membership contact or via email at membership@cta.org.

MEMBERSHIP, DUES PAYMENT AND DUES DEDUCTION AUTHORIZATION

YES, I want to join with my fellow employees and be a committed member of the Local Association, the California Teachers Association (CTA), and the National Education Association (NEA). I hereby request and voluntarily accept membership in these associations and agree to abide by the Constitution and Bylaws of all three associations, as they may be amended from time to time. I support the Local Association in its role as my exclusive representative in collective bargaining over wages, hours, and other terms and conditions of employment.

I hereby (1) agree to pay annual dues uniformly required for membership in the Local, CTA, and NEA; and (2) request and authorize my Employer to deduct from my pay in each pay period, and transmit to CTA or its designated agent, a pro rata portion of the annual dues required for membership in the Local, CTA, and NEA, unless I pay dues by check. I fully understand that the dues required for membership in the three associations are subject to periodic change by the associations' governing bodies and authorize dues payment on a continuing basis, and regardless of my membership status, unless my obligation to do so ends under one of the circumstances below. This agreement to pay dues continues from year to year, regardless of my membership status, unless: I revoke it by sending written notice via U.S. mail to CTA Member Services, P.O. Box 4178, Burlingame, CA 94011, not less than thirty (30) days and not more than sixty (60) days before the annual anniversary date of this agreement; my employment with the Employer ends; or as otherwise required by law.

I understand that this agreement is voluntary and is not a condition of employment and that I have the legal right not to sign this agreement.

Member Signature _____ Date _____



DEMOGRAPHIC INFORMATION *(Optional)*

Ethnicity	<input type="checkbox"/> African American	<input type="checkbox"/> Hispanic	Gender	<input type="checkbox"/> Female	Birthdate _____	
	<input type="checkbox"/> American Indian/ Alaska Native	<input type="checkbox"/> Multi-Ethnic		<input type="checkbox"/> Male	(mm/dd/yyyy)	
	<input type="checkbox"/> Asian	<input type="checkbox"/> Native Hawaiian/ Pacific Islander		<input type="checkbox"/> Non-Binary	Social Media Used:	
	<input type="checkbox"/> Caucasian	<input type="checkbox"/> Other			<input type="checkbox"/> Instagram	<input type="checkbox"/> Pinterest
		<input type="checkbox"/> Unknown			<input type="checkbox"/> Facebook	<input type="checkbox"/> Twitter

HOW CAN WE BEST SUPPORT YOU? *(Optional)*

1. What year did you begin working in higher education?
 (YYYY)
2. I am:
 - Already a member
 - Joining the Association today
 - Interested in receiving more information about membership
3. Our Association provides resources and support to members to ensure student success. What areas of support would be most useful to help you and your students succeed?
 - Social and racial justice
 - Effective pedagogy
 - Community engagement
 - Fully funded colleges and universities
 - Education policy - *policy that impacts your college/ university at the local, state or national level*
 - Political advocacy - *advocate for policies that ensure all students get the opportunities that they deserve*
4. Our Association advocates for conditions that retain high-quality educators for every student. Which of these are you interested in learning about?
 - Salary
 - Educator Rights & Responsibilities
 - Health Care Benefits
 - Pensions and Retirement Security
 - Student Debt and/or Finances
 - Stretching Your Paycheck
 - Working Conditions

MORE INFORMATION

*By providing my phone number, I understand that the NEA and its affiliates including CTA, the Local, NEA Member Benefits, and NEA360 may use automated calling technologies and/or text message me on my cellular phone on a periodic basis. NEA and its affiliates will never charge for text message alerts. Carrier message and data rates may apply to such alerts. Text STOP in response to an NEA, CTA or Local text message to stop receiving the association's messages.

**Only U.S. citizens or lawful permanent residents may contribute to the NEA Fund. Contributions to the NEA Fund are voluntary; making a contribution is neither a condition of employment nor membership in the Association, and members have the right to refuse to contribute without suffering any reprisal. Although the NEA Fund requests an annual contribution of \$50, this is only a suggestion. A member may contribute more or less than the suggested amount, or may contribute nothing at all, without it affecting his or her membership status, rights or benefits in NEA or any of its affiliates. Contributions to the NEA Fund are not deductible as charitable contributions for federal income tax purposes. Federal law requires political committees to report the name, mailing address, occupation, and name of employer for each individual whose contributions aggregate in excess of \$200 in a calendar year.



New Health Insurance Marketplace Coverage

Options and Your Health Coverage

Form Approved

OMB No. 1210-0149
expires 5-31-2020

PART A: General Information

When key parts of the health care law take effect in 2014, there will be a new way to buy health insurance: the Health Insurance Marketplace. To assist you as you evaluate options for you and your family, this notice provides some basic information about the new Marketplace and employment-based health coverage offered by your employer.

What is the Health Insurance Marketplace?

The Marketplace is designed to help you find health insurance that meets your needs and fits your budget. The Marketplace offers "one-stop shopping" to find and compare private health insurance options. You may also be eligible for a new kind of tax credit that lowers your monthly premium right away. Open enrollment for health insurance coverage through the Marketplace begins in October 2013 for coverage starting as early as January 1, 2014.

Can I Save Money on my Health Insurance Premiums in the Marketplace?

You may qualify to save money and lower your monthly premium, but only if your employer does not offer coverage, or offers coverage that does not meet certain standards. The savings on your premium that you're eligible for depends on your household income.

Does Employer Health Coverage Affect Eligibility for Premium Savings through the Marketplace?

Yes. If you have an offer of health coverage from your employer that meets certain standards, you will not be eligible for a tax credit through the Marketplace and may wish to enroll in your employer's health plan. However, you may be eligible for a tax credit that lowers your monthly premium, or a reduction in certain cost-sharing if your employer does not offer coverage to you at all or does not offer coverage that meets certain standards. If the cost of a plan from your employer that would cover you (and not any other members of your family) is more than 9.5% of your household income for the year, or if the coverage your employer provides does not meet the "minimum value" standard set by the Affordable Care Act, you may be eligible for a tax credit.¹

Note: If you purchase a health plan through the Marketplace instead of accepting health coverage offered by your employer, then you may lose the employer contribution (if any) to the employer-offered coverage. Also, this employer contribution -as well as your employee contribution to employer-offered coverage- is often excluded from income for Federal and State income tax purposes. Your payments for coverage through the Marketplace are made on an after-tax basis.

How Can I Get More Information?

For more information about your coverage offered by your employer, please check your summary plan description or contact Melissa Aguirre (909) 274-5419 or Norma Vizcarra (909) 274-5872

The Marketplace can help you evaluate your coverage options, including your eligibility for coverage through the Marketplace and its cost. Please visit HealthCare.gov for more information, including an online application for health insurance coverage and contact information for a Health Insurance Marketplace in your area.

¹ An employer-sponsored health plan meets the "minimum value standard" if the plan's share of the total allowed benefit costs covered by the plan is no less than 60 percent of such costs.

PART B: Information About Health Coverage Offered by Your Employer

This section contains information about any health coverage offered by your employer. If you decide to complete an application for coverage in the Marketplace, you will be asked to provide this information. This information is numbered to correspond to the Marketplace application.

3. Employer name Mt. San Antonio Community College District		4. Employer Identification Number (EIN) 95-600-21-31	
5. Employer address 1100 N. Grand Ave.		6. Employer phone number (909) 274-7500	
7. City Walnut		8. State CA	9. ZIP code 91789
10. Who can we contact about employee health coverage at this job? Melissa Aguirre (909) 274-5419 or Norma Vizcarra (909) 274-5872			
11. Phone number (if different from above) N/A		12. Email address maguirre@mtsac.edu; nvizcarra4@mtsac.edu	

Here is some basic information about health coverage offered by this employer:

- As your employer, we offer a health plan to:

All employees. Eligible employees are:

Some employees. Eligible employees are:

Permanent full-time and permanent part-time employees working a 50% or greater position.

Adjunct Faculty must have worked four consecutive semesters, Fall or Spring, and must maintain three(3) LHE's (Lecture Hours Equivalent) for credit adjunct faculties and six (6) hours of instruction per week for non-credit adjunct faculties to qualify for health coverage.

- With respect to dependents:

We do offer coverage. Eligible dependents are:

Current spouse/domestic partner; natural, adopted, step or registered domestic partner's children up to age 26. Disabled children of any age if enrolled prior to age 26 and children up to age 26 for whom the subscriber has assumed a parent-child relationship and is considered the primary parent.

We do not offer coverage.

If checked, this coverage meets the minimum value standard, and the cost of this coverage to you is intended to be affordable, based on employee wages.

** Even if your employer intends your coverage to be affordable, you may still be eligible for a premium discount through the Marketplace. The Marketplace will use your household income, along with other factors, to determine whether you may be eligible for a premium discount. If, for example, your wages vary from week to week (perhaps you are an hourly employee or you work on a commission basis), if you are newly employed mid-year, or if you have other income losses, you may still qualify for a premium discount.

If you decide to shop for coverage in the Marketplace, [HealthCare.gov](https://www.healthcare.gov) will guide you through the process. Here's the employer information you'll enter when you visit [HealthCare.gov](https://www.healthcare.gov) to find out if you can get a tax credit to lower your monthly premiums.

The information below corresponds to the Marketplace Employer Coverage To I. Completing this section is optional for employers, but will help ensure employees understand their coverage choices.

13. Is the employee currently eligible for coverage offered by this employer, or will the employee be eligible in the next 3 months?

Yes (Continue)

13a. If the employee is not eligible today, including as a result of a waiting or probationary period, when is the employee eligible for coverage? _____ (mm/dd/yyyy) (Continue)

No (STOP and return this form to employee)

14. Does the employer offer a health plan that meets the minimum value standard*?

Yes (Go to question 15) No (STOP and return form to employee)

15. For the lowest-cost plan that meets the minimum value standard* offered only to the employee (don't include family plans): If the employer has wellness programs, provide the premium that the employee would pay if he/ she the maximum discount for any tobacco cessation programs, and didn't receive any other discounts based on wellness programs.

. How much would the employee have to pay in _____ for this plan? \$ _____

. How often? Weekly Every 2 weeks Twice a month Monthly Quarterly Yearly

If the plan year will end soon and you know that the health plans offered will change, go to question 16. If you don't know, STOP and return form to employee.

16. What change will the employer make for the new plan year? _____

Employer won't offer health coverage

Employer will start offering health coverage to employees or change the premium for the lowest-cost plan available only to the employee that meets the minimum value standard.* (Premium should reflect the discount for wellness programs. See question 15.)

a. How much would the employee have to pay in premiums for this plan? \$ _____

b. How often? Weekly Every 2 weeks Twice a month Monthly Quarterly Yearly

* An employer-sponsored health plan meets the "minimum value standard" if the plan's share of the total allowed benefit costs covered by the plan is no less than 60 percent of such costs (Section 36 (c)(2)(C)(ii) of the Internal Revenue Code f 19 6)