



ADOPTED BUDGET

2023 - 2024



MT. SAN ANTONIO COLLEGE
2023-24 Adopted Plan and Budget

TABLE OF CONTENTS

	<u>Page</u>
President’s Message	1
2023-24 Adopted Budget Overview	5
Mission, Vision, and Core Values	9
Total FTES History	11
Full-Time Equivalent Students (FTES) History - Chart.....	12
Summary of Regular Positions Included in the 2023-24 Adopted Budget	13
2022-23 Analysis of Adopted Budget to Actuals.....	14
2022-23 Adopted Budget Versus 2022-23 Actuals - Changes to the Fund Balance.....	15
2023-24 Adopted Budget Assumptions	
Ongoing Revenue Budget Assumptions	17
Ongoing Expenditure Budget Assumptions	18
One-Time Revenue and Expenditure Budget Assumptions.....	19
Revenue-Generated Accounts Budget Assumptions	20
2023-24 Unrestricted General Fund Budget - Chart.....	21
Budget and Actuals Comparison History - Unrestricted General Fund.....	23
Comparisons of 2022-23 Expenditure Budget and Actuals, and 2023-24 Budget - Unrestricted General Fund - Chart	30
Actual Revenues, Expenditures, and Fund Balance (Reserve) History	
Unrestricted General Fund - Chart.....	31
Summary of Fund Balances - All Funds	32
2023-24 Interfund Transfers.....	35
Total Computational Revenue (TCR).....	36
2021-22 Student Centered Funding Formula	37
2022-23 Student Centered Funding Formula	38

	<u>Page</u>
2023-24 Student Centered Funding Formula	39
2023-24 New Positions and Reclassifications for Classified and Management... ..	40
2023-24 Immediate Needs Requests - Ongoing	46
2023-24 Increase in Supplies Budgets	48
2022-23 Purchases in Progress	57
2022-23 Carryover Budgets to 2023-24.....	59
New Resources Allocation Requests, Phase 1 - 14	61
New Resources Allocation Request, Phase 15	82
2023-24 Immediate Needs Requests/Budget Increases - One-Time	85
Positions Funded with One-Time Funds - Unrestricted General Fund.....	87
Revenue-Generated Accounts - Carryover Budgets from 2022-23.....	89
2023-24 New Positions Funded with Restricted Funds	
Human Resources, Instruction, School of Continuing Education, and Student Services....	103
2023-24 Adopted Budget by Org Number (Fund 11 and 13 Combined)	105
Unrestricted General Fund (Fund 11 and 13 Combined) Revenues	114
Unrestricted General Fund (Fund 11 and 13 Combined) Expenditures.....	115
Unrestricted General Fund - 11 Revenues	116
Unrestricted General Fund - 11 Expenditures	119
Unrestricted General Fund - Revenue-Generated - 13 Revenues.....	121
Unrestricted General Fund - Revenue-Generated - 13 Expenditures.....	125
Restricted General Fund - 17 Revenues	127
Restricted General Fund - 17 Expenditures.....	132
Child Development Fund - 33.....	134
Farm Operations Fund - 34	137
Health Services Fund - 39.....	139
Bond Construction Series 2021E Fund - 40	141
Capital Outlay Projects Fund - 41	143
Bond Construction Series 2021C Fund - 42	146
Capital Outlay Projects/Redevelopment Fund - 43.....	148

Page

2010 Bond Anticipation Notes (BAN) Construction Fund - 44.....	150
Bond Construction Series 2013A Fund - 45	152
Bond Construction Series 2015C Fund - 46	154
2017 Bond Anticipation Notes (BAN) Construction Fund - 47.....	156
2019 Bond Anticipation Notes (BAN) Construction Fund - 48.....	158
Bond Construction Series 2019A Fund - 49	160
Associated Student Trust Fund - 71.....	162
Student Representation Fee Trust Fund - 72	164
Student Financial Aid Trust Fund - 74.....	166
Scholarship and Loan Trust Fund - 75.....	169
Other Trust Funds - 79	171

MT. SAN ANTONIO COLLEGE

2023-24 Adopted Budget

President's Message

On July 10, Governor Gavin Newsom signed the 2023-24 enacted budget, a \$310 billion state budget, which is less than a one percent increase over the 2022-23 enacted budget of \$308 billion. After two years of unprecedented General Fund revenue growth, California faces a revenue downturn due to the declining stock market, persistent high inflation, rise in interest rates, and job losses in high-wage sectors. The budget includes general fund spending of \$226 billion, a decline of more than three percent compared to the enacted budget of 2022-23. The enacted budget uses several mechanisms to close the shortfall, including funding delays and reductions from 2021-22 and 2022-23 budgets, internal fund shifts, and internal borrowing. Through these mechanisms, prudent planning, and budget resilience built into previous budgets, the State protected investments in education, health care, climate, public safety, and social programs essential to millions of Californians.

The Proposition 98 guarantee for 2023-24 is estimated at \$108.3 billion, resulting in a decrease of \$2.3 compared to 2021-22. For California Community Colleges, the budget continues to be shaped by multiyear frameworks with the University of California (UC) and the California State University (CSU) introduced in 2022-23 and the Roadmap for the California Community Colleges. The roadmap continues to be focused on student equity, student success, and the system's ability to prepare students for California's future. The budget includes a net increase of \$309 million in ongoing and one-time funds for community colleges. These changes consist of the following:

Student-Centered Funding Formula (SCFF):

- \$678.0 million in ongoing funds for an 8.22% COLA increase in SCFF rates;
- \$26.4 million increase in ongoing funds for 0.5% Enrollment Growth; and
- \$28.1 million increase for technical adjustments.

Ongoing Funding:

- \$102.3 million to provide 8.22% COLA to Adult Education Block Grant, EOPS, DSPS, CARE, CalWORKs, Next Up, Basic Needs, MESA, Mental Health Services, Mandated Costs Block Grant, Rapid Rehousing, La Puente, Veterans Resources Center, Umoja, and Child Care Tax Bailout.

One-time Funding:

- \$50.0 million to support student retention and enrollment;
- \$14.0 Workforce Training grants;
- \$10.0 million for LGBTQ+ Pilot program;
- \$5.7 million for Physical Plant and Instructional Support; and

- \$4.2 million for Equal Employment Opportunity program.

Reductions:

- \$50.0 million decrease in Student Success Completion Grant for Enrollment
- \$55.4 million decrease in 2022-23 retention and enrollment strategies; and
- \$500.0 million decrease in 2022-23 Deferred Maintenance.

Categorical Program Flexibilities:

Because of the reduction of the Deferred Maintenance funds, the State budget provides flexibility in spending among the remaining one-time funds for retention and enrollment strategies, the COVID-19 Block grant, and the Deferred Maintenance and Instructional Equipment grant.

Mt. SAC Budget

Once again, we are fortunate to end the fiscal year with a strong fund balance (reserves) due to the fiscal prudence of the College. Mt. SAC's history of prudent fund balances and efficient use of resources has allowed the College to serve its students and community at a high level while allowing careful consideration of budget plans for 2023-24 and beyond. The College's financial position to continue recovery is strong, enabling us to effectively manage the 2023-24 allocation from the State budget. Mt. SAC began a multiyear strategy in 2021-22 consisting of maintaining capacity for enrollment and support, continuing return and recovery efforts, controlling spending, strategically using one-time funds, and maintaining prudent reserves. During 2022-23, the College utilized one-time funds obtained from the SCFF Emergency Conditions Allowance in stabilizing the Unrestricted General Fund.

Mt. SAC ended the fiscal year with a \$7,279,580 operating deficit and a \$53,115,911 fund balance for the 2022-23 fiscal year. The deficit is primarily due to adjusting the Cash in County to Fair Market Value by \$8,031,483 as of June 30, 2023. Due to market conditions as of June 30, 2023, the market value of the pooled funds at the County were 95.17% of the cost value. This is a point-in-time calculation and adjustment mandated by GASB No. 31 Accounting and Financial Reporting for Certain Investments and External Investments Pools and GASB No. 72 Fair Value Measurement. The adjustment will be reversed on July 1, 2023, and a one-time revenue budget of \$8,031,483 is included in the fiscal year 2023-24 budget. When comparing the budget to actuals for the fiscal year 2022-23, the College had a negative variance of \$951,998. This variance is mainly due to the Cash in County to Fair Market Value adjustment and the 2022-23 Apportionment statewide deficit of 0.96 percent as of June 30, 2023.

For the 2023-24 year, Emergency Conditions can no longer be requested. These funds have provided one-time FTES revenue funding at pre-pandemic levels from 2019-20 to 2022-23. This allowed the College to maintain the same level of FTES funding in the Student-Centered Funding Formula (SCFF) for four consecutive years. Emergency Conditions funding was only applicable to the FTES portion of the SCFF. The Supplemental and Success allocations were calculated on actual counts of the previous fiscal year. For the 2023-24, all SCFF metrics (Base allocation, Supplemental allocation, and Student Success Allocation) must be earned and calculated on actual counts and applying the rates of SCFF established regulations.

The funding rates of the SCFF metrics have been adjusted to include an 8.22% COLA. This has resulted in a SCFF revenue increase of \$21,433,043 for the fiscal year 2023-24. The budget does not include a deficit, nor does it include enrollment growth. As mentioned above, the budget is no longer built on emergency conditions allowance for the fiscal year 2023-24. The budget provided funding increases for staffing, operating expenses, instructional capacity, and investments for an equitable and inclusive recovery.

The Budget also includes \$679,474 in ongoing health and welfare increases and a \$9,298,192 salary schedule adjustment to cover the equivalent of a 6.56% salary schedule adjustment.

State funding increases to the SCFF also provide revenue, and there are still substantial increases in state pension costs and operating expenses on the horizon. Mt. SAC has been preparing to hedge against future obligations by establishing the Section 115 Mt. San Antonio College STRS/PERS irrevocable governmental trust and has investments of more than \$12.6 million for employer's pension obligations. The College withdrew \$879,140 to help level CalPERS increases. The College continues to have solid plans to cover our OPEB Trust outstanding obligation and made an investment of \$2.5 million into the trust in the 2022-23 fiscal year. The College will make another investment of \$2.5 million in the 2023-24 fiscal year. The OPEB Trust has \$100.8 million in investments as of June 30, 2023.

The 2023-24 budget includes Unrestricted General Fund ongoing revenues of \$279,850,530 and Unrestricted General Fund ongoing expenditures estimated at \$268,264,518. This leaves a projected budget surplus of \$11,586,012. The 2023-24 expenditures do not reflect expenditures resulting from negotiations that are currently in progress.

This budget includes a total reserve of not less than 10% of total unrestricted general fund expenditures and a total ending fund balance of at least 18.5% of the total unrestricted general fund expenditures mandated by Board Policy. The 2023-24 proposed budget focuses on having excellent detail and transparency, which will assist in developing a meaningful and productive dialogue among all constituencies and will serve Mt. SAC well as we search for solutions to help manage the budget.

Looking Forward

The State Budget reflects that even with the economic picture trending down, the State recognizes the importance of our work by continuing to invest in the California Community College System. This does not mean the State budget did not provide challenges. It reduced one-time funds for Physical Plant and Instructional Support that was allocated for 2022-23. This represents a takeback of almost \$12.7 million for Mt. SAC that year. Additionally, this will be the first year since the pandemic began that we can no longer request one-time funding to support FTES losses under Emergency Conditions. The Emergency Conditions funds have allowed Mt. SAC not to feel the economic impact of funding losses due to reduced enrollment.

Mt. SAC's history of prudent fund balances and efficient use of resources has allowed the College to serve its students and community at a high level while allowing careful consideration of budget plans for 2023-24 and beyond. The College's financial position to continue recovery is strong, enabling us to effectively manage the 2023-24 allocation from the State budget.

As a College, Mt. SAC begins the year by continuing its multiyear strategy that started in 2021-22 to support return and recovery efforts, using one-time and ongoing funds. So far, these efforts have led to a full restoration of FTES in the School of Continuing Education and a strong

jump in credit FTES in classes offered by Instruction over the Fall of 2022. The impressive dedication and action by all areas to provide quality instruction and support to our students are exceptional and are reflected in these gains. We are still trending below our pre-pandemic numbers, but fall enrollment will be a good predictor for the remainder of the year. As we go through this year, we should develop a good understanding of where we are trending and what our true funding level will be as one-time emergency conditions fade out. There will be a focused effort on aligning ongoing revenue with ongoing expense using multiyear projections to inform planning as State funding protections go away.

As always, our efforts are focused on supporting the College's Mission, Vision, and Core Values, maintaining a focus on being student-centered, and providing a supporting, safe, and inclusive environment that celebrates diversity. I want to express my tremendous gratitude to all of you for the work that you all do every day to support our students, both in and out of the classroom. It is only by working together that we can continue making progress. I am honored to serve you and alongside you!

Martha Garcia, Ed.D.
President/CEO
(she/her/ella)
Mt. San Antonio College

MT. SAN ANTONIO COLLEGE

2023-24 Adopted Budget Overview

Title 5 of the California Code of Regulations requires that community college districts use budgets to monitor expenditures as part of sound fiscal management. The budget is also a management tool used to document and monitor the fiscal plan for the College. Prior to the end of the fiscal year, each California community college is required to prepare and submit a tentative budget for the Board of Trustees' approval. The College brought the tentative budget to the Board of Trustees for approval in June.

Ending Fund Balance

The College ended the fiscal year with a \$7,279,580 deficit and a \$53,115,911 fund balance for the 2022-23 fiscal year. The deficit is primarily due to adjusting the Cash in County to Fair Market Value by \$8,031,483 as of June 30, 2023. Due to market conditions as of June 30, 2023, the market value of the pooled funds at the County were 95.17% of the cost value. This is a point-in-time calculation and adjustment mandated by GASB No. 31 Accounting and Financial Reporting for Certain Investments and External Investments Pools and GASB No. 72 Fair Value Measurement. The adjustment will be reversed on July 1, 2023, and a one-time revenue budget of \$8,031,483 is included in the fiscal year 2023-24 budget. When comparing the budget to actuals for the fiscal year 2022-23, the College had a negative variance of \$951,998. This variance is mainly due to the Cash in County to Fair Market Value adjustment and the 2022-23 Apportionment statewide deficit of 0.96 percent as of June 30, 2023.

Revenues

The College receives revenue from a variety of sources. Each source may dictate the basis upon which the revenue is allocated or earned, how it may be spent, and the continuing availability of the revenue.

State revenue available to community colleges is dictated by Constitutional Amendments and enabling legislation. Proposition 98 provides specific procedures to determine a minimum guarantee for annual K-14 funding. The original legislation, enacted in 1988-89, specifying a split between K-12 and community colleges, allocating approximately 11% to community colleges, has been suspended since 1992-93, with community colleges receiving less than the statutory 11%. When the amount of funding, which would normally flow through to the community colleges, is short (for whatever reason, but primarily due to a property tax or enrollment fee shortfall), the College funding is "deficited." Contrary to what one might expect in the opposite circumstance when there is a "surplus," colleges are not allowed to keep the additional property tax or enrollment fee revenues.

Based on legal requirements and State projections of total revenues available in the coming year, the Legislature and the Governor ultimately determine an amount to be provided for community colleges. Projecting a college's revenue based on statewide allocations involves many dynamic factors and complications. Of significance is the concept of "prior period adjustments," whereby a college does not know for certain what its revenue was for the prior fiscal year until February of the subsequent fiscal year. In the First Period Apportionment Report (P-1), normally received in February, corrections made to the prior year may also modify the current year's base revenue. What eventually happens depends upon not just on Mt. SAC's enrollment, success metrics,

supplemental metrics, and State funds budgeted for community colleges but also on the actual enrollment, success metrics, and supplemental metrics of all California community colleges.

Mt. SAC's primary source of revenue comes from a combination of property taxes, enrollment fees, State apportionment, and the Education Protection Account (EPA), which equals Mt. SAC's total available revenue. Districts' state aid is reduced by one dollar for each dollar received from the EPA, local property taxes, and enrollment fees. The EPA was created in November 2012 by Proposition 30 and has been amended with Proposition 55 in November 2016. Proposition 55 extends the temporary personal income tax increases enacted in 2012 for 12 years or until December 2030.

In 2023-24, colleges may receive growth funding based on the growth formula mandated by SB 860. The primary factors of this growth formula are 1) The number of people within a district's boundaries who do not have a college degree and 2) The number of people who are unemployed, have limited English skills, who are in poverty, or who exhibit other signs of being disadvantaged, as determined by the Chancellor's Office, within a community college district's boundaries.

Apportionment revenues are calculated based on the Student-Centered Funding Formula (SCFF), effective since the fiscal year 2018-19. This formula includes performance measures to ensure community colleges are funded based on how well students are progressing. The SCFF provides funding by supporting student access through enrollment, student equity by serving low-income students, and student success by providing districts with additional resources when students reach specified levels of achievement/outcomes. Districts receive additional funding when higher-needs students reach these achievements.

The SCFF formula has three components: the Base allocation, the Supplemental allocation, and the Student Success allocation.

The first component is the Base allocation measured by the enrollment in the form of FTE (Full-time equivalent) counts. This allocation primarily includes average counts of credit FTES of the current budget year, prior year, and prior-prior year. The average counts of these FTES are funded at an SCFF established rate, adjusted by cost of leaving each year. The Base allocation also includes a basic allocation, noncredit, CDCP (Enhanced Noncredit Career Development and College Preparation), Incarcerated Credit, and Special Admit Credit FTES. The current year counts of these FTES are funded at rates established in the previous SB 361 community college funding formula, adjusted by cost of living each year. The basic allocation is funded based on the number of colleges and comprehensive centers a District may have.

The second component is the Supplemental allocation measured by counts of low-income students or students receiving Pell grants, College Promise grants, and counts of AB540 students. The prior year counts of each of these metrics are funded at the same SCFF established rate, adjusted by COLA each year.

The third component is the Student Success allocation, measured by counts of outcomes in the form of the number of students earning associate degrees and credit certificates, the number of students transferring to four-year colleges and universities, the number of students who complete transfer-level math and English within their first year, the number of students who complete nine or more career education units, and the number of students who have attained the regional living wage. Districts earn premiums for the achievements of low-income students. Only the highest award (Associate degrees, Bachelor degrees, and credit certificates) earned

in the same year, if the student was enrolled in the District that year, applies toward the counts. A student who transfers to a four-year university is included if the student completed 12 or more units in the District in the year prior to the transfer. Each metric is funded at SCFF established rates, adjusted by COLA each year. These rates have different weights or values. The counts used for funding is the average count of three years, starting with the prior year and going back two more years.

The established rates are set by statute. The 2019-20 budget recalculated the funding rates, allocating 70 percent of the SCFF funds to the Base Allocation, 20 percent to the Supplemental Allocation, and 10 percent to the Student Success Allocation. Beginning with the fiscal year 2020-21, these rates have been adjusted by cost of living each year. In the fiscal year 2022-23, the rates were adjusted by a statewide increase to the Base of \$400 million and a \$200 million Basic Allocation statewide increase. The distribution of funds across the three allocations is determined by the increases or decreases in the student counts.

The College's 2023-24 SCFF revenues include a projected increase of \$21,433,043, calculated for each component: the Base allocation, the Supplemental allocation, and the Student Success allocation. This increase is due to the increases in the 8.22 percent Cost-of-Living Adjustment (COLA) rates. Emergency Conditions Allowance protecting FTES is not offered for the 2023-24 fiscal year. The revenues do not include Enrollment Growth because the College does not budget until the Growth is earned.

Other increases and decreases to ongoing revenues consist of an increase of \$1,200,000 in interest due to the rise in interest rates, a net decrease of \$111,000 in Nonresident Tuition, an increase of \$236,509 in Lottery revenues because of increases in rates, an increase in Part-time Faculty Compensation of \$76,533, an increase of Part-time Faculty Health Insurance of \$107,865 that added to the previous year budget results in a total budget of \$458,500, and an increase of \$333,770 in Miscellaneous Revenues primarily in Mandated Cost and Parking Fines. The total ongoing revenues for the Unrestricted General Fund increased by \$22,127,580 from the 2022-23 fiscal year.

Expenditures

The most notable ongoing expenditure increases are comprised of a \$2,172,500 in annual step-and-column salary progression along with the associated employer-paid contributions, a \$679,474 Health and Welfare increase due to changes in rates and tiers primarily to cover family plans, a \$9,298,192 increase in salaries of 6.56% net of the 2% compensation adjustment budgeted in 2022-23 for all employee groups, a \$787,685 increase in CalPERS employer contributions, a \$760,463 decrease in State Unemployment Insurance (SUI) employer contributions, a \$1,408,302 in New Positions and Reclassifications for Classified and Management, a \$566,672 in New Resources Allocation Requests Phase 14, a \$221,744 in Immediate Needs Requests, a \$406,080 increase in Supply Budgets, and a \$2,000,000 increase in Rate Driven mainly due to increase in utilities. The total ongoing expenditures for the Unrestricted General Fund increased by \$14,471,809 from the 2022-23 fiscal year.

Ongoing Budget Surplus

The total ongoing Unrestricted General Fund revenues of \$279,850,530 and ongoing expenditures estimated at \$268,264,518 result in an ongoing budgeted surplus of \$11,586,012.

One-Time Revenues

The one-time revenues include an \$8,031,483 increase for the reversal of the previous year's Cash in County loss that will be recorded as a revenue increase on July 1, 2023, as previously explained.

One-Time Expenditures

The proposed budget includes a total of \$8,685,557 in one-time expenditures. The one-time expenditures primarily include carryovers, New Resources Allocations, Immediate Need Requests, Positions Funded with One-time Funds, Pilot Program for Adjunct Faculty Office Hours, Auxiliary Services Unfunded Liability, Computer Replacement Program, and Projection of Unexpended Budgets. The one-time expenditures budget also includes \$3,000,000 to fund Retirees Health Premiums, which the Board of Trustees approved on June 28, 2023.

Revenue-Generated Accounts

The Revenue-Generated accounts include funds designated for College Programs in the Unrestricted General Fund and ended with a balance of \$16,101,933 for the 2022-23 fiscal year. A portion of this fund balance, along with the 2023-24 estimated revenues of \$2,150,642, is the source of funding for the budgeted expenditures totaling \$4,282,443. This will leave an estimated fund balance of \$13,970,132 for the 2023-24 fiscal year.



Mission ▪ Vision ▪ Core Values

OUR MISSION

The mission of Mt. San Antonio College is to support and empower all students in achieving their educational goals in an environment of academic excellence. Specifically, the College is committed to providing quality education, services, and workforce training, empowering students to attain success in an ever-evolving diverse, sustainable, global society. The College pledges to serve students so they may achieve their full educational potential for lifelong learning, for attaining certificates and associate and bachelor's degrees, for employment, and for the completion of career and transfer pathways. The College will carry out this commitment by providing an engaging and supportive teaching and learning environment for students of diverse origins, experiences, needs, abilities, and goals. The College is dedicated to serving our community through improving economic achievement; advancing civic engagement and environmental responsibility; enhancing personal and social well-being; developing information and technological literacy, communication, and critical thinking; and enriching aesthetic and cultural experiences.

OUR VISION

Mt. San Antonio College strives to be a fully student-centered and welcoming campus that provides our diverse community an educational experience which is anti-racist, integrated, connected, and technologically advanced with unique and distinguished programs in an expansive and sustainable environment. We will devote energy, thoughtfulness, and passion to provide leadership in community college teaching, programs, and services. We will provide quality educational programs and support services by advancing student achievement and equity within a climate of integrity and respect through our core values. We will consistently exceed the expectations of our students, our staff, and our community.

OUR CORE VALUES

Integrity: We treat each other honestly, ethically, and respectfully in an atmosphere of trust.

Equity and Diversity: We value diversity in all aspects of the human condition. We pursue equity by empowering each person to achieve their success.

Community Building: We collaborate in responsible partnerships through open communication, caring, and a cooperative spirit.

Student Focus: We address the basic human and academic development needs of students and the community both in our planning and in our actions.

Social Justice: We serve the whole person by choosing restorative justice over discipline, offering wellness and behavioral support instead of exclusion, and actively creating an atmosphere of safety and support.

Anti-racism: We are actively and unapologetically anti-racist in all aspects of our work.

Lifelong Learning: We promote the continuing pursuit of high educational goals through equal access to excellence in both teaching and support services.



Mission ▪ Vision ▪ Core Values

OUR CORE VALUES

Positive Spirit: We work harmoniously, show empathy, and take pride in our work.

Effective Stewardship: We maintain and improve the institution and environment by efficiently using resources of time, talent, facilities, and funds.

Sustainability: We value environmentally conscious practices and prioritize the planning and implementation of activities that improve the environment.

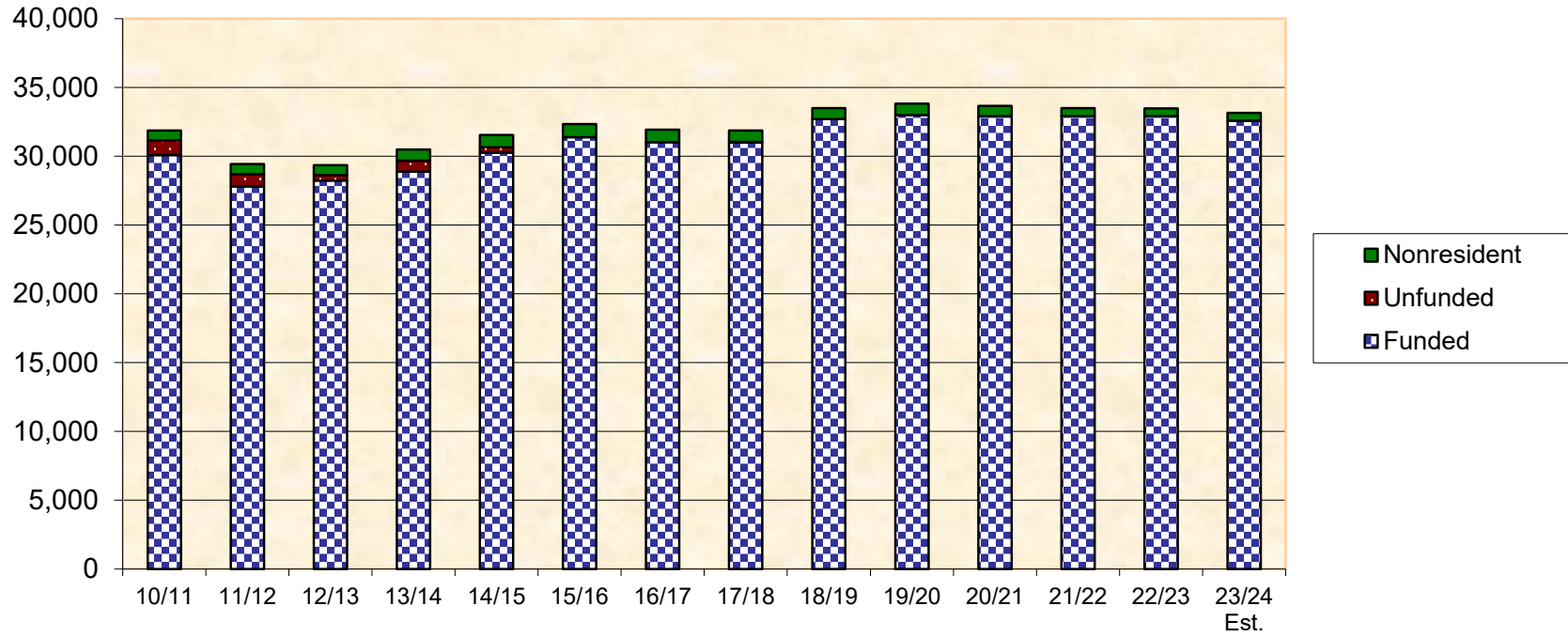
Approved by the Board of Trustees on September 14, 2022

**MT. SAN ANTONIO COLLEGE
TOTAL FTES HISTORY**

<u>FISCAL YEAR</u>	<u>FTES FUNDED BASE</u>	<u>ACTUAL FTES</u>	<u>% FTES CHANGE FROM PRIOR YR ACTUAL</u>	<u>FUNDED FTES</u>	<u>% of FTES INCREASE FUNDED</u>	<u>UNFUNDED FTES</u>	<u>PERCENT UNFUNDED</u>
1999-00	20,673	22,699	3.64%	22,404	8.37%	295	1.30%
2000-01	22,404	23,459	3.35%	23,198	3.54%	261	1.11%
2001-02	23,198	25,986	10.77%	23,558	1.55%	2,428	9.34%
2002-03	23,558	25,503	-1.86%	24,030	2.00%	1,473	5.78%
2003-04	23,788	24,149	-5.31%	24,036	1.04%	113	0.47%
2004-05	24,036	26,371	9.20%	26,371	9.71%	-	0.00%
2005-06	26,371	28,278	7.23%	28,278	7.23%	-	0.00%
2006-07	28,278	29,886	5.69%	29,886	5.69%	-	0.00%
2007-08	29,886	31,934	6.853%	30,243	1.19%	1,691	5.30%
2008-09	30,243	32,685	2.35%	30,585	1.13%	2,100	6.42%
2009-10	29,488	31,048	-5.01%	29,334	0.00%	1,714	5.52%
2010-11	29,334	31,151	0.33%	30,084	2.56%	1,067	3.43%
2011-12	27,784	28,701	-7.86%	27,803	0.07%	898	3.13%
2012-13	27,803	28,650	-0.18%	28,231	1.54%	419	1.46%
2013-14	28,231	29,682	3.60%	28,876	2.28%	806	2.72%
2014-15	28,876	30,654	3.27%	30,269	4.82%	385	1.26%
2015-16	30,269	31,385	2.38%	31,385	3.69%	-	0.00%
2016-17	31,385	31,018	-1.17%	31,018	0.00%	-	0.00%
2017-18	31,018	32,720	5.49%	32,704	0.00%	16	0.05%
2018-19	32,704	32,694	-0.08%	32,694	0.00%	-	0.00%
2019-20	32,992 (1)	32,633	-0.19%	32,992 (1)	0.00%	-	0.00%
2020-21	32,912 (1)	31,082	-4.75%	32,912 (1)	0.00%	-	0.00%
2021-22	32,912 (1)	29,278	0.00%	32,912 (1)	0.00%	-	0.00%
2022-23	32,912 (1)	30,410	0.00%	32,912 (1)	0.00%	-	0.00%
2023-24 Est	32,583	30,410	0.00%	-	0.00%	-	0.00%

(1) FTEs under Emergency Conditions Allowance

FULL-TIME EQUIVALENT STUDENTS (FTES) HISTORY: Funded, "Unfunded", and Nonresident



MT. SAN ANTONIO COLLEGE

**SUMMARY OF REGULAR POSITIONS
INCLUDED IN THE 2023-24 ADOPTED BUDGET**

EMPLOYEE GROUP	2022-23	2022-23	2023-24	2023-24	DIFFERENCE	
	POSITIONS BUDGETED	TOTAL FTE	POSITIONS BUDGETED	TOTAL FTE	POSITIONS BUDGETED	TOTAL FTE
MANAGEMENT	159	159.000	160	160.000	1	1.000
FACULTY	462	462.000	463	463.000	1	1.000
CONFIDENTIAL	15	15.000	17	17.000	2	2.000
CLASSIFIED - UNIT A						
100% FTE	527	527.000	554	554.000		
LESS THAN 100% FTE	117	59.395	112	56.402		
UNIT A TOTAL	644	586.395	666	610.402	22	24.007
CLASSIFIED - UNIT B						
100% FTE	115	115.000	120	120.000		
LESS THAN 100% FTE	5	2.375	5	2.375		
UNIT B TOTAL	120	117.375	125	122.375	5	5.000
TOTAL	1,400	1,339.770	1,431	1,372.777	31	33.007

MT. SAN ANTONIO COLLEGE

**2022-23 ANALYSIS OF ADOPTED BUDGET TO ACTUALS
UNRESTRICTED GENERAL FUND**

DESCRIPTION	ADOPTED BUDGET 2022-23	ACTUAL INC/EXP 2022-23	VARIANCE INC/EXP 2022-23
<u>REVENUE</u>			
810000 FEDERAL REVENUE	\$ 140,000	\$ 160,114	\$ 20,114
860000 STATE REVENUE	181,232,897	178,978,976	(2,253,921)
880000 LOCAL REVENUE	83,882,028	89,830,560	5,948,532
890000 OTHER FINANCING SOURCES	335,149	367,400	32,251
TOTAL REVENUE	<u>\$ 265,590,074</u>	<u>\$ 269,337,050</u>	<u>\$ 3,746,976</u>
<u>EXPENDITURES</u>			
100000 ACADEMIC SALARIES	\$ 104,733,310	\$ 111,760,049	\$ (7,026,739)
200000 CLASSIFIED SALARIES AND OTHER NON-ACADEMIC SALARIES	57,636,468	61,753,553	(4,117,085)
300000 EMPLOYEE BENEFITS	65,197,668	72,892,814	(7,695,146)
400000 SUPPLIES AND MATERIALS	3,124,735	2,979,531	145,204
500000 OTHER OPERATING EXPENSES AND SERVICES	37,362,863	23,279,864	14,082,999
600000 CAPITAL OUTLAY	3,368,730	1,646,184	1,722,546
700000 OTHER OUTGO	493,882	2,304,635	(1,810,753)
TOTAL EXPENDITURES	<u>\$ 271,917,656</u>	<u>\$ 276,616,630</u>	<u>\$ (4,698,974)</u>
2022-23 ENDING BALANCE	<u>\$ (6,327,582)</u>	<u>\$ (7,279,580)</u>	<u>\$ (951,998)</u>

**UNRESTRICTED GENERAL FUND
CHANGES TO THE FUND BALANCE
2022-23 ADOPTED BUDGET VERSUS 2022-23 ACTUALS
(As of June 30, 2023)**

	Changes to the Fund Balance	
UNRESTRICTED GENERAL FUND		
2022-23 ADOPTED BUDGET - FUND BALANCE - AT 19.88%	\$ 54,067,909	
Plus: 2022-23 Unbudgeted Revenues		
2019-20 SCFF - Statewide Deficit - Recovered	674,740	A
2022-23 SCFF - Adjustment per P1 (Mainly Supplemental and Student Success)	(1,149,140)	B
2022-23 SCFF - Statewide Deficit 0.96%	(2,286,217)	C
Lottery Current Year/Prior Year	1,320,010	D
Interest	2,330,000	E
Investment Income at Fair Market Value	(7,796,340)	F
Nonresident Tuition International	(180,670)	G
Nonresident Tuition Out-of-State	68,370	G
Part-time Faculty Compensation/Health/Office Hours (PY Adjustment)	243,397	G
Miscellaneous Revenue	196,013	H
Revenue Generated Accounts, College Restricted	2,147,617	I
Changes in 2022-23 Revenues	(4,432,220)	
Plus: 2022-23 Unexpended Line Item Budgets		
Full-time Salaries due to vacancies (Includes NRAs)	3,886,962	J
Benefits	4,084,973	J
Salary increases of 6.56% for all employee groups, net of 2% included in the Adopted Budget	(8,822,895)	K
Utilities not budgeted	(2,052,571)	L
Departmental Discretionary Operating Budgets (Includes NRAs)	11,286,083	M
Parking Support due to Decrease in Students Face-to-Face Classes	(1,800,000)	N
Revenue Generated Accounts, College Restricted	(3,102,330)	I
Changes in 2022-23 Expenditures	3,480,222	
VARIANCE - Unrestricted General Fund	(951,998)	
2022-23 Ending Fund Balance - Unrestricted General Fund - 19.20%	\$ 53,115,911	

**UNRESTRICTED GENERAL FUND
CHANGES TO THE FUND BALANCE
2022-23 ADOPTED BUDGET VERSUS 2022-23 ACTUALS
FOOTNOTES
(As of June 30, 2023)**

- A The College recovered \$674,740 of the 2019-20 SCFF deficit. This deficit was reduced from 0.42% to 0.08%.
- B The College was under the COVID-19 Emergency Conditions Allowance for the 2022-23 SCFF FTE funding. This is the fourth year the College applied and was approved for Emergency Conditions Allowance. Emergency Conditions Allowance preserved the same level of FTE funding obtained with the 2019-20 first principal apportionment, which was high at 33,206 FTEs. The Supplemental and Student Success Allocations are not protected by emergency conditions and were calculated with counts submitted for 2019-20, 2020-21, and 2021-22, fiscal years as mandated by the SCFF regulations. In the fiscal year 2021-22, the College Supplemental counts primarily decreased in Pell and College Promise Grants, while the Student Success counts mainly increased in Associate Degree for Transfer. This resulted in a net decrease of \$1.1 million.
- C In accordance with directives from the Chancellor's Office, the College included a projected 0.96% statewide apportionment deficit for the 2022-23 fiscal year.
- D Lottery increased primarily due to increases in the rate from \$177 to \$204.
- E The interest increased due to the increase in interest rates.
- F The County Investment Pool market value was below the cost value as of June 30, 2023. Therefore, the District's Cash in County Treasury was below fair market value at year-end, and recognized a loss. This a point-in-time calculation and adjustment mandated by GASB No. 31 Accounting and Financial Reporting for Certain Investments and for External Investments Pools and GASB No. 72 Fair Value Adjustment Measurement. The adjustment will be reversed on July 1, 2023.
- G Based on actual revenues received in the 2022-23 fiscal year.
- H Miscellaneous Revenues primarily increased due to increases in Parking fines.
- I Changes in revenues and expenditures for the Revenue Generated Accounts.
- J The positive variance for full-time salaries and benefits is mainly the result of full-time faculty, management, and classified staff vacancies.
- K Reflects the ongoing cost of 6.56% (Net of the 2% compensation adjustment budgeted in the 2022-23 Adopted Budget) effective July 1, 2022, for all employee groups.
- L Mainly expenditures in electricity and gas services.
- M Unexpended Operational Budgets mainly consist of New Resources Allocations, Rate Driven, and Instructional Equipment.
- N Transfer to support Parking Services due to the decrease in students face-to-face classes.

**MT. SAN ANTONIO COMMUNITY COLLEGE DISTRICT
2023-24 ADOPTED BUDGET
UNRESTRICTED GENERAL FUND**

UNRESTRICTED GENERAL FUND 11:

ONGOING REVENUE BUDGET ASSUMPTIONS

Ongoing Revenue Increases/(Decreases)		Fund 11	Fund 13	Total
Base Ongoing Revenue Budget	Balance as of the 2022-23 Adopted Budget	\$ 257,722,950	\$ -	\$ 257,722,950
2022-23 SCFF - SCFF Adjustment	Mainly decrease in Supplemental counts	(1,149,140)	-	(1,149,140)
2023-24 SCFF - Increase	Includes an increase of SCFF rates of 8.22%	21,433,043	-	21,433,043
Interest	Due to an increase in interest rates	1,200,000	-	1,200,000
Nonresident Tuition - International	Based on actual revenues 2022-23	(180,000)	-	(180,000)
Nonresident Tuition - Out-of-State	Based on actual revenues 2022-23	69,000	-	69,000
Lottery	Rate increase from \$170 to \$177	236,509	-	236,509
Part-time Faculty Compensation and Office Hours	Based on actual revenues 2022-23	76,533	-	76,533
Part-time Faculty Health Insurance	Adding an estimated \$107,865 to the \$350,635 already included in the 2022-23 Adopted Budget for a total of \$458,500	107,865	-	107,865
Other Miscellaneous Revenue	Mandated Cost, Parking Fines, and Other Miscellaneous Revenues.	333,770	-	333,770
Total Revenue Increases/(Decreases)		\$ 22,127,580	\$ -	\$ 22,127,580
Total Ongoing Revenue Budget		\$ 279,850,530	\$ -	\$ 279,850,530

**MT. SAN ANTONIO COMMUNITY COLLEGE DISTRICT
2023-24 ADOPTED BUDGET
UNRESTRICTED GENERAL FUND**

ONGOING EXPENDITURE BUDGET ASSUMPTIONS

Ongoing Expenditure Increases/(Decreases)		Fund 11	Fund 13	Total
Base Ongoing Expenditure Budget	Balance as of the 2022-23 Adopted Budget	\$ 253,792,709	\$ -	\$ 253,792,709
2023-24 Salary Schedule Progression	Estimated step/column and longevity changes	1,939,500	-	1,939,500
2023-24 Adjunct Faculty Step/Column	Estimated step/column increases for credit and noncredit	233,000	-	233,000
2023-24 Health and Welfare	Increase in health and welfare tier rates for all employee groups including maintaining family plan coverage	679,474	-	679,474
Misc. Personnel and Benefit Changes	Mainly changes in step and column due to filled vacancies	(2,308,377)	-	(2,308,377)
2022-23 Salary Schedule Adjustment - 6.56%	Reflects the ongoing cost of 6.56% (Net of the 2% compensation adjustment budgeted in the 2022-23 Adopted Budget) effective July 1, 2022, for all employee groups.	9,298,192	-	9,298,192
2023-24 Compensation Adjustment	Compensation adjustment pending negotiations. The Cost of a one percent increase for the Unrestricted General Fund is estimated at \$2,187,394.	-	-	-
STRS Employer Rate Increase	No increase, rate remains at 19.10%	-	-	-
PERS Employer Rate Increase	Rate increase from 25.37% to 26.68%	787,685	-	787,685
SUI Employer Rate Decrease	Rate decrease from 0.50% to 0.05%	(760,463)	-	(760,463)
New Positions and Reclassifications for Classified and Management	Includes new positions and reclassifications funded through the New Resources Allocation Phases 14 and 15, Immediate Needs, and Institutionalized as approved by President's Cabinet (Refer to pages 40 to 45 for details).	1,408,302	-	1,408,302
New Resources Allocation Phase 14 - Ongoing	As approved by President's Cabinet during 2022-23 (Refer to pages 73 to 81 for details)	566,672	-	566,672
2023-24 Immediate Needs - Ongoing	As approved by President's Cabinet (Refer to pages 46 to 47 for details)	221,744	-	221,744
Increase in Supply Budgets	Per May 2023 Budget Review and Development Guide, which includes a new process to increase supply accounts due to inflationary adjustments. President's Cabinet approved an increase of 15% (Refer to pages 48 to 56 for details).	406,080	-	406,080
2023-24 Rate Driven Increase	For increases in maintenance agreements, institutional memberships, insurance, and utilities (Utilities expenditures increased by \$2 million).	2,000,000	-	2,000,000
Total Net Increase to Ongoing Expenditure Budget		\$ 14,471,809	\$ -	\$ 14,471,809
Total Ongoing Expenditure Budget		\$ 268,264,518	\$ -	\$ 268,264,518
Total Ongoing Budget Surplus/(Deficit)		\$ 11,586,012	\$ -	\$ 11,586,012

**MT. SAN ANTONIO COMMUNITY COLLEGE DISTRICT
2023-24 ADOPTED BUDGET
UNRESTRICTED GENERAL FUND**

ONE-TIME REVENUE AND EXPENDITURE BUDGET ASSUMPTIONS

Beginning Fund Balance and One-Time Revenue Budget Increases/(Decreases)		Fund 11	Fund 13	Total
2023-24 Growth	\$26.4 million statewide for a 0.5% Growth	\$ -	\$ -	\$ -
Cash in County Treasury at Fair Market Value	As mandated by GASB No. 31 and GASB No. 72 - Based on cash position as of June 30, 2023.	8,031,483	-	8,031,483
Total One-Time Revenue Budget		\$ 8,031,483	\$ -	\$ 8,031,483

One-Time Expenditure Budget Increases/(Decreases)		Fund 11	Fund 13	Total
Purchases In Progress	Based on 2022-23 (Refer to pages 57 to 58 for details)	\$ 433,960	\$ -	\$ 433,960
Carryover Budgets	Based on 2022-23 (Refer to page 59 to 60 for details)	2,400,899	-	2,400,899
New Resources Allocation Phases 1 to 14 - Operating Expenses	Committed carryovers as approved by President's Cabinet (Refer to pages 61 to 81 for details)	3,240,731	-	3,240,731
Immediate Needs Requests - One-time	As approved by President's Cabinet (Refer to pages 85 to 86 for details)	828,044	-	828,044
Positions Funded with One-time Funds	Includes positions funded with New Resources Allocation Phase 13, Immediate Needs, and Other as approved by President's Cabinet (Refer to pages 87 to 88 for details).	917,252	-	917,252
Pilot Program for Adjunct Faculty Office Hours	Per article 10.B.6 of the Faculty contract approved by the Board of Trustees on October 12, 2022	296,167	-	296,167
Retirees Health Premiums	Approved by the Board of Trustees on June 28, 2023	3,000,000	-	3,000,000
Auxiliary Services Unfunded PERS Retirement Liability	Set aside a budget for 2023-24 to be approved by the Board of Trustees on September 13, 2023	334,735	-	334,735
Computer Replacement Program	For faculty and staff	250,000	-	250,000
Election Cost	No election cost. Elections will be on November 2024 which belongs to fiscal year 2024-25.	-	-	-
2023-24 Projections of Unexpended Budgets	Estimated	(3,016,231)	-	(3,016,231)
Total One-Time Expenditure Budget Increases/(Decreases)		\$ 8,685,557	\$ -	\$ 8,685,557

**MT. SAN ANTONIO COMMUNITY COLLEGE DISTRICT
2023-24 ADOPTED BUDGET
UNRESTRICTED GENERAL FUND**

UNRESTRICTED GENERAL FUND 13 - REVENUE-GENERATED ACCOUNTS:

REVENUE AND EXPENDITURE ASSUMPTIONS

One-Time Revenue Budget Increases/(Decreases)		Fund 11	Fund 13	Total
2023-24 Revenue Budgets	Estimated Revenues	\$ -	\$ 2,150,642	\$ 2,150,642
Total Revenue Budget		\$ -	\$ 2,150,642	\$ 2,150,642

One-Time Expenditure Budget Increases/(Decreases)		Fund 11	Fund 13	Total
2023-24 Expenditure Budgets	Estimated Expenditures	\$ -	\$ 4,282,443	\$ 4,282,443
Total Expenditure Budget		\$ -	\$ 4,282,443	\$ 4,282,443

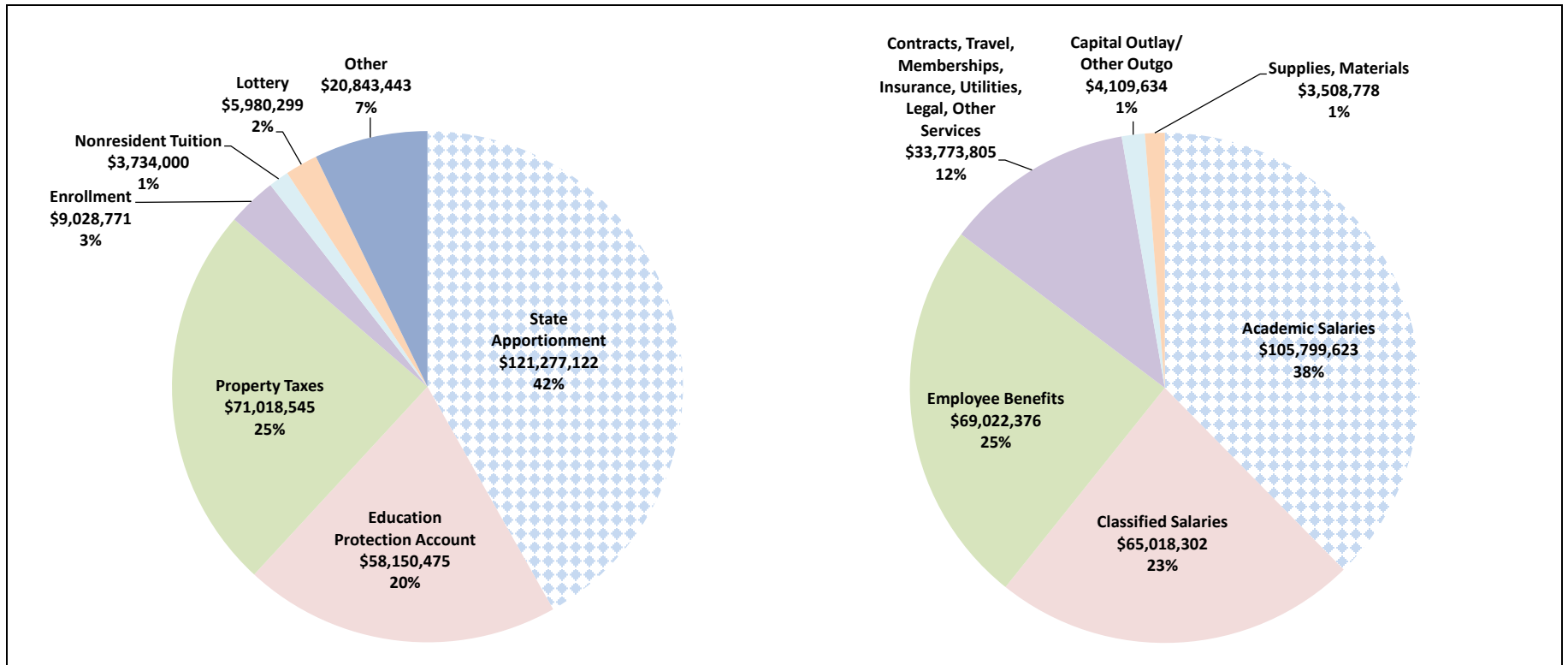
Total Unrestricted General Fund Revenue Budget - Ongoing, One-Time, and Revenue Gen. Accounts		\$ 287,882,013	\$ 2,150,642	\$ 290,032,655
--	--	-----------------------	---------------------	-----------------------

Total Unrestricted General Fund Expenditure Budget - Ongoing, One-Time, and Revenue Gen. Accounts		\$ 276,950,075	\$ 4,282,443	\$ 281,232,518
--	--	-----------------------	---------------------	-----------------------

2023-24 UNRESTRICTED GENERAL FUND BUDGET

REVENUE TOTAL = \$290,032,655

EXPENDITURE TOTAL = \$281,232,518



This page was intentionally left blank

**MT. SAN ANTONIO COMMUNITY COLLEGE DISTRICT
BUDGET AND ACTUALS COMPARISON HISTORY
Unrestricted General Fund**

	2018-19 Actuals	2019-20 Actuals	2020-21 Actuals	2021-22 Actuals	2022-23 Adopted Budget	2022-23 Actuals	2023-24 Adopted Budget
UNRESTRICTED GENERAL FUND							
Base Allocation	\$ 138,996,474	\$ 148,847,242	\$ 148,528,359	\$ 156,058,747	\$ 181,098,916	\$ 181,110,262	\$ 197,435,774
Supplemental Allocation	35,202,295	33,727,944	34,975,512	32,401,949	37,248,919	35,611,403	38,538,662
Student Success Allocation	13,428,627	14,557,009	16,088,792	18,235,962	20,948,944	21,425,974	23,606,246
Total Student Centered Funding Formula (SCFF)	187,627,396	197,132,195	199,592,663	206,696,658	239,296,779	238,147,639	259,580,682
Stability Protection Adjustment	-	-	-	3,015,353	-	-	-
Total Computational Revenue (TCR)	187,627,396	197,132,195	199,592,663	209,712,011	239,296,779	238,147,639	259,580,682
Revenue Deficit/SCFF Reduction	(792,820)	(1,873,063)	(1,211,138)	-	-	(2,286,217)	-
SCFF - Received/Projected	\$ 186,834,576	\$ 195,259,132	\$ 198,381,525	\$ 209,712,011	\$ 239,296,779	\$ 235,861,422	\$ 259,580,682
Growth	(656,690)	(970,887)	-	-	-	-	-
SCFF	\$ 186,177,886	\$ 194,288,245	\$ 198,381,525	\$ 209,712,011	\$ 239,296,779	\$ 235,861,422 (1)	\$ 259,580,682 (23)
Full-Time Faculty Hiring	1,453,372	1,453,372	1,453,372	4,086,028	4,086,028	4,086,028 (2)	4,086,028 (24)
Lottery - Current Year	5,472,348	5,029,941	5,775,911	6,006,051	5,743,790	7,063,800 (3)	5,980,299 (25)
Miscellaneous Revenues	10,816,338	10,769,649	7,921,505	9,190,764	8,596,353	11,253,463 (4)	10,203,521 (26)
TOTAL ONGOING REVENUES	\$ 203,919,944	\$ 211,541,207	\$ 213,532,313	\$ 228,994,854	\$ 257,722,950	\$ 258,264,713	\$ 279,850,530
Salaries, Benefits, and Operating Expenditures	\$ (192,970,289)	\$ (202,762,501)	\$ (209,801,908)	\$ (220,965,764)	\$ (251,292,709)	\$ (257,288,236) (5)	\$ (265,764,518) (27)
OPEB - Contribution	(2,500,000)	-	-	(2,500,000)	(2,500,000)	(2,500,000) (6)	(2,500,000) (6)
TOTAL ONGOING EXPENDITURES	\$ (195,470,289)	\$ (202,762,501)	\$ (209,801,908)	\$ (223,465,764)	\$ (253,792,709)	\$ (259,788,236)	\$ (268,264,518)
ONGOING SURPLUS/DEFICIT	\$ 8,449,655	\$ 8,778,706	\$ 3,730,405	\$ 5,529,090	\$ 3,930,241	\$ (1,523,523)	\$ 11,586,012 (28)
ONE-TIME REVENUE - INCREASES/(DECREASES):							
Growth	\$ 1,389,691	\$ 970,887	\$ -	\$ -	\$ -	\$ -	\$ -
Prior Year Apportionment Adjustment	22,757	648,834	1,033,541	1,211,138	-	674,740 (7)	-
CalSTRS On-Behalf Payments	6,639,446	9,505,614	8,361,441	9,088,792	-	8,179,196 (8)	-
STRS/PERS - Reimbursement	-	-	-	-	879,140	879,140 (9)	-
Cash in County at Fair Market Value	-	-	-	(4,323,557)	4,323,557	(3,472,783) (10)	8,031,483 (10)
TOTAL ONE-TIME REVENUES	\$ 8,051,894	\$ 11,125,335	\$ 9,394,982	\$ 5,976,373	\$ 5,202,697	\$ 6,260,293	\$ 8,031,483

Please see Footnote page 25 to 29

**MT. SAN ANTONIO COMMUNITY COLLEGE DISTRICT
BUDGET AND ACTUALS COMPARISON HISTORY
Unrestricted General Fund**

	2018-19 Actuals	2019-20 Actuals	2020-21 Actuals	2021-22 Actuals	2022-23 Adopted Budget	2022-23 Actuals	2023-24 Adopted Budget
ONE-TIME EXPENDITURES - INCREASES/(DECREASES):							
One-Time Expenditures	\$ (5,510,313)	\$ (4,882,550)	\$ (3,560,582)	\$ (3,111,315)	\$ (4,436,818)	\$ (3,573,468) (11)	\$ (5,461,057) (29)
New Resources Allocations Phases 1 to 14	(2,039,031)	(2,944,716)	(1,373,516)	(269,157)	(4,932,392)	(1,376,676) (12)	(3,240,731) (12)
2021-22 Salary Schedule Adjustment	-	-	-	-	(5,068,615)	(5,068,615) (13)	-
CalSTRS On-Behalf Payments	(6,639,446)	(9,505,614)	(8,361,441)	(9,088,792)	-	-	-
Call-Back Time for Essential Workers	-	-	2,420,294	-	-	-	-
OPEB - Contribution	-	-	(6,500,000)	(7,000,000)	-	-	-
Capital Outlay Projects	-	-	-	(5,000,000)	-	-	-
Retiree Benefits Health Premiums	-	-	(1,500,000)	(2,000,000)	(3,000,000)	(3,000,000) (14)	(3,000,000) (30)
Parking Support	-	-	-	-	-	(1,800,000) (15)	-
Projection of Unexpended Budgets	4,978,157	4,246,546	5,924,084	4,311,111	3,016,231	4,796,048 (16)	3,016,231 (31)
TOTAL ONE-TIME EXPENDITURES	\$ (9,210,633)	\$ (13,086,334)	\$ (12,951,161)	\$ (22,158,153)	\$ (14,421,594)	\$ (10,022,711)	\$ (8,685,557)
TOTAL ONE-TIME REVENUES NET OF EXPENDITURES	\$ (1,158,739)	\$ (1,960,999)	\$ (3,556,179)	\$ (16,181,780)	\$ (9,218,897)	\$ (3,762,418)	\$ (654,074)
UNRESTR. GENERAL FUND - REV. GENERATED ACCOUNTS							
TOTAL REVENUES	\$ 5,424,656	\$ 3,314,878	\$ 5,592,020	\$ 10,364,388	\$ 2,664,427	\$ 4,812,044 (17)	\$ 2,150,642 (17)
TOTAL EXPENDITURES	(4,388,472)	(4,118,086)	(2,545,795)	(4,496,874)	(3,703,353)	(6,805,683) (17)	(4,282,443) (17)
TOTAL REVENUE GENERATED INCREASES/(DECREASES)	\$ 1,036,184	\$ (803,208)	\$ 3,046,225	\$ 5,867,514	\$ (1,038,926)	\$ (1,993,639)	\$ (2,131,801)
SUMMARY OF FUND BALANCE:							
Assigned Fund Balance - New Resources Allocation Requests	\$ 5,637,071	\$ 3,107,061	\$ 1,942,588	\$ 4,932,392	\$ -	\$ 3,240,731 (18)	\$ -
Assigned Fund Balance - Carryovers/Purchases in Progress	2,361,446	2,318,932	2,986,322	2,723,309	-	2,834,859 (19)	-
Assigned Fund Balance - 2023-24 One-Time Expenditures	7,451,860	6,092,194	7,354,424	6,765,893	-	2,609,967 (20)	-
Assigned Fund Balance	\$ 15,450,377	\$ 11,518,187	\$ 12,283,334	\$ 14,421,594	\$ -	\$ 8,685,557	\$ -
10% - Board Policy	\$ 20,906,939	\$ 21,996,692	\$ 22,529,886	\$ 25,012,079	\$ 27,191,766	\$ 27,661,663 (21)	\$ 28,123,252 (32)
Unassigned Fund Balance	9,603,360	19,263,504	18,139,389	2,866,246	9,819,497	666,758	19,822,664
Unassigned Fund Balance	\$ 30,510,299	\$ 41,260,196	\$ 40,669,275	\$ 27,878,325	\$ 37,011,263	\$ 28,328,421	\$ 47,945,916
Fund Balance - Unrestricted General Fund	\$ 45,960,676	\$ 52,778,383	\$ 52,952,609	\$ 42,299,919	\$ 37,011,263	\$ 37,013,978	\$ 47,945,916
Fund Balance College Restricted - Revenue Generated Accounts	\$ 9,985,041	\$ 9,181,833	\$ 12,228,058	\$ 18,095,572	\$ 17,056,646	\$ 16,101,933 (17)	\$ 13,970,132 (17)
Fund Balance Unrestr. General Fund and Rev. Generated Accounts	\$ 55,945,717	\$ 61,960,216	\$ 65,180,667	\$ 60,395,491	\$ 54,067,909	\$ 53,115,911 (21) (22)	\$ 61,916,048 (31) (32)
Total Fund Balance Percentage Unrestricted General Fund	26.76%	28.17%	28.93%	24.15%	19.88%	19.20%	22.02%
Note:							
OPEB (Other Post-Employment Benefits) Retirees Health Premiums: Funded from Unrestricted Gen. Fund & OPEB Trust Interest Earned	\$ 4,119,042	\$ 4,546,749	\$ 5,142,800	\$ 4,984,717	\$ 4,984,717	\$ 5,108,382	\$ 5,108,382

Please see Footnote page 25 to 29

MT. SAN ANTONIO COMMUNITY COLLEGE DISTRICT

2022-23 ACTUALS AND 2023-24 ADOPTED BUDGET – FOOTNOTES

Unrestricted General Fund

- (1) Includes total SCFF revenues estimated for 2022-23. The rates to fund the different metrics for the SCFF include a Cost-of-Living Adjustment of 6.56%, a \$400 million statewide Base increase, and a \$200 million statewide increase to the Basic Allocation. The College was under the COVID-19 Emergency Conditions Allowance for the 2022-23 SCFF FTE funding. This is the fourth year the College applied and was approved for Emergency Conditions Allowance. Emergency Conditions Allowance preserved the same level of FTE funding obtained with the 2019-20 first principal apportionment, which was high at 33,206 FTEs. The Supplemental and Student Success Allocations are not protected by emergency conditions and were calculated with counts submitted for the 2019-20, 2020-21, and 2021-22 fiscal years as mandated by the SCFF regulations. In the fiscal year 2021-22, the College Supplemental counts primarily decreased in Pell and College Promise Grants, while the Student Success counts mainly increased in Associate Degree for Transfer. This resulted in a net decrease of \$1.1 million. In accordance with directives from the Chancellor's Office, the College included a projected 0.96% statewide apportionment deficit for the 2022-23 fiscal year.
- (2) 2021-22 Full-time Faculty Hiring funds remain the same.
- (3) Reflects Lottery revenues increase due to rate increases from \$177 to \$204.
- (4) Includes estimated Interest Income Earned, Part-time Faculty Compensation, State Mandated Costs, Nonresident Tuition International and Out-of-State revenues, Parking Fines revenues, and Other Miscellaneous Revenues.
- (5) Includes operational expenditures for salaries, benefits, supplies, services, and equipment. In addition, it includes the ongoing cost of 6.56% salary increases, effective July 1, 2022, for all employee groups. The Faculty salary increase is not settled, but recognition of the expenditure is included.
- (6) As approved by the Board of Trustees on May 27, 2015, the budget includes a \$2,500,000 ongoing OPEB (Other Post-Employment Benefits Other than Pensions) contribution. The College made a \$2,500,000 contribution to the OPEB in June 2023.
- (7) The College recovered \$674,440 of the 2019-20 SCFF deficit. This deficit was reduced from 0.42% to 0.08%.
- (8) On-behalf contributions are contributions made by the State of California, pursuant to Section 22955.1 of the Education Code, to CalSTRS on behalf of Local Educational Agencies members or school employers. As such, the Chancellor's Office, in accordance with Governmental Accounting Standards Board (GASB) Statement No. 68 Accounting and Financial Reporting for Pension, an Amendment of GASB Statement No. 27, requires that the College records an equal amount of revenues and expenditures for the value of the on-behalf STRS contributions in its books.

MT. SAN ANTONIO COMMUNITY COLLEGE DISTRICT

2022-23 ACTUALS AND 2023-24 ADOPTED BUDGET – FOOTNOTES

Unrestricted General Fund

- (9) Includes \$879,140 for a Reimbursement from the STRS/PERS Trust to address increases in the CalPERS rates. In the fiscal year 2022-23, the CalPERS rate increased from 22.91% to 25.37%.
- (10) The County Investment Pool market value was below the cost value as of June 30, 2023. Therefore, the District's Cash in County Treasury was below fair market value at year-end and recognized a loss. This is a point-in-time calculation and adjustment mandated by GASB No. 31 Accounting and Financial Reporting for Certain Investments and for External Investments Pools and GASB No. 72 Fair Value Adjustment Measurement. The adjustment will be reversed on July 1, 2023, and a budget of \$8,031,483 is included for the fiscal year 2023-24.
- (11) Includes actual expenditures for commitments for Various Carryovers and Purchases in Progress (\$769,576), Immediate Needs (\$1,506,940), Positions Funded with One-Time Funds (\$666,171), Auxiliary Services Unfunded PERS Liability (\$380,909), and Computer Replacement Program (\$249,872).
- (12) Includes budget and expenditures for New Resources Allocation Requests Phases 1 to 14.
- (13) Includes the one-time cost of 2.76% for the fiscal year 2021-22. Combined with the previously approved 2.31%, it results in a 5.07% salary increase for all employee groups, effective July 1, 2021. The 5.07% comprises 3.92% from the 2021-22 SCFF plus 1.15% above SCFF. The 2.76% was paid in the fiscal year 2022-23.
- (14) The 2022-23 Adopted Budget includes a \$3,000,000 one-time allocation to pay retirees' health premiums from the Unrestricted General Fund for 2022-23. The payments were made during the fiscal year 2022-23 as planned.
- (15) The College transferred \$1,800,000 to support Parking Services revenue decrease due to the decrease in students' face-to-face classes.
- (16) Includes estimated unexpended budgets for salaries and benefits of full-time employees.
- (17) 2022-23 actuals for Revenue Generated Accounts. A portion of the 2023-24 expenditure budget is funded with the 2022-23 ending fund balance and the 2023-24 projected revenues. The projected ending balance is \$13,970,132 for the 2023-24 fiscal year.
- (18) Includes Commitments for New Resources Allocation Requests Phases 1 to 14 (\$3,603,804).
- (19) Includes Commitments for 2022-23 Carryovers Budgets (\$2,400,899) and Purchases in Progress (\$433,960).

MT. SAN ANTONIO COMMUNITY COLLEGE DISTRICT

2022-23 ACTUALS AND 2023-24 ADOPTED BUDGET – FOOTNOTES

Unrestricted General Fund

- (20) A portion of 2022-23 Ending Fund Balance is assigned to fund the 2023-24 One-Time Expenditures as follows:

Immediate Needs Requests - One-Time Funds	\$ 828,044
Positions Funded with One-Time Funds	917,252
Pilot Program for Adjunct Faculty Office Hours	296,167
Retirees Health Premiums	3,000,000
Auxiliary Services Unfunded PERS Liability	334,735
Computer Replacement Program	250,000
2023-24 Projections of Unexpended Budgets	<u>(3,016,231)</u>
	\$ 2,609,967
	=====

- (21) Board Policy (BP) 6250 Budget Management requires the District shall budget a total reserve at not less than 10% of total unrestricted general fund expenditures and that the total ending fund balance will be at least 18.5% of the total unrestricted general fund expenditures. In the fiscal year 2022-23, total expenditures account for \$276,616,630 with a 10% Board Policy Reserves at \$27,661,663 and a 19.20% ending balance of \$53,115,911. The ending balance of 19.20% exceeds the 18.5% board policy requirement.
- (22) The College ended with a negative variance of (\$951,998) for the 2022-23 fiscal year, which added to the 2022-23 Adopted Budget fund balance of \$54,067,909, results in a \$53,115,911 Unrestricted General Fund Ending Balance. The variance is primarily due to lower revenues from the adjustment of the Cash in County to fair market value and the Apportionment statewide deficit of 0.96% as of June 30, 2023.
- (23) The College 2023-24 SCFF revenues include a projected increase of \$21,433,043 which has been calculated for each of the three components: the Base allocation, the Supplemental allocation, and the Student Success allocation. This increase is due to the increase in the rates of 8.22%.

The Base allocation calculation includes a) a basic allocation, b) average counts of credit FTEs, and c) current year counts of noncredit, CDCP (Enhanced Noncredit Career Development and College Preparation), and Special Admit Credit FTEs. Credit FTEs are funded based on three-year averages. The revenues do not include Enrollment Growth. The College only budgets for Growth once earned.

Noncredit, CDCP, and Special Admit Credit FTEs are funded at rates established in the previous SB 361 community college funding formula, adjusted by 8.22% as released in the Enacted budget.

The Supplemental allocation is measured by counts of low-income students or students receiving Pell grants, College Promise grants, and counts of AB540 students for the previous year. Because the 2022-23 counts are unavailable, the budget is based on the latest counts of 2021-22 included in the 2022-23 P2 Apportionment report.

MT. SAN ANTONIO COMMUNITY COLLEGE DISTRICT

2022-23 ACTUALS AND 2023-24 ADOPTED BUDGET – FOOTNOTES

Unrestricted General Fund

The Student Success allocation is measured by counts of outcomes in the form of the number of students earning associate degrees and credit certificates, the number of students transferring to four-year colleges and universities, the number of students who complete transfer-level Math and English within their first year, the number of students who complete nine or more career education units, and the number of students who have attained the regional living wage. The counts used for funding are the average count of three years, starting with the prior year and going back two more years. The College earns premiums for the achievements of low-income students. The rates have different weights or values. Because the 2022-23 counts are unavailable, the budget is based on the latest counts of 2021-22 included in the 2022-23 P2 Apportionment report.

- (24) Includes Faculty Hiring funds of \$1,453,372 funded in the 2018-19 fiscal year and \$2,632,656 funded in the 2021-22 fiscal year.
- (25) Lottery revenues reflect a rate increase from \$170 to \$177.
- (26) Includes increases and decreases of a \$1,200,000 increase in interest due to the rise in interest rates, a \$180,000 reduction in Nonresident Tuition International, a \$69,000 increase to the Nonresident Tuition Out-of-State, a \$76,533 increase in Part-time Faculty Compensation, a \$107,865 increase in Part-time Health Insurance that added to the \$350,635 budgeted in 2022-23 resulting in a total of \$458,500, and a \$333,770 increase in Other Miscellaneous Revenues.
- (27) Includes ongoing expenditure increases of a \$2,172,500 increase in annual step-and-column salary progression along with the associated employer-paid contributions, a \$679,474 increase in Health and Welfare tier rates for all employee groups while maintaining family plan coverage, and a \$9,298,192 increase in salaries of 6.56% net of the 2% compensation adjustment budgeted in 2022-23 for all employee groups. The ongoing expenditures also include a \$787,685 increase in CalPERS employer contributions, a \$760,463 decrease in State Unemployment Insurance (SUI) Employer, a \$1,408,302 increase in New Positions and Reclassification of Classified and Management, a \$566,672 increase in New Resources Allocation Requests Phase 14, a \$221,744 increase in Immediate Needs, a \$406,080 increase in Supply Budgets, and a \$2,000,000 increase in Rate Driven primarily due to the increased cost of utilities.
- (28) The total Unrestricted General Fund ongoing revenues of \$279,850,530 and ongoing expenditures estimated at \$268,264,518 project an ongoing budget surplus of \$11,586,012.

MT. SAN ANTONIO COMMUNITY COLLEGE DISTRICT
2022-23 ACTUALS AND 2023-24 ADOPTED BUDGET – FOOTNOTES

Unrestricted General Fund

(29) Includes the following one-time expenditure budgets:

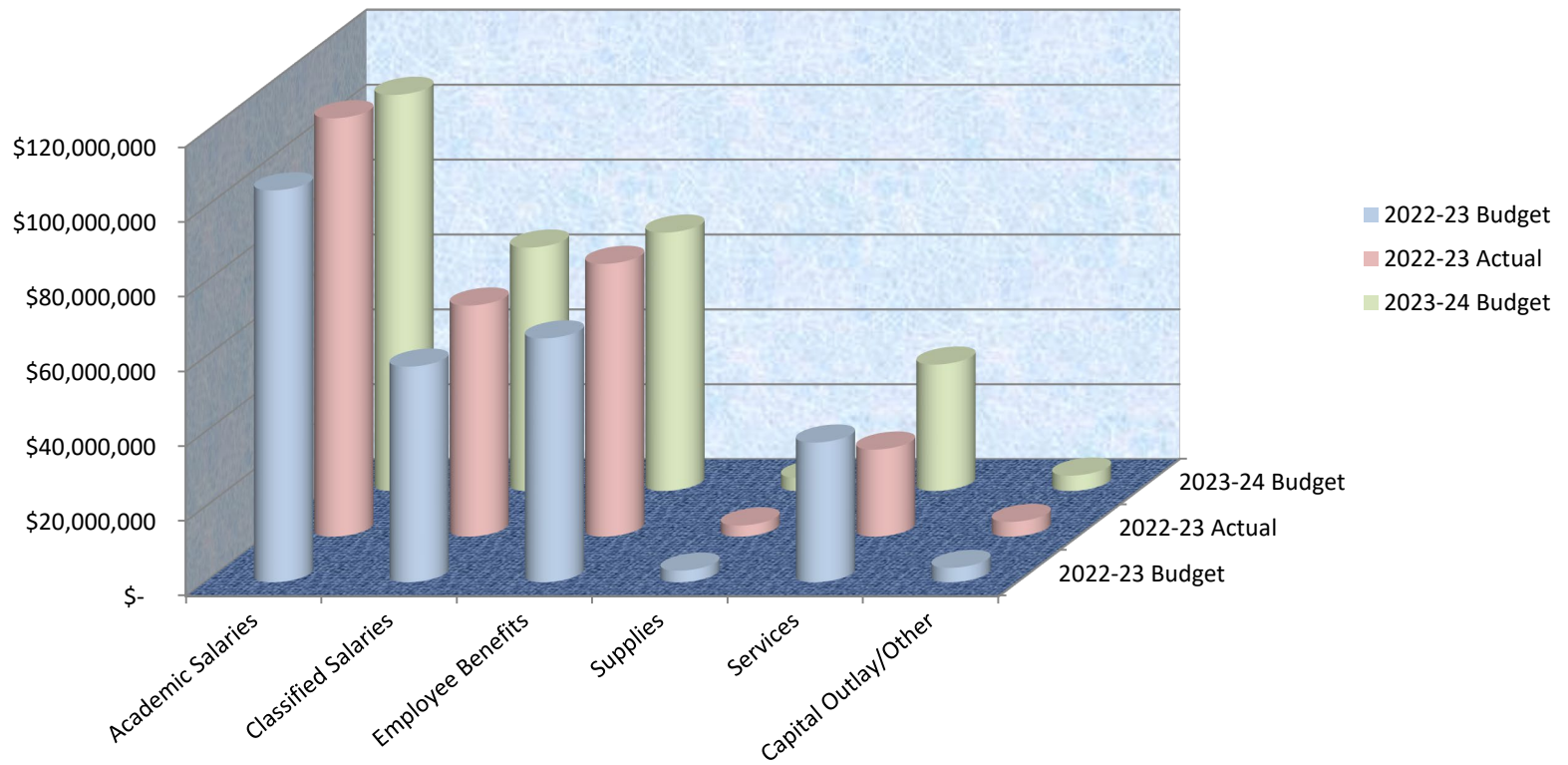
Purchases in Progress	\$ 433,960
Carryover Budgets	2,400,899
Immediate Needs Requests	828,044
Position Funded with One-Time Funds	917,252
Pilot program for Adjunct Faculty Office Hours	296,167
Auxiliary Services Unfunded PERS Liability	334,735
Computer Replacement Program	<u>250,000</u>
	<u>\$ 5,461,057</u>
	=====

(30) Includes \$3,000,000 for Retiree Health Premiums approved by the Board of Trustees on June 28, 2023.

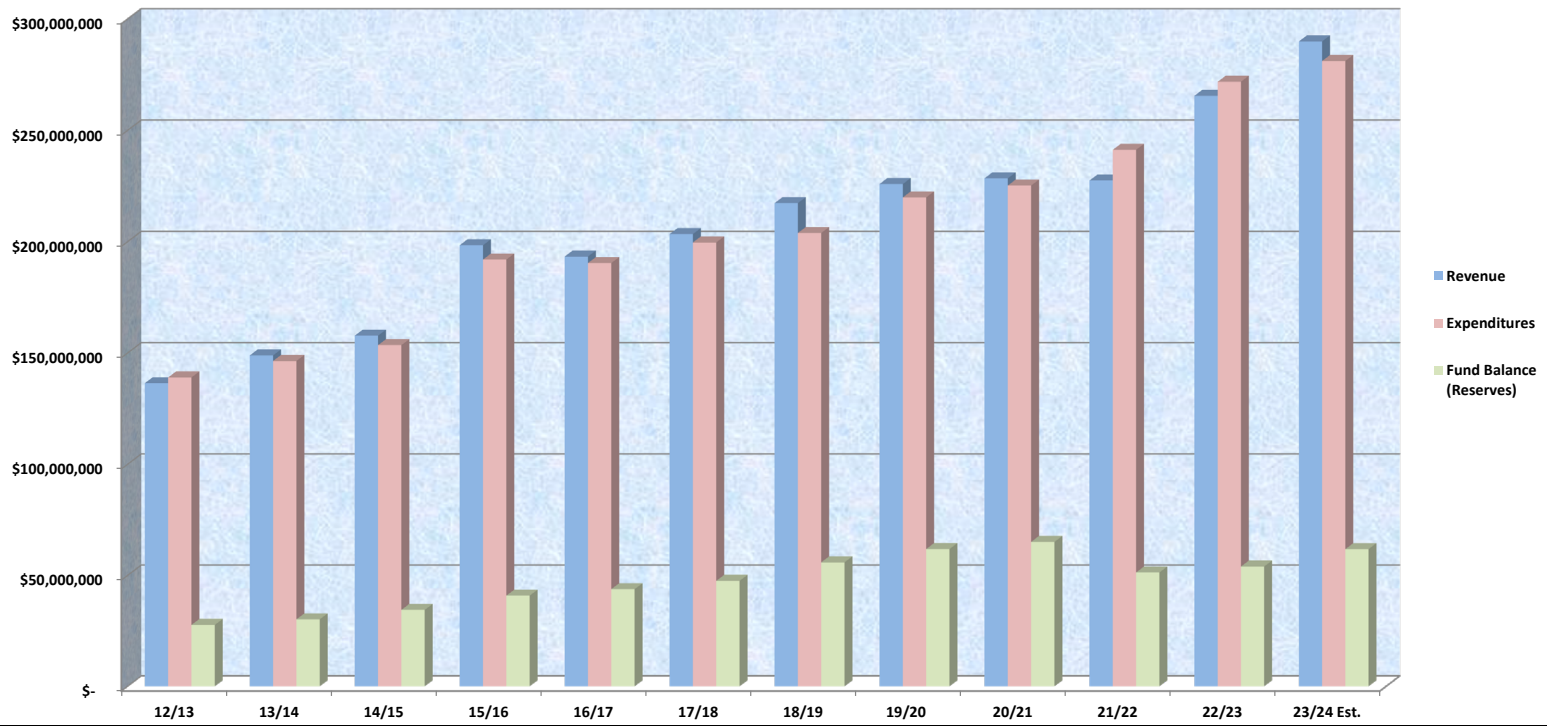
(31) Includes a 2023-24 projection of unexpended budgets of salaries and benefits.

(32) Board Policy (BP) 6250 Budget Management requires the District shall budget a total reserve at not less than 10% of total unrestricted general fund expenditures and that the total ending fund balance will be at least 18.50% of the total unrestricted general fund expenditures. For the fiscal year 2023-24, total estimated expenditures account for \$281,232,518 with a 10% Board Policy Reserves at \$28,123,252 and a 22.02% estimated ending balance of \$61,916,048. The estimated ending balance of 22.02% is above the 18.50% board policy requirement.

COMPARISONS OF 2022-23 EXPENDITURE BUDGET AND ACTUALS, AND 2023-24 BUDGET UNRESTRICTED GENERAL FUND



**ACTUAL REVENUES, EXPENDITURES AND FUND BALANCE (RESERVE) HISTORY
UNRESTRICTED GENERAL FUND**



SUMMARY OF FUND BALANCES - ALL FUNDS

FUND	FUND DESCRIPTION	ACCOUNT NUMBER	DESCRIPTION	2022-23 ACTUALS	2023-24 BUDGET
13	Unrestricted General Fund-Revenue Generated	794001	Assigned Fund Balance - Revenue Generated	\$ 16,101,933	\$ 13,970,132
11	Unrestricted General Fund	794007	Assigned Fund Balance - New Resources Allocation Requests	3,240,731	-
11	Unrestricted General Fund	794009	Assigned Fund Balance - Carryovers and Purchases in Progress	2,834,859	-
11	Unrestricted General Fund	794010	Assigned Fund Balance - 2022-23 One-Time Expenditures	2,609,967	-
11	Unrestricted General Fund	795001	Unassigned Fund Balance - 10% Board Policy	27,661,663	28,123,252
11	Unrestricted General Fund	795002	Unassigned Fund Balance	666,758	19,822,664
				<u>\$ 53,115,911</u>	<u>\$ 61,916,048</u>
17	Restricted General Fund	792001	Restricted Fund Balance - Parking	\$ 2,559,992	\$ 331,320
17	Restricted General Fund	792002	Restricted Fund Balance - Lottery	8,282,952	-
				<u>\$ 10,842,944</u>	<u>\$ 331,320</u>
33	Child Development Fund	792003	Restricted Fund Balance - Child Development	\$ 18,027	\$ 18,027
33	Child Development Fund	792034	Restricted Fund Balance - Child Development	10,183	10,183
33	Child Development Fund	794003	Assigned Fund Balance - Child Development	1,105,972	1,105,972
				<u>\$ 1,134,182</u>	<u>\$ 1,134,182</u>
34	Farm Operations Fund	794004	Assigned Fund Balance - Farm Operations	\$ 208,067	\$ 208,067
				<u>\$ 208,067</u>	<u>\$ 208,067</u>
39	Health Services Fund	792004	Restricted Fund Balance - Health Services	\$ 1,151,919	\$ 960,409
39	Health Services Fund	795003	Unassigned Fund Balance - Miscellaneous Health Services	163,992	159,926
				<u>\$ 1,315,911</u>	<u>\$ 1,120,335</u>
40	Bond Construction Series 2021E Fund	792006	Restricted Fund Balance - Bond Projects	\$ 3,995,823	\$ -
40	Bond Construction Series 2021E Fund	792007	Restricted Fund Balance - Bond Interest	277,736	477,736
				<u>\$ 4,273,559</u>	<u>\$ 477,736</u>
41	Capital Outlay Projects Fund	792005	Restricted Fund Balance - Revenue Lease Bonds (COPS)	\$ 194,683	\$ 194,683
41	Capital Outlay Projects Fund	795004	Unassigned Fund Balance - Capital Outlay	12,780,911	2,546
				<u>\$ 12,975,594</u>	<u>\$ 197,229</u>
42	Bond Construction Series 2021E Fund	792006	Restricted Fund Balance - Bond Projects	\$ 127,724,095	\$ -
42	Bond Construction Series 2021E Fund	792007	Restricted Fund Balance - Bond Interest	(2,498,535)	501,465
				<u>\$ 125,225,560</u>	<u>\$ 501,465</u>

SUMMARY OF FUND BALANCES - ALL FUNDS

FUND	FUND DESCRIPTION	ACCOUNT NUMBER	DESCRIPTION	2022-23 ACTUALS	2023-24 BUDGET
43	Capital Outlay Projects/Redevelopment Fund	792009	Restricted Fund Balance - RDA West Covina	\$ 4,433	\$ 4,433
43	Capital Outlay Projects/Redevelopment Fund	792010	Restricted Fund Balance - RDA Walnut	217,042	217,042
43	Capital Outlay Projects/Redevelopment Fund	792011	Restricted Fund Balance - RDA La Puente	16,899	16,899
43	Capital Outlay Projects/Redevelopment Fund	792012	Restricted Fund Balance - RDA Covina	39,291	39,291
43	Capital Outlay Projects/Redevelopment Fund	792013	Restricted Fund Balance - RDA Industry	465,770	465,770
43	Capital Outlay Projects/Redevelopment Fund	792014	Restricted Fund Balance - RDA La Verne	147,448	147,448
43	Capital Outlay Projects/Redevelopment Fund	792015	Restricted Fund Balance - RDA Irwindale	40,895	40,895
43	Capital Outlay Projects/Redevelopment Fund	792016	Restricted Fund Balance - RDA Glendora	25,549	25,549
43	Capital Outlay Projects/Redevelopment Fund	792017	Restricted Fund Balance - RDA San Dimas	72,692	72,692
43	Capital Outlay Projects/Redevelopment Fund	792018	Restricted Fund Balance - RDA Pomona	218,659	218,659
43	Capital Outlay Projects/Redevelopment Fund	792019	Restricted Fund Balance - RDA Baldwin Park	29,454	29,454
43	Capital Outlay Projects/Redevelopment Fund	792020	Restricted Fund Balance - Redevelopment Agencies	9,878,001	9,737,040
43	Capital Outlay Projects/Redevelopment Fund	792021	Restricted Fund Balance - Redevelopment Interest	234,374	434,374
				<u>\$ 11,390,507</u>	<u>\$ 11,449,546</u>
44	2010 BAN Construction Fund	792022	Restricted Fund Balance - BAN Projects	\$ 22,391	\$ -
44	2010 BAN Construction Fund	792023	Restricted Fund Balance - BAN Interest	34,028	34,279
				<u>\$ 56,419</u>	<u>\$ 34,279</u>
45	Bond Construction Series 2013A Fund	792006	Restricted Fund Balance - Bond Projects	\$ 1,313,945	\$ -
45	Bond Construction Series 2013A Fund	792007	Restricted Fund Balance - Bond Interest	44,570	54,570
				<u>\$ 1,358,515</u>	<u>\$ 54,570</u>
46	Bond Construction Series 2015C Fund	792006	Restricted Fund Balance - Bond Projects	\$ 70,573	\$ -
46	Bond Construction Series 2015C Fund	792007	Restricted Fund Balance - Bond Interest	168,894	116,941
				<u>\$ 239,467</u>	<u>\$ 116,941</u>
47	2017 BAN Construction Fund	792022	Restricted Fund Balance - BAN Projects	\$ 552,985	\$ 9,442
47	2017 BAN Construction Fund	792023	Restricted Fund Balance - BAN Interest	496,619	506,619
				<u>\$ 1,049,604</u>	<u>\$ 516,061</u>
48	2019 BAN Construction Fund	792006	Restricted Fund Balance - Bond Interest	\$ 42,629	\$ -
48	2019 BAN Construction Fund	792007	Restricted Fund Balance - Bond Interest	217,465	222,465
				<u>\$ 260,094</u>	<u>\$ 222,465</u>

SUMMARY OF FUND BALANCES - ALL FUNDS

FUND	FUND DESCRIPTION	ACCOUNT NUMBER	DESCRIPTION	2022-23 ACTUALS	2023-24 BUDGET
49	Bond Construction Series 2019A Fund	792006	Restricted Fund Balance - Bond Project	\$ 13,514,884	\$ -
49	Bond Construction Series 2019A Fund	792007	Restricted Fund Balance - Bond Interest	2,639,153	2,430,034
				<u>\$ 16,154,037</u>	<u>\$ 2,430,034</u>
71	Associated Students Trust Fund	792024	Restricted Fund Balance - Associated Students	\$ 1,816,296	\$ 1,660,685
71	Associated Students Trust Fund	792025	Restricted Fund Balance - Emergency Fund	250,000	250,000
71	Associated Students Trust Fund	792026	Restricted Fund Balance - Student Center	367,510	261,651
				<u>\$ 2,433,806</u>	<u>\$ 2,172,336</u>
72	Student Representation Fee Trust Fund	792027	Restricted Fund Balance - Student Representation	\$ 123,722	\$ 80,631
				<u>\$ 123,722</u>	<u>\$ 80,631</u>
74	Student Financial Aid Trust Fund	795005	Unassigned Fund Balance - Student Financial Aid	\$ 2,827	\$ 2,827
				<u>\$ 2,827</u>	<u>\$ 2,827</u>
75	Scholarship and Loan Trust Fund	792028	Restricted Fund Balance - Scholarships and Loan	\$ 415,371	\$ -
				<u>\$ 415,371</u>	<u>\$ -</u>
79	Other Trust Funds	794005	Assigned Fund Balance - Mt SAC Cross Country Invitational	\$ 189,761	\$ 230,381
79	Other Trust Funds	794005	Assigned Fund Balance - Mt SAC Relays	89,062	90,299
				<u>\$ 278,823</u>	<u>\$ 320,680</u>

**2023-24
INTERFUND TRANSFERS**

INTERFUND TRANSFERS-OUT		INTERFUND TRANSFERS-IN		AMOUNT	DESCRIPTION
FUND	FUND NAME	FUND	FUND NAME		
11	Unrestricted General Fund	34	Farm Operation Fund	\$ 79,000	Livestock Feed
13	Unrestricted General Fund-Rev Gen	41	Capital Outlay Projects Fund	5,000	Emergency Repair Bldg 9E Water Intr
17	Restricted General Fund	74	Student Financial Aid Trust	14,237,873	Student Success Comp (SSCG 22/23)
				TOTAL \$ 14,321,873	

TOTAL COMPUTATIONAL REVENUE (TCR)

	2019-20 Actuals	%	2020-21 Actuals	%	2021-22 Actuals	%	2022-23 Actuals	%	2023-24 Adopted Budget	%
STUDENT CENTERED FUNDING FORMULA (SCFF)										
Base Allocation	\$ 148,847,242	76%	\$ 148,528,359	74%	\$ 156,058,747	74%	\$ 181,110,262	76%	\$ 197,435,774	76%
Supplemental Allocation	33,727,944	17%	34,975,512	18%	32,401,949	15%	35,611,403	15%	38,538,662	15%
Student Success Allocation	14,557,009	7%	16,088,792	8%	18,235,962	9%	21,425,974	9%	23,606,246	9%
Stability	-		-		3,015,353		-		-	
TOTAL COMPUTATIONAL REVENUE (TCR)	\$ 197,132,195 ⁽¹⁾	100%	\$ 199,592,663 ⁽¹⁾	100%	\$ 209,712,011 ⁽¹⁾	99%	\$ 238,147,639 ⁽¹⁾	100%	\$ 259,580,682	100%
REVENUE SOURCES										
Property Taxes	\$ 57,837,322	31.4%	\$ 62,730,695	29.6%	\$ 61,989,085	29.6%	\$ 66,345,600	27.9%	\$ 71,124,314	27.9%
EPA (Education Protection Account)	16,777,333	26.3%	52,541,960	31.4%	65,837,420	31.4%	16,463,619	6.9%	58,150,475	6.9%
Student Enrollment Fees	8,710,876	4.7%	9,316,141	4.3%	8,956,661	4.3%	9,174,853	3.9%	9,028,771	3.9%
State General Apportionment	113,641,026	37.6%	75,003,867	34.8%	72,928,845	34.8%	143,877,350	60.4%	121,277,122	60.4%
TOTAL AVAILABLE REVENUE	\$ 196,966,557	99.9%	\$ 199,592,663	100%	\$ 209,712,011	100%	\$ 235,861,422	99%	\$ 259,580,682	100%
DEFICIT	\$ (165,638)		\$ -		\$ -		\$ (2,286,217) ⁽²⁾		\$ -	

Notes:

(1) The College continues to be in Emergency Conditions and the FTE for the SCFF is at the 2019-20 P-1 level.

(2) Per directives from the Chancellor's Office, the College included an estimated 0.96% apportionment statewide deficit.

MT. SAN ANTONIO COLLEGE
2021-22 STUDENT CENTERED FUNDING FORMULA
 (Based on 2021-22 Recalculation, June 2023)

METRICS	Rates	Total	%
---------	-------	-------	---

Base Allocation: 70%

Basic Allocation			
2020-21 Basic Allocation		\$ 6,742,507	
Plus: 2021-22 COLA @ 5.07%		341,845	
2021-22 Basic Allocation		<u>7,084,352</u>	

FTEs Description	Funded FTEs Projection						
	3 Years Average	Plus: 2021-22 Growth	Less: Adjustment	Total			
Credit	24,629.82			24,629.82	\$ 4,212	\$	103,747,114
Special Admit Credit	145.51			145.51	5,907		859,524
CDCP	6,567.18			6,567.18	5,907		38,792,172
Noncredit	1,569.69			1,569.69	3,552		5,575,585
	<u>32,912.20</u>	-	-	<u>32,912.20</u>			

Associate Degrees **BASE ALLOCATION \$ 156,058,747 76%**

Supplemental Allocation: 20%

Supplemental Metrics	Points	\$ Per Point	Total Outcomes			
AB540 (Exemption Nonresident Tuition)	1	\$996	1,293	\$ 996	\$	1,287,910
Pell	1	\$996	11,053	996		11,009,491
Promise Grant	1	\$996	20,184	996		20,104,548

Associate Degree for Transfer (Promise) **SUPPLEMENTAL ALLOCATION \$ 32,401,949 16%**

Student Success Allocation: 10%

Success Metrics	3 Year Average	Points	\$ Per Point	Total Outcomes			
Associate Degree for Transfer	1,232	4	\$587	1,232	\$ 2,349	\$	2,894,418
Associate Degrees	1,512	3	\$587	1,512	1,762		2,664,767
Credit Certificates	273	2	\$587	273	1,175		320,297
Transfer Level Math and English	998	2	\$587	998	1,175		1,172,725
Transfer to a four-year university	1,517	1.5	\$587	1,517	881		1,336,201
9 Career Technical Education Units	5,136	1	\$587	5,136	587		3,016,585
Regional living wage within one year of completion	3,172	1	\$587	3,172	587		1,862,851

Success Metrics for Pell Students	3 Year Average	Points	\$ Per Point	Total Outcomes			
Associate Degree for Transfer	757	6	\$148	757	\$ 889	\$	673,188
Associate Degrees	870	4.5	\$148	870	667		580,224
Credit Certificates	136	3	\$148	136	444		60,445
Transfer Level Math and English	385	3	\$148	385	444		170,964
Transfer to a four-year university	816	2.25	\$148	816	333		272,001
9 Career Technical Education Units	2,552	1.5	\$148	2,552	222		567,039
Regional living wage within one year of completion	1,011	1.5	\$148	1,011	222		224,742

Success Metrics for Promise Grant Students	3 Year Average	Points	\$ Per Point	Total Outcomes			
Associate Degree for Transfer	987	4	\$148	987	\$ 593	\$	584,694
Associate Degrees	1,197	3	\$148	1,197	444		532,002
Credit Certificates	213	2	\$148	213	296		63,211
Transfer Level Math and English	593	2	\$148	593	296		175,606
Transfer to a four-year university	1,113	1.5	\$148	1,113	222		247,260
9 Career Technical Education Units	3,758	1	\$148	3,758	148		556,693
Regional living wage within one year of completion	1,755	1	\$148	1,755	148		260,050

STUDENT SUCCESS ALLOCATION \$ 18,235,962 9%

2021-22 STUDENT CENTERED FUNDING FORMULA \$ 206,696,658 100%

STABILITY \$ 3,015,353

TOTAL AVAILABLE REVENUE \$ 209,712,011

MT. SAN ANTONIO COLLEGE
2022-23 STUDENT CENTERED FUNDING FORMULA
 (Based on Second Principal Apportionment, June 2023)

METRICS	Rates	Total	%
---------	-------	-------	---

Base Allocation: 70%

Basic Allocation			
2021-22 Basic Allocation		\$ 7,084,352	
Plus: \$200 million statewide		2,833,021	
2022-23 Basic Allocation		9,917,373	

FTEs Description	Funded FTEs Projection						
	3 Years Average	Plus: 2022-23 Growth	Less: Adjustment	Total			
Credit	24,629.82			24,629.82	\$ 4,840	\$	119,220,275
Special Admit Credit	145.51			145.51	6,788		987,716
CDCP	6,567.18			6,567.18	6,788		44,577,754
Noncredit	1,569.69			1,569.69	4,082		6,407,144
	32,912.20	-	-	32,912.20			

Associate Degrees **BASE ALLOCATION \$ 181,110,262 76%**

Supplemental Allocation: 20%

Supplemental Metrics	Points	\$ Per Point	Total Outcomes			
AB540 (Exemption Nonresident Tuition)	1	\$1,145	1,114	\$ 1,145	\$	1,275,106
Pell	1	\$1,145	10,403	1,145		11,907,477
Promise Grant	1	\$1,145	19,595	1,145		22,428,820

Associate Degree for Transfer (Promise) **SUPPLEMENTAL ALLOCATION \$ 35,611,403 15%**

Student Success Allocation: 10%

Success Metrics	3 Year Average	Points	\$ Per Point	Total Outcomes			
Associate Degree for Transfer	1,341	4	\$675	1,341	\$ 2,700	\$	3,619,474
Associate Degrees	1,487	3	\$675	1,487	2,025		3,010,904
Credit Certificates	273	2	\$675	273	1,350		368,967
Transfer Level Math and English	1,017	2	\$675	1,017	1,350		1,372,826
Transfer to a four-year university	1,611	1.5	\$675	1,611	1,012		1,630,653
9 Career Technical Education Units	5,004	1	\$675	5,004	675		3,377,621
Regional living wage within one year of completion	3,239	1	\$675	3,239	675		2,186,353

Success Metrics for Pell Students	3 Year Average	Points	\$ Per Point	Total Outcomes			
Associate Degree for Transfer	824	6	\$170	824	\$ 1,021	\$	842,027
Associate Degrees	857	4.5	\$170	857	766		656,546
Credit Certificates	136	3	\$170	136	511		69,289
Transfer Level Math and English	404	3	\$170	404	511		206,166
Transfer to a four-year university	863	2.25	\$170	863	383		330,444
9 Career Technical Education Units	2,522	1.5	\$170	2,522	255		644,118
Regional living wage within one year of completion	1,089	1.5	\$170	1,089	255		278,094

Success Metrics for Promise Grant Students	3 Year Average	Points	\$ Per Point	Total Outcomes			
Associate Degree for Transfer	1,060	4	\$170	1,060	\$ 681	\$	721,835
Associate Degrees	1,172	3	\$170	1,172	511		598,748
Credit Certificates	212	2	\$170	212	340		72,070
Transfer Level Math and English	611	2	\$170	611	340		208,038
Transfer to a four-year university	1,160	1.5	\$170	1,160	255		296,140
9 Career Technical Education Units	3,650	1	\$170	3,650	170		621,334
Regional living wage within one year of completion	1,846	1	\$170	1,846	170		314,327

STUDENT SUCCESS ALLOCATION \$ 21,425,974 9%

2022-23 STUDENT CENTERED FUNDING FORMULA \$ 238,147,639 100%

REVENUE DEFICIT @ 0.96% \$ (2,286,217)

TOTAL AVAILABLE REVENUE \$ 235,861,422

**MT. SAN ANTONIO COLLEGE
2023-24 STUDENT CENTERED FUNDING FORMULA**

(Based on FY 2021-22 Counts from Second Principal Apportionment June 2023 and Actual FTES 2022-23 320 P2 Report)

METRICS	Rates	Total	%
---------	-------	-------	---

Base Allocation: 70%

Basic Allocation			
2022-23 Basic Allocation		\$ 9,917,373	
Plus: 2023-24 COLA @ 8.22%		815,208	
2023-24 Basic Allocation		<u>10,732,581</u>	

FTEs Description	Funded FTEs Projection						
	3 Years Average	Plus: 2023-24 Growth	Less: Adjustment	Total			
Credit	23,543.53			23,543.53	\$ 5,238	\$	123,329,721
Special Admit Credit	637.38			637.38	7,346		4,682,149
CDCP	7,368.07			7,368.07	7,346		54,125,326
Noncredit	1,033.66			1,033.66	4,417		4,565,997
	<u>32,582.64</u>	-	-	<u>32,582.64</u>			

Associate Degrees **BASE ALLOCATION \$ 197,435,774 76%**

Supplemental Allocation: 20%

Supplemental Metrics	Points	\$ Per Point	Total Outcomes			
Pell	1	\$1,239	10,403	1,239		12,886,272
Promise Grant	1	\$1,239	19,595	1,239		24,272,469

Associate Degree for Transfer (Promise) **SUPPLEMENTAL ALLOCATION \$ 38,538,662 15%**

Student Success Allocation: 10%

Success Metrics	3 Year Average	Points	\$ Per Point	Total Outcomes			
Associate Degrees	1,541	3	\$730	1,541	2,191		3,377,458
Credit Certificates	304	2	\$730	304	1,461		444,095
Transfer Level Math and English	965	2	\$730	965	1,461		1,409,709
Transfer to a four-year university	1,698	1.5	\$730	1,698	1,096		1,860,743
9 Career Technical Education Units	5,021	1	\$730	5,021	730		3,667,191
Regional living wage within one year of completion	3,232	1	\$730	3,232	730		2,360,715

Success Metrics for Pell Students	3 Year Average	Points	\$ Per Point	Total Outcomes			
Associate Degrees	899	4.5	\$184	899	829		745,612
Credit Certificates	153	3	\$184	153	553		84,750
Transfer Level Math and English	390	3	\$184	390	553		215,743
Transfer to a four-year university	909	2.25	\$184	909	415		376,813
9 Career Technical Education Units	2,540	1.5	\$184	2,540	276		701,855
Regional living wage within one year of completion	1,132	1.5	\$184	1,132	276		312,744

Success Metrics for Promise Grant Students	3 Year Average	Points	\$ Per Point	Total Outcomes			
Associate Degrees	1,224	3	\$184	1,224	553		676,522
Credit Certificates	235	2	\$184	235	368		86,469
Transfer Level Math and English	573	2	\$184	573	368		211,260
Transfer to a four-year university	1,217	1.5	\$184	1,217	276		336,327
9 Career Technical Education Units	3,652	1	\$184	3,652	184		672,776
Regional living wage within one year of completion	1,894	1	\$184	1,894	184		348,947

STUDENT SUCCESS ALLOCATION \$ 23,606,246 9%

2022-23 STUDENT CENTERED FUNDING FORMULA - ESTIMATED	\$ 259,580,682	100%
REVENUE DEFICIT @ 0.0%	\$ -	
TOTAL AVAILABLE REVENUE	\$ 259,580,682	

**NEW POSITIONS AND RECLASSIFICATIONS FOR CLASSIFIED AND MANAGEMENT
UNRESTRICTED GENERAL FUND - ONGOING**

POSITION NUMBER	FTE	RANGE	MONTHS	NAME	ACCOUNT NUMBER					ACCOUNT PERCENT	TOTAL SALARY & BENEFITS
					FUND	ORG	ACCT	PROG	ACTV		
CO9971	1.000	C 97	12	Yadira Santiago (Executive Assistant II, New)	11000	100000	213000	660000	2100	100.00%	\$ 154,509
MC9892	1.000	M 19	12	Carol Nelson (Dir, Office of the President/CEO and Board of Trustees, New)	11000	100000	215000	660000	2100	10.79%	28,155
CA9218	1.000	A 88	12	Ashley Lopez (Program Account Specialist, New)	11000	150000	211000	671000	2100	70.65%	77,819
CA9706	1.000	A 81	12	Michelle Medina (Administrative Specialist III A69 to A81)	11000	200000	211000	673000	2100	9.26%	9,893
CA9219	1.000	A 90	12	Raul Garcia (Human Resources Technician, New)	11000	200000	211000	673000	2100	100.00%	108,650
CA9220	1.000	A 90	12	Jose Garcia (Human Resources Technician, New)	11000	200000	211000	673000	2100	100.00%	108,650
CO9972	1.000	C 97	12	LaToya Bass (Human Resources Analyst, New)	11000	200000	213000	673000	2100	100.00%	169,147
MC9966	1.000	M 19	12	Alexis Carter (Sr. Dir, Labor Relations and Employees Services M17 to M19)	11000	200000	215000	673000	2100	4.28%	11,197
CA9201	1.000	A 95	12	VeraLynn Latreille (Coordinator, Project/Program, New)	11000	200000	211000	673000	2100	100.00%	119,982
CA9212	1.000	A 79	12	Vanessa Medina (Project/Program Specialist, New)	11000	394000	211000	601000	2100	100.00%	102,296
CA9282	0.475	A 79	10	Julio Avila (Lab Tech - Audio, from SWP)	11000	372000	221000	100400	2200	100.00%	31,237
CA9346	0.475	A 79	12	Philip Wright (Lab Tech - Aeronautics, from SWP)	11000	352000	211000	095000	2100	100.00%	37,583
CA9348	0.475	A 79	12	Brandi Diaz (Lab Tech - Photography, from SWP)	11000	375000	221000	101100	2200	100.00%	31,762
CA9349	0.475	A 79	12	Randy Montes (Lab Tech - Welding, from SWP)	11000	353520	251000	095650	2100	100.00%	38,673

**NEW POSITIONS AND RECLASSIFICATIONS FOR CLASSIFIED AND MANAGEMENT
UNRESTRICTED GENERAL FUND - ONGOING**

POSITION NUMBER	FTE	RANGE	MONTHS	NAME	ACCOUNT NUMBER					ACCOUNT PERCENT	TOTAL SALARY & BENEFITS	
					FUND	ORG	ACCT	PROG	ACTV			
CA9248	1.000	A	75	12	Susana Valencia (Administrative Specialist II 47.5% to 100% FTE)	11000	421500	211000	493062	2100	59.65%	\$ 62,314
CA9583	1.000	A	95	12	Erica Ledezma (Coordinator, Project/Program 45% to 100% FTE)	11000	421010	211000	601000	2100	4.46%	6,165
CA9221	1.000	A	81	12	Francisco Osuna Zayas (Student Services Outreach Specialist, New)	11000	512000	211000	645000	2100	100.00%	100,929
CA9215	1.000	A	81	12	Vacant-Administrative Specialist III, New	11000	522100	211000	642000	2100	100.00%	103,981
CA9202	1.000	A	95	12	Nancy Campos (Coordinator, Project/Program, New)	11000	520000	211000	649000	2100	100.00%	119,982
CA9203	1.000	A	69	12	Dalia Khalil (Administrative Specialist I, New)	11000	520000	211000	649000	2100	100.00%	96,848
CA9199	1.000	A	69	12	Adriana Jimenez (Administrative Specialist I, New)	11000	505000	211000	671000	2100	100.00%	99,851
CA9213	1.000	A	95	12	Vacant-Coordinator, Events, New	11000	670000	211000	683000	2100	100.00%	116,758
CA9214	1.000	A	95	12	Andrew Bristow (Event Services Technician II, New)	11000	670000	211000	683000	2100	100.00%	116,758
CA9217	1.000	A	120	12	Vacant-Fiscal Services Analyst, New	11000	612000	211000	672000	2100	100.00%	144,509
CA9223	1.000	A	75	12	Jacklyn Rosado (Event Services Technician I A68 to A75)	11000	670000	211000	683000	2100	5.47%	5,418
CA9893	1.000	A	75	12	Abigail Williams (Event Services Technician I A68 to A75)	11000	670000	211000	683000	2100	5.47%	5,418
CA9903	1.000	A	95	12	Elizabeth Mendoza (Coordinator, Events A89 to A95)	11000	670000	211000	683000	2100	5.22%	5,718
CB9864	1.000	B	52	12	Vacant-Lead Custodian, New	11000	625000	212000	653000	2100	100.00%	96,617
CB9865	1.000	B	44	12	Arturo Guerra (Custodian II, New)	11000	625000	212000	653000	2100	100.00%	86,953

**NEW POSITIONS AND RECLASSIFICATIONS FOR CLASSIFIED AND MANAGEMENT
UNRESTRICTED GENERAL FUND - ONGOING**

POSITION NUMBER	FTE	RANGE	MONTHS	NAME	ACCOUNT NUMBER					ACCOUNT PERCENT	TOTAL SALARY & BENEFITS	
					FUND	ORG	ACCT	PROG	ACTV			
CB9866	1.000	B	44	12	Joel Philip Renfro (Custodian II, New)	11000	625000	212000	653000	2100	100.00%	\$ 126,037
CB9867	1.000	B	39	12	Vacant-Custodian I, New	11000	625000	212000	653000	2100	100.00%	87,324
CB9868	1.000	B	39	12	Vacant-Custodian I, New	11000	625000	212000	653000	2100	100.00%	87,324
MC9960	1.000	M	17	12	Kenneth Bohan (Director, Civil Infrastructure and Energy Management M14 to M17)	11000	620110	215000	659000	2100	16.58%	41,503
MC9908	1.000	M	19	12	Vacant-Senior Director, Maintenance and Operations M17 to M19	11000	620000	215000	659000	2100	6.42%	15,945
MC9942	1.000	M	16	12	Alvaro Rodriguez (Asst. Director, Audio Visual Services M14 to M16)	11000	672500	215000	613000	2100	7.08%	18,613
CA9279	1.000	A	118		Haneen Sabah Alghita-Aguilar (Coordinator, Behavior and Wellness, A105 to A118)	11000	900720	211000	649000	2100	7.36%	12,545
					Reclassification of two Benefits Specialist	11000	999990	589920	000000			4,000
					New-Student Services Program Specialist II A79	11000	999990	589920	000000			107,658
					Reclassification of Student Services Program Specialist II from A79 to A105	11000	999990	589920	000000			6,416
					Reclassification Administrative Specialist I from A69 to A75	11000	999990	589920	000000			4,329
					Less: Funded with NRA Phase 14, included in FY 2022-23 Adopted Budget							(2,650,131)
											SUBTOTAL	\$ 59,335

**NEW POSITIONS AND RECLASSIFICATIONS FOR CLASSIFIED AND MANAGEMENT
UNRESTRICTED GENERAL FUND - ONGOING**

POSITION NUMBER	FTE	RANGE	MONTHS	NAME	ACCOUNT NUMBER					ACCOUNT PERCENT	TOTAL SALARY & BENEFITS	
					FUND	ORG	ACCT	PROG	ACTV			
MC9953	1.000	M	14	12	Marisa Fierro (Dir, Develop and Alum Relation M8 to M14)	11000	150000	215000	671000	2100	14.13%	\$ 30,793
MC9961	1.000	M	15	12	William Lambert (Executive Dir, Development M14 to M15)	11000	150000	215000	671000	2100	3.41%	8,809
MC9959	1.000	M	27	12	Tika Dave (Associated VP, Human Resources M23 to M27)	11000	200000	215000	673000	2100	6.55%	21,322
CA9366	1.000	A	95	12	John Orr (Coordinator, Project/Program A90 to A95)	11000	200000	211000	673000	2100	4.13%	5,115
CO9969	1.000	C	85	12	Adam Roman (Executive Assistant I A81 to C85)	11000	200000	213000	673000	2100	24.32%	31,792
CA9193	1.000	A	95	12	Vacant-Coordinator, Project/Program, New	11000	325000	211000	675000	2100	100.00%	123,802
MA9965	1.000	M	27	12	Meghan Chen (Associate VP, Instruction M23 to M27)	11000	300210	121000	601000	1200	4.53%	15,545
CA9197	1.000	A	81	12	Vacant-Administrative Specialist III	11000	300210	211000	601000	2100	84.47%	93,062
MA9964	1.000	M	21	12	Laura Perez (Dean, Continuing Education Program & Services M19 to M21)	11000	410000	121000	601000	1200	5.99%	15,340
MA9938	1.000	M	27	12	Tami Pearson (Associate VP, SCE, New M21 to M27)	11000	410000	121000	601000	1200	8.09%	23,381
MC9889	1.000	M	15	12	Krystal Yeo (Director, Systems and Operations, SCE, New)	11000	410000	215000	601000	2100	83.84%	211,221
MA9947	1.000	M	27	12	Thomas Mauch (Associate VP, Student Services M23 to M27)	11000	500000	121000	660000	1200	4.79%	15,018

NEW RESOURCES ALLOCATION PHASE 15 ONGOING:

**NEW POSITIONS AND RECLASSIFICATIONS FOR CLASSIFIED AND MANAGEMENT
UNRESTRICTED GENERAL FUND - ONGOING**

POSITION NUMBER	FTE	RANGE	MONTHS	NAME	ACCOUNT NUMBER					ACCOUNT PERCENT	TOTAL SALARY & BENEFITS
					FUND	ORG	ACCT	PROG	ACTV		
MA9985	1.000	M 17	12	Julieta Mendez Marquez (Director, EOPS/CARE, CalWORKS, and NextUP/Guardian Scholars M13 to M17)	11000	523000	121000	493000	1200	5.52%	\$ 12,973
MC9944	1.000	M 10	12	Brian Owen (Sergeant, Police and Campus Safety M7 to M10)	11000	631000	215000	695000	2100	13.44%	25,953
MC9943	1.000	M 10	12	Rafael Ixco (Sergeant, Police and Campus Safety M7 to M10)	11000	631000	215000	695000	2100	13.33%	25,316
MC9894	1.000	M 27	12	Shannon Carter (Associated VP, Administrative Services M23 to M27)	11000	600000	215000	660000	2100	9.90%	34,506
MC9905	1.000	M 9	12	Ralph Duran (Manager, Maintenance and Operations M5 to M9)	11000	625000	215000	653000	2100	9.42%	16,785
MC9922	1.000	M 9	12	Lorenzo Meza (Manager, Maintenance and Operations M5 to M9)	11000	625000	215000	653000	2100	8.17%	14,570
MC9915	1.000	M 9	12	Robert Medina (Manager, Maintenance and Operations M5 to M9)	11000	625000	215000	653000	2100	11.88%	21,169
MC9997	1.000	M 9	12	Ruben Flores (Manager, Maintenance and Operations M6 to M9)	11000	622000	215000	655000	2100	9.47%	17,386
SUBTOTAL										\$ 763,858	

POSITIONS FUNDED BY IMMEDIATE NEEDS:

MC9891	1.000	M 9	12	Stacy Manfredi (Manager, Recruitment and Employment Services C97 to M9)	11000	200000	215000	673000	2100	8.73%	\$ 13,687
CA9293	1.000	A 95	12	Perla Partida (Transfer Specialist)	11000	501500	211000	633000	2100	1.72%	2,077
SUBTOTAL										\$ 15,764	

**NEW POSITIONS AND RECLASSIFICATIONS FOR CLASSIFIED AND MANAGEMENT
UNRESTRICTED GENERAL FUND - ONGOING**

POSITION NUMBER	FTE	RANGE	MONTHS	NAME	ACCOUNT NUMBER					ACCOUNT PERCENT	TOTAL SALARY & BENEFITS
					FUND	ORG	ACCT	PROG	ACTV		

POSITION INSTITUTIONALIZED FROM A FEDERAL GRANT AS APPROVED BY PRESIDENT'S CABINET:

MC9910	1.000	M	13	9	Lisa Rodriguez (Asst. Director, Professional and Organizational Development, Title V, Oct-Jun)	11000	325000	215000	675000	2100	75.00%	\$ 44,309
--------	-------	---	----	---	--	-------	--------	--------	--------	------	--------	-----------

SUBTOTAL \$ 44,309

POSITIONS INITIALLY FUNDED WITH HEERF TO BE FUNDED WITH UNRESTRICTED GENERAL FUND AS APPROVED BY PRESIDENT'S CABINET:

CB9877	1.000	B	39	12	Jonathan Lindamood (Custodian I)	11000	625000	212000	653000	2100	100.00%	\$ 88,512
CB9878	1.000	B	39	12	Stephen Rubio (Custodian I)	11000	625000	212000	653000	2100	100.00%	92,303
CB9879	1.000	B	39	12	Ingris Villeda (Custodian I)	11000	625000	212000	653000	2100	100.00%	92,298
CB9880	1.000	B	39	12	Hannah Ritnimit (Custodian I)	11000	625000	212000	653000	2100	100.00%	87,008
CB9881	1.000	B	39	12	Manuel Najera (Custodian I)	11000	625000	212000	653000	2100	100.00%	101,882

SUBTOTAL \$ 462,003

POSITION APPROVED BY PRESIDENT'S CABINET:

CA9376	1.000	A	95	12	Aaron Mezzano (Coordinator, Project/Program)	11000	325000	211000	675000	2100	50.00%	\$ 63,033
--------	-------	---	----	----	--	-------	--------	--------	--------	------	--------	-----------

SUBTOTAL \$ 63,033

GRANT TOTAL \$ 1,408,302

**2023-24 IMMEDIATE NEEDS REQUESTS - ONGOING
UNRESTRICTED GENERAL FUND**

DEPARTMENT	DESCRIPTION	ACCOUNT NUMBER					TOTAL
		FUND	ORG	ACCT	PROG	ACTV	
Public Affairs	Expansion of content and distribution of the annual report	11000	900000	589000	660000	\$	15,000
Human Resources	Consulting services for classification and reclassification trainings and for interest bargaining training	11000	200000	561000	673000		25,000
Human Resources	Consulting services for classification and reclassification trainings and for interest bargaining training	11000	200000	561000	673000		23,000
Audio Visual Services	Cloud hosting subscription for the campus digital signage	11000	672500	584000	613000		16,380
Parking Services	Twilio centralized messaging to support "Text-A-Tip" operational needs	11000	631000	584000	695000		600
Information Technology	Concept3D agreement for software updates for the virtual interactive campus map	11000	661000	561000	678000		5,580
Information Technology	Signal Vine Text messaging platform	11000	665000	584000	678000		48,000
Design and Construction	Maintenance agreement for Warehouse copier	11000	620000	564500	651000		3,000
Maintenance	Maintenance agreement for Champion and Gateway parking structure elevators	11000	621000	564500	651000		16,160
Maintenance	Two boilers preventive maintenance, fire suppression annual testing, and fire sprinkler five-year testing.	11000	621000	589000	651000		52,072

**2023-24 IMMEDIATE NEEDS REQUESTS - ONGOING
UNRESTRICTED GENERAL FUND**

DEPARTMENT	DESCRIPTION	ACCOUNT NUMBER					TOTAL
		FUND	ORG	ACCT	PROG	ACTV	
Maintenance	Fire alarm monitoring Bldgs. 35, F6, 9C, 327, 329, 344, Brackett Field, Champion parking structure, and Gateway parking structure.	11000	621000	564500	651000		\$ 3,432
Smoke-Free Campus	Promotional Campaign "No Smoking" smoking cessation products and promotional supplies	11000	534200	453900	644000		3,000
Smoke-Free Campus	Promotional Campaign "No Smoking" smoking cessation products and promotional supplies	11000	534200	453200	644000		2,000
Radiologic Technology	Maintenance agreement of lab equipment for Radiologic Technology	11000	356500	564500	122500		8,520
						TOTAL	221,744

**INCREASE IN SUPPLIES BUDGETS
UNRESTRICTED GENERAL FUND**

DEPARTMENT	DESCRIPTION	ACCOUNT NUMBER				2022-23 ADOPTED BUDGET	2023-24 STATUS QUO BUDGET	2023-24 15% INCREASE
		FUND	ORG	ACCT	PROG			
President	Books, Magazines, Periodicals/NFees	11000	100000	421500	660000	\$ 1,600	\$ 1,600	\$ 240
President	Supplies	11000	100000	451000	660000	7,500	7,500	1,125
Foundation	Supplies-Promotional Items	11000	150000	453200	671000	1,500	1,500	225
Vice President Human Resources	Supplies	11000	200000	451000	673000	10,709	10,059	1,509
Vice President Human Resources	Food Supplies	11000	200000	471000	673000	1,000	1,000	150
Vice President Instruction	Supplies	11000	300000	451000	660000	4,335	4,335	650
Vice President Instruction	Supplies-Office	11000	300000	452400	660000	67	67	10
Vice President Instruction	Supplies-Printing	11000	300000	452700	660000	100	100	15
Vice President Instruction	Supplies-Promotional Items	11000	300000	453200	660000	500	500	75
Vice President Instruction	Food Supplies	11000	300000	471000	660000	831	831	125
Honors Program	Supplies	11000	300100	451000	493000	4,214	4,214	632
Honors Program	Food Supplies	11000	300100	471000	493000	200	200	30
Catalogs and Schedules	Supplies-Printing	11000	300200	452700	620000	8,000	8,000	1,200
AVP, Instructional Services	Supplies	11000	300210	451000	601000	2,477	2,000	300
AVP, Instructional Services	Food Supplies	11000	300210	471000	601000	1,000	1,000	150
Natural Sciences Division	Instr Supplies and Materials	11000	301010	431000	490000	8,000	8,000	1,200
Natural Sciences Division	Supplies	11000	301010	451000	601000	16,502	16,502	2,475
Natural Sciences-Classroom	Instr Supplies and Materials	11000	301020	431000	490000	2,000	2,000	300
Natural Sciences-Classroom	Instr Supplies-Repair Parts	11000	301020	433000	490000	3,462	3,462	519
Animal Sciences-General	Instr Supplies and Materials	11000	311010	431000	010200	9,850	9,850	1,478
Animal Sciences-General	Instr Supplies-Repair Parts	11000	311010	433000	010200	1,330	1,330	200
Animal Sciences-General	Supplies	11000	311010	451000	010200	1,050	1,050	158
Horticultural Sciences-General	Instr Supplies and Materials	11000	311510	431000	010900	8,739	8,739	1,311
Horticultural Sciences-General	Instr Supplies-Repair Parts	11000	311510	433000	010900	3,830	3,830	575
Horticultural Sciences-General	Supplies	11000	311510	451000	010900	1,050	1,050	158
Registered Vet Tech-General	Instr Supplies and Materials	11000	312010	431000	010210	13,210	13,210	1,982
Registered Vet Tech-General	Supplies	11000	312010	451000	010210	500	500	75
Chemistry	Instr Supplies and Materials	11000	312500	431000	190500	36,904	28,548	4,282
Chemistry	Supplies	11000	312500	451000	190500	3,340	3,340	501
Mathematics	Instr Supplies and Materials	11000	313010	431000	170100	9,850	9,850	1,478
Mathematics	Supplies	11000	313010	451000	170100	3,200	3,200	480
Mathematics-MARC	Supplies	11000	313020	451000	170100	800	800	120
Biological Sciences	Instr Supplies and Materials	11000	313500	431000	040100	87,371	87,046	13,057
Biological Sciences	Instr Supplies-Cadavers	11000	313500	431600	040100	8,000	8,000	1,200

**INCREASE IN SUPPLIES BUDGETS
UNRESTRICTED GENERAL FUND**

DEPARTMENT	DESCRIPTION	ACCOUNT NUMBER				2022-23 ADOPTED BUDGET	2023-24 STATUS QUO BUDGET	2023-24 15% INCREASE
		FUND	ORG	ACCT	PROG			
Biological Sciences	Supplies	11000	313500	451000	040100	\$ 2,500	\$ 2,500	\$ 375
Anthropology	Instr Supplies and Materials	11000	313510	431000	220200	800	800	120
Health Education	Instr Supplies and Materials	11000	313520	431000	083700	1,023	1,023	153
Histotechnology	Instr Supplies and Materials	11000	313530	431000	043000	6,000	6,000	900
Wildlife Sanctuary	Supplies	11000	313540	451000	049900	2,000	2,000	300
Physics, Engineering	Instr Supplies and Materials	11000	314000	431000	090100	936	936	140
Physical Sciences	Instr Supplies and Materials	11000	314010	431000	190100	10,270	10,270	1,541
Physical Sciences	Supplies	11000	314010	451000	190100	740	740	111
Astronomy	Instr Supplies and Materials	11000	314510	431000	191100	6,000	6,000	900
Astronomy	Supplies	11000	314510	451000	191100	3,280	3,280	492
Geology	Instr Supplies and Materials	11000	314530	431000	191400	6,681	6,062	909
Geology	Supplies	11000	314530	451000	191400	3,225	3,225	484
Library/Learning Resources Division	Supplies	11000	320000	451000	601000	2,267	2,267	340
Library/Learning Resources Division	Supplies-Computer Parts/Supplies	11000	320000	451500	601000	2,700	2,700	405
Library	Books, Magazines, Periodicals/Fees	11000	321200	421000	612000	3,500	3,500	525
Library	Supplies	11000	321200	451000	612000	6,670	6,670	1,001
Library	Supplies-Printing	11000	321200	452700	612000	600	600	90
Learning Assistance	Instr Supplies and Materials	11000	321500	431000	611000	5,077	5,077	762
Learning Assistance	Supplies	11000	321500	451000	611000	6,750	6,750	1,013
Learning Assistance	Supplies-Printing	11000	321500	452700	611000	2,075	2,075	311
Distance Learning	Instr Supplies and Materials	11000	323000	431000	615000	1,000	1,000	150
Distance Learning	Software-Under \$500	11000	323000	441000	615000	1,000	1,000	150
Distance Learning	Supplies	11000	323000	451000	615000	2,000	2,000	300
Distance Learning	Supplies-Computer Parts/Supplies	11000	323000	451500	615000	2,000	2,000	300
ASAC Academic Support	Instr Supplies and Materials	11000	324010	431000	493009	1,730	1,730	260
ASAC Academic Support	Supplies	11000	324010	451000	493009	3,161	3,161	474
Professional and Organizational Dev	Books, Magazines, Periodicals/Fees	11000	325000	421000	675000	1,250	1,250	188
Professional and Organizational Dev	Supplies	11000	325000	451000	675000	1,000	1,000	150
Professional and Organizational Dev	Supplies-Office	11000	325000	452400	675000	3,500	3,500	525
Professional and Organizational Dev	Supplies-Promotional Items	11000	325000	453200	675000	1,250	1,250	188
Professional and Organizational Dev	Food Supplies	11000	325000	471000	675000	500	500	75
Business Division	Instr Supplies and Materials	11000	330000	431000	070100	8,352	8,352	1,253
Business Division	Supplies	11000	330000	451000	050100	9,378	9,378	1,407
Business Division	Supplies	11000	330000	451000	601000	10,415	10,415	1,562

**INCREASE IN SUPPLIES BUDGETS
UNRESTRICTED GENERAL FUND**

DEPARTMENT	DESCRIPTION	ACCOUNT NUMBER				2022-23 ADOPTED BUDGET	2023-24 STATUS QUO BUDGET	2023-24 15% INCREASE
		FUND	ORG	ACCT	PROG			
Business Division	Supplies-Computer Parts/Supplies	11000	330000	451500	050100	\$ 9,496	\$ 9,496	\$ 1,424
Business Division	Supplies-Computer Parts/Supplies	11000	330000	451500	601000	10,410	10,410	1,562
Business Administration	Instr Supplies and Materials	11000	332000	431000	050100	745	745	112
Business Administration	Supplies	11000	332000	451000	050100	375	375	56
Paralegal	Instr Supplies and Materials	11000	332040	431000	140200	344	344	52
Paralegal	Food Supplies	11000	332040	471000	140200	100	100	15
Computer Information Systems	Instr Supplies and Materials	11000	333000	431000	070100	4,563	4,563	684
Computer Information Systems	Supplies	11000	333000	451000	070100	1,625	1,625	244
Accounting	Instr Supplies and Materials	11000	335010	431000	050200	600	600	90
Accounting	Supplies	11000	335010	451000	050200	1,900	1,900	285
Business Management	Instr Supplies and Materials	11000	335020	431000	050600	200	200	30
Consumer Science and Design Tech	Instr Supplies and Materials	11000	336000	431000	130100	8,770	8,770	1,316
Restaurant at Business Division	Instr Supplies and Materials	11000	336041	431000	130710	11,500	11,500	1,725
Child Development	Books, Magazines, Periodicals/Fees	11000	336050	421000	130500	350	350	53
Child Development	Instr Supplies and Materials	11000	336050	431000	130500	2,318	2,318	348
Child Development	Supplies	11000	336050	451000	130500	850	850	128
Nutrition	Instr Supplies and Materials	11000	336060	431000	130600	1,800	1,800	270
Humanities/Social Sciences Division	Supplies	11000	340000	451000	601000	13,862	6,299	945
Writing Center	Supplies	11000	340100	451000	493000	5,000	5,000	750
Teacher Preparation Institute	Textbooks	11000	340200	411000	080100	4,000	4,000	600
Teacher Preparation Institute	Supplies	11000	340200	451000	080100	500	500	75
American Language	Instr Supplies and Materials	11000	341000	431000	493087	800	800	120
American Language	Supplies	11000	341000	451000	493087	1,000	1,000	150
Communication	Instr Supplies and Materials	11000	342000	431000	150600	500	500	75
Communication	Supplies	11000	342000	451000	150600	2,500	2,500	375
English	Instr Supplies and Materials	11000	342510	431000	150100	615	615	92
English	Supplies	11000	342510	451000	150100	1,700	1,700	255
History and Art History	Supplies	11000	343490	451000	220100	623	623	93
Art History	Instr Supplies and Materials	11000	343510	431000	490300	500	500	75
Art History	Supplies	11000	343510	451000	490300	2,000	2,000	300
Geography and Political Science	Instr Supplies and Materials	11000	343515	431000	220100	616	616	92
Psychology, Education	Instr Supplies and Materials	11000	345000	431000	200100	620	620	93
Sign Language, Interpreting	Instr Supplies and Materials	11000	345500	431000	080900	450	450	68
Sign Language, Interpreting	Supplies	11000	345500	451000	080900	1,000	1,000	150

**INCREASE IN SUPPLIES BUDGETS
UNRESTRICTED GENERAL FUND**

DEPARTMENT	DESCRIPTION	ACCOUNT NUMBER				2022-23 ADOPTED BUDGET	2023-24 STATUS QUO BUDGET	2023-24 15% INCREASE
		FUND	ORG	ACCT	PROG			
Sociology	Instr Supplies and Materials	11000	346000	431000	220800	\$ 140	\$ 140	\$ 21
Sociology	Supplies	11000	346000	451000	220800	1,000	1,000	150
Foreign Languages	Instr Supplies and Materials	11000	347000	431000	110100	520	520	78
Foreign Languages	Supplies	11000	347000	451000	110100	2,480	2,480	372
Tech and Health Division	Instr Supplies-Repair Parts	11000	350000	433000	000000	3,500	3,500	525
Tech and Health Division	Instr Supplies-Repair Parts	11000	350000	433000	129900	2,100	2,100	315
Tech and Health Division	Supplies	11000	350000	451000	129900	2,500	2,500	375
Tech and Health Division	Supplies	11000	350000	451000	601000	9,550	9,550	1,433
Tech and Health Division	Food Supplies	11000	350000	471000	601000	200	200	30
Nursing	Supplies	11000	351000	451000	123000	4,408	4,408	661
Aircraft Maintenance	Instr Supplies and Materials	11000	351500	431000	095000	27,224	26,091	3,914
Aircraft Maintenance	Instr Supplies-Repair Parts	11000	351500	433000	095000	3,000	3,000	450
Aircraft Maintenance	Supplies	11000	351500	451000	095000	2,000	2,000	300
Aeronautics	Instr Supplies and Materials	11000	352000	431000	095000	2,300	2,300	345
Aeronautics	Supplies	11000	352000	451000	095000	1,800	1,800	270
Archt, Ind Design, Eng and Mfg	Instr Supplies and Materials	11000	352500	431000	095300	12,000	12,000	1,800
Archt, Ind Design, Eng and Mfg	Supplies	11000	352500	451000	095300	1,000	1,000	150
Archt, Ind Design, Eng and Mfg	Supplies-Promotional Items	11000	352500	453200	095300	1,000	1,000	150
Manufacturing	Instr Supplies and Materials	11000	352520	431000	095600	30,000	30,000	4,500
Manufacturing	Supplies	11000	352520	451000	095600	1,000	1,000	150
Electronics, Computer Tech	Instr Supplies and Materials	11000	353000	431000	093400	9,201	8,951	1,343
Electronics, Computer Tech	Instr Supplies-Repair Parts	11000	353000	433000	093400	500	500	75
Electronics, Computer Tech	Supplies	11000	353000	451000	093400	1,250	1,250	188
Electronics, Computer Tech	Food Supplies	11000	353000	471000	093400	-	250	38
Air Conditioning/Refrigeration	Instr Supplies and Materials	11000	353510	431000	094600	12,694	12,694	1,904
Air Conditioning/Refrigeration	Supplies	11000	353510	451000	094600	475	475	71
Welding	Instr Supplies and Materials	11000	353520	431000	095650	27,450	27,450	4,118
Welding	Instr Supplies-Repair Parts	11000	353520	433000	095650	2,520	2,520	378
Welding	Supplies	11000	353520	451000	095650	250	250	38
Public Safety Programs	Instr Supplies and Materials	11000	355000	431000	125100	4,000	4,000	600
Public Safety Programs	Instr Supplies and Materials	11000	355000	431000	210500	1,800	1,800	270
Public Safety Programs	Instr Supplies and Materials	11000	355000	431000	213300	16,215	16,215	2,432
Public Safety Programs	Instr Supplies-Repair Parts	11000	355000	433000	213300	2,800	2,800	420
Public Safety Programs	Supplies	11000	355000	451000	125100	1,350	1,350	203

**INCREASE IN SUPPLIES BUDGETS
UNRESTRICTED GENERAL FUND**

DEPARTMENT	DESCRIPTION	ACCOUNT NUMBER				2022-23 ADOPTED BUDGET	2023-24 STATUS QUO BUDGET	2023-24 15% INCREASE
		FUND	ORG	ACCT	PROG			
Public Safety Programs	Supplies	11000	355000	451000	210500	\$ 250	\$ 250	\$ 38
Public Safety Programs	Supplies	11000	355000	451000	213300	5,580	5,580	837
Mental Health	Instr Supplies and Materials	11000	355500	431000	123900	3,000	3,000	450
Mental Health	Supplies	11000	355500	451000	123900	250	250	38
Respiratory Technology	Instr Supplies and Materials	11000	356000	431000	121000	7,098	7,098	1,065
Respiratory Technology	Supplies	11000	356000	451000	121000	1,400	1,400	210
Radiologic Technology	Instr Supplies and Materials	11000	356500	431000	122500	7,760	7,760	1,164
Radiologic Technology	Supplies	11000	356500	451000	122500	1,500	1,500	225
Kinesiology Division	Supplies	11000	360000	451000	601000	6,900	6,900	1,035
Dance	Instr Supplies and Materials	11000	361000	431000	100800	7,000	7,000	1,050
Dance	Supplies	11000	361000	451000	100800	560	560	84
Kinesiology-General	Instr Supplies and Materials	11000	363000	431000	083500	29,841	29,841	4,476
Athletics-General	Instr Supplies and Materials	11000	364000	431000	083550	77,534	77,534	11,630
Athletics-General	Supplies	11000	364000	451000	083550	41,721	41,721	6,258
Exercise Science/Wellness Center	Supplies	11000	365000	451000	083600	1,704	1,704	256
Arts Division	Supplies	11000	370000	451000	601000	8,500	8,500	1,275
Fine Arts	Instr Supplies and Materials	11000	371000	431000	100100	15,229	15,075	2,261
Fine Arts	Instr Supplies-Repair Parts	11000	371000	433000	100100	1,400	1,400	210
Fine Arts	Supplies	11000	371000	451000	100100	7,275	7,275	1,091
Commercial Art	Instr Supplies and Materials	11000	371010	431000	101300	5,475	5,475	821
Commercial Art	Supplies	11000	371010	451000	101300	6,975	6,975	1,046
Commercial Art	Supplies-Promotional Items	11000	371010	453200	101300	1,500	1,500	225
Radio, Television	Instr Supplies and Materials	11000	371040	431000	060400	9,575	9,575	1,436
Radio, Television	Supplies	11000	371040	451000	060400	2,000	2,000	300
Journalism	Instr Supplies and Materials	11000	371050	431000	060200	2,000	2,000	300
Music	Instr Supplies and Materials	11000	372000	431000	100400	24,428	24,428	3,664
Music-Choral	Instr Supplies and Materials	11000	372010	431000	100400	10,900	10,900	1,635
Music-Choral	Supplies	11000	372010	451000	100400	900	900	135
Music-Instrumental	Instr Supplies and Materials	11000	372020	431000	100400	8,600	8,600	1,290
Music-Instrumental	Supplies	11000	372020	451000	100400	800	800	120
Music-Jazz Band	Instr Supplies and Materials	11000	372040	431000	100400	8,400	8,400	1,260
Music-Jazz Band	Supplies	11000	372040	451000	100400	500	500	75
Theater	Instr Supplies and Materials	11000	373000	431000	100700	28,225	28,225	4,234
Theater	Supplies	11000	373000	451000	100700	2,737	2,737	411

**INCREASE IN SUPPLIES BUDGETS
UNRESTRICTED GENERAL FUND**

DEPARTMENT	DESCRIPTION	ACCOUNT NUMBER				2022-23 ADOPTED BUDGET	2023-24 STATUS QUO BUDGET	2023-24 15% INCREASE
		FUND	ORG	ACCT	PROG			
Art Gallery	Books, Magazines, Periodicals/Fees	11000	374000	421000	614000	\$ 750	\$ 750	\$ 113
Art Gallery	Supplies	11000	374000	451000	614000	2,200	2,200	330
Photography	Instr Supplies and Materials	11000	375000	431000	101100	6,500	6,500	975
Photography	Supplies	11000	375000	451000	101100	3,450	3,450	518
Computer Graphics	Instr Supplies and Materials	11000	376000	431000	103000	18,100	18,100	2,715
Research and Instit Effectiveness	Supplies	11000	379000	451000	660000	953	953	143
Grants Office	Supplies	11000	380000	451000	679000	761	761	114
Dual Enrollment	Supplies	11000	394000	451000	499900	1,000	1,000	150
Dual Enrollment	Food Supplies	11000	394000	471000	499900	1,000	1,000	150
Non Credit Adult Education	Supplies	11000	410000	451000	601000	9,000	9,000	1,350
AE-Vocational	Supplies	11000	410300	451000	601000	3,000	3,000	450
AE-ESL	Instr Supplies and Materials	11000	410500	431000	493087	7,000	7,000	1,050
AE-ESL	Supplies	11000	410500	451000	493087	2,433	2,433	365
AE Language Learning Center	Instr Supplies and Materials	11000	410530	431000	493000	4,300	4,300	645
AE Language Learning Center	Supplies	11000	410530	451000	493000	3,530	3,530	530
AE-Older Adults	Instr Supplies and Materials	11000	412000	431000	000000	5,869	5,869	880
AE-Older Adults	Supplies	11000	412000	451000	601000	3,000	3,000	450
AE Voc HO-CNA	Instr Supplies and Materials	11000	412230	431000	123030	250	250	38
AE ABE	Textbooks	11000	421000	411000	493000	3,300	3,300	495
AE ABE	Instr Supplies and Materials	11000	421000	431000	493000	1,000	1,000	150
AE ABE	Supplies	11000	421000	451000	493000	3,000	3,000	450
AE ABE	Supplies-Computer Parts/Supplies	11000	421000	451500	493000	6,000	6,000	900
AE BS-High School	Textbooks	11000	421500	411000	493062	1,000	1,000	150
AE BS-High School	Instr Supplies and Materials	11000	421500	431000	493062	5,100	5,100	765
AE BS-High School	Supplies	11000	421500	451000	493062	5,747	5,747	862
AE BS-HS Summer Sch	Supplies	11000	422000	451000	493062	3,000	3,000	450
AE BS-Bonita USD	Instr Supplies and Materials	11000	422010	431000	493062	1,500	1,500	225
AE BS-Pomona USD	Instr Supplies and Materials	11000	422020	431000	493062	3,374	3,374	506
AE BS-Walnut USD	Instr Supplies and Materials	11000	422030	431000	493062	1,536	1,536	230
AE BS-Hacienda LaPuente USD	Instr Supplies and Materials	11000	422040	431000	493062	2,864	2,864	430
AE BS-Rowland USD	Instr Supplies and Materials	11000	422070	431000	493062	1,000	1,000	150
AE BS-Baldwin Park USD	Instr Supplies and Materials	11000	422080	431000	493062	1,523	1,500	225
AE BS-Alhambra USD	Instr Supplies and Materials	11000	422100	431000	493062	832	832	125
AE BS-Covina USD	Instr Supplies and Materials	11000	422120	431000	493062	2,000	2,000	300

**INCREASE IN SUPPLIES BUDGETS
UNRESTRICTED GENERAL FUND**

DEPARTMENT	DESCRIPTION	ACCOUNT NUMBER				2022-23 ADOPTED BUDGET	2023-24 STATUS QUO BUDGET	2023-24 15% INCREASE
		FUND	ORG	ACCT	PROG			
AE BS-Charter Oak USD	Instr Supplies and Materials	11000	422130	431000	493062	\$ 500	\$ 500	\$ 75
Vice President Student Services	Supplies-Office	11000	500000	452400	660000	1,546	1,546	232
Vice President Student Services	Food Supplies	11000	500000	471000	660000	275	275	41
Career Center	Textbooks	11000	501000	411000	647000	8,000	8,000	1,200
Career Center	Supplies	11000	501000	451000	647000	3,250	3,250	488
Transfer Center	Supplies	11000	501500	451000	633000	-	3,250	488
Admissions and Records	Books, Magazines, Periodicals/Fees	11000	502000	421000	620000	770	770	116
Admissions and Records	Supplies	11000	502000	451000	620000	13,706	13,706	2,056
International Student Program	Supplies	11000	502100	451000	620000	4,700	4,700	705
International Student Program	Supplies-Promotional Items	11000	502100	453200	620000	11,000	11,000	1,650
International Student Program	Food Supplies	11000	502100	471000	620000	2,500	2,500	375
Assessment and Matriculation	Instr Supplies and Materials	11000	503000	431000	632000	1,000	1,000	150
Assessment and Matriculation	Supplies	11000	503000	451000	632000	1,000	1,000	150
Financial Aid	Supplies	11000	504000	451000	646000	4,669	4,669	700
Veteran's Services	Supplies	11000	504100	451000	648000	3,500	3,500	525
Veteran's Services	Supplies-Promotional Items	11000	504100	453200	648000	1,250	1,250	188
Marketing and Communications	Books, Magazines, Periodicals/NFees	11000	505000	421500	671000	400	400	60
Marketing and Communications	Supplies	11000	505000	451000	671000	4,228	4,228	634
Marketing and Communications	Supplies-Promotional Items	11000	505000	453200	671000	1,000	1,000	150
Counseling and Guidance	Instr Supplies and Materials	11000	510000	431000	631000	52,400	52,400	7,860
Counseling and Guidance	Supplies	11000	510000	451000	631000	4,200	4,200	630
Special Programs	Supplies	11000	510100	451000	631000	1,000	1,000	150
Special Programs	Food Supplies	11000	510100	471000	631000	700	700	105
High School Outreach	Supplies	11000	512000	451000	645000	2,814	2,814	422
Bridge Program	Textbooks	11000	513000	411000	493000	8,600	8,600	1,290
Bridge Program	Instr Supplies and Materials	11000	513000	431000	493000	500	500	75
Bridge Program	Supplies	11000	513000	451000	493000	2,500	2,500	375
Student Services Division	Supplies	11000	520000	451000	645000	225	225	34
Student Life	Supplies	11000	521000	451000	645000	200	200	30
Lead Program, Student Life	Supplies	11000	521100	451000	645000	200	200	30
DSPS-Tram Service	Supplies	11000	522200	451000	642000	1,853	1,853	278
EOPS	Supplies	11000	523000	451000	643000	2,129	2,129	319
VP Administrative Services	Supplies	11000	600000	451000	660000	3,000	3,000	450
Fiscal Services	Supplies	11000	610000	451000	672000	6,000	6,000	900

**INCREASE IN SUPPLIES BUDGETS
UNRESTRICTED GENERAL FUND**

DEPARTMENT	DESCRIPTION	ACCOUNT NUMBER				2022-23 ADOPTED BUDGET	2023-24 STATUS QUO BUDGET	2023-24 15% INCREASE
		FUND	ORG	ACCT	PROG			
Cashier's Office	Supplies	11000	614000	451000	672000	\$ 2,000	\$ 2,000	\$ 300
Design and Construction	Supplies	11000	620000	451000	659000	4,000	4,000	600
Energy Services	Supplies	11000	620110	451000	659000	500	500	75
Maintenance and Operations	Supplies	11000	620200	451000	659000	4,500	4,500	675
Maintenance	Supplies	11000	621000	451000	651000	140,157	140,000	21,000
Maintenance-Carpentry	Supplies	11000	621100	451000	651000	8,500	8,500	1,275
Maintenance-HVAC	Supplies	11000	621200	451000	651000	49,000	49,000	7,350
Maintenance-Locksmith	Supplies	11000	621300	451000	651000	15,000	15,000	2,250
Maintenance-Painting	Supplies	11000	621400	451000	651000	17,000	17,000	2,550
Maintenance-Plumbing	Supplies	11000	621500	451000	651000	22,250	27,227	4,084
Maintenance-Skilled Craft	Supplies	11000	621600	451000	651000	11,000	11,000	1,650
Maintenance-Electrical	Supplies	11000	621800	451000	651000	22,000	22,000	3,300
Grounds	Supplies	11000	622000	451000	655000	117,700	117,700	17,655
Grounds-Irrigation	Supplies	11000	622200	451000	655000	21,500	21,500	3,225
Transportation	Supplies	11000	623000	451000	651000	77,331	77,232	11,585
Transportation	Vehicle Supplies-Fuel	11000	623000	461200	651000	179,523	179,523	26,928
Warehouse	Supplies	11000	624000	451000	677000	1,999	1,999	300
Custodial	Supplies	11000	625000	451000	653000	35,200	35,200	5,280
Parking Services	Supplies	11000	631000	451000	695000	3,000	3,000	450
Purchasing	Supplies	11000	640000	451000	677000	6,500	6,500	975
Mail Services	Supplies	11000	641000	451000	677000	350	350	53
Safety and Risk Management	Supplies	11000	650000	451000	677000	5,301	1,750	263
Env Safety/Emergency Services	Supplies	11000	650150	451000	677000	3,200	3,200	480
Office of Information Technology	Books, Magazines, Periodicals/NFees	11000	660000	421500	678000	400	400	60
Office of Information Technology	Supplies	11000	660000	451000	678000	2,965	2,965	445
Information Technology	Books, Magazines, Periodicals/Fees	11000	661000	421000	678000	375	375	56
Information Technology	Software-Under \$500	11000	661000	441000	678000	2,000	2,000	300
Information Technology	Supplies	11000	661000	451000	677000	21,585	21,585	3,238
Information Technology	Supplies	11000	661000	451000	678000	27,145	27,145	4,072
Information Technology	Supplies-Computer Parts/Supplies	11000	661000	451500	678000	32,356	32,356	4,853
Printing Services	Supplies	11000	663000	451000	677000	28,126	28,126	4,219
Event Services	Supplies	11000	670000	451000	683000	8,000	8,000	1,200
Performing Arts Operations	Supplies	11000	671000	451000	683000	59,048	58,450	8,768
Broadcast Services	Supplies	11000	672000	451000	613000	43,107	39,049	5,857

**INCREASE IN SUPPLIES BUDGETS
UNRESTRICTED GENERAL FUND**

DEPARTMENT	DESCRIPTION	ACCOUNT NUMBER				2022-23 ADOPTED BUDGET	2023-24 STATUS QUO BUDGET	2023-24 15% INCREASE
		FUND	ORG	ACCT	PROG			
Great Classified Retreat	Instr Supplies and Materials	11000	900331	431000	675000	\$ 200	\$ 200	\$ 30
Instruction-Institutional	Instr Supplies and Materials	11000	900610	431000	000000	18,466	18,466	2,770
Instruction-Institutional	Supplies	11000	900610	451000	000000	1,050	1,050	158
Classified Senate	Supplies	11000	900620	451000	679000	1,000	1,000	150
Academic Senate	Supplies	11000	900660	451000	603000	1,300	1,300	195
Academic Senate	Supplies-Printing	11000	900660	452700	603000	300	300	45
Commencement-Admissions and Records	Supplies-Commencement	11000	900710	451400	645000	9,709	9,709	1,456
Behavior & Wellness Team	Books, Magazines, Periodicals/Fees	11000	900720	421000	649000	300	300	45
Behavior & Wellness Team	Supplies-Promotional Items	11000	900720	453200	649000	2,950	2,950	443
Fiscal Services-Institutional	Supplies	11000	900850	451000	672000	10,000	10,000	1,500
Photo ID	Supplies	11000	900860	451000	672000	20,066	12,235	1,835
Warehouse-Stores	Instr Supplies and Materials	11000	960400	431000	677000	131,796	131,796	19,769
Warehouse-Stores	Supplies	11000	960400	451000	659000	40,000	40,000	6,000
Warehouse-Stores	Supplies	11000	960400	451000	677000	38,550	38,550	5,783
Warehouse-Stores	Supplies-Custodial	11000	960400	451600	659000	245,392	220,049	33,007
TOTAL						\$2,759,811	\$2,707,101	\$ 406,080

**2022-23 PURCHASES IN PROGRESS
UNRESTRICTED GENERAL FUND**

Merchandise Not Received or Services Not Completed by June 30, 2023

PURCHASE ORDER NO	VENDOR ID	VENDOR	ACCOUNT NUMBER	Amount
P0074942	A01421783	Apple Computer Inc	11000 620000 451000 659000	\$ 130
P0076579	A03278791	Assa Abloy Entrance Systems US Inc	11000 621000 564500 651000	10,122
P0077074	A03282011	Biometrics4ALL Inc	11000 900320 641600 673000	162
P0077074	A03282011	Biometrics4ALL Inc	11000 900320 584000 673000	1,590
P0077074	A03282011	Biometrics4ALL Inc	11000 900320 641600 673000	1,126
P0077074	A03282011	Biometrics4ALL Inc	11000 900320 584000 673000	1,340
P0077074	A03282011	Biometrics4ALL Inc	11000 900320 641600 673000	4,126
P0077718	A02976336	California Canopy	11900 364000 641200 83550	9,554
P0076600	A03213333	CDI Network	11900 200000 561600 673000	2,069
P0077465	A01422023	Centerpoint Communication	11000 671000 589000 683000	1,600
P0077483	A01422023	Centerpoint Communication	11000 200000 641700 673000	27,439
P0077571	A01422023	Centerpoint Communication	11000 522000 589000 642000	6,500
P0073683	A01422023	Centerpoint Communication	11000 200000 641700 673000	6,936
P0077255	A03284844	Clay Planet	11000 371000 641300 100100	6,254
P0077178	A02894679	DiaMedical USA Equipment LLC	11000 350000 564000 129900	2,545
P0069234	A02771086	Ellucian Company LP	11000 661000 584000 678000	1,760
P0077551	A02771086	Ellucian Company LP	11900 661000 561000 678000	56,050
P0076408	A01422445	Fisher Scientific Co LLC	11000 312500 431000 190500	157
P0075445	A01422445	Fisher Scientific Co LLC	11000 313500 431000 40100	325
P0077723	A01422502	GNA Brook Fire Protection Inc	11000 620000 451000 651000	4,638
P0074685	A02825370	Golf Cars of Riverside Inc	11000 330000 641400 601000	18,312
P0075976	A03263365	Halco Service Corporation	11000 621000 564000 651000	5,700
P0076465	A03272579	Harbor Truck Bodies Inc	11000 623000 641400 651000	5,892
P0077620	A03237297	LHH Recruitment Solutions	11000 641000 561000 677000	1,156
P0077687	A01423088	Morse Watchmans Inc	11000 661000 641700 678000	13,971
P0077664	A03289255	MTI Enterprises Inc	11000 373000 582000 100700	900
P0077664	A03289255	MTI Enterprises Inc	11000 373000 563000 100700	986
P0077664	A03289255	MTI Enterprises Inc	11000 373000 431000 100700	1,039
P0075331	A03100598	Nalco Water	11000 620110 564500 659000	63,451
P0074569	A02835068	Oracle America Inc	11000 661000 584000 678000	9,413

**2022-23 PURCHASES IN PROGRESS
UNRESTRICTED GENERAL FUND
Merchandise Not Received or Services Not Completed by June 30, 2023**

PURCHASE ORDER NO	VENDOR ID	VENDOR	ACCOUNT NUMBER	Amount
P0072004	A01423232	P2S Inc	11900 620110 561000 659000	\$ 22,650
P0075774	A01423329	Pitney Bowes	11000 641000 564500 677000	1,470
P0075975	A01423329	Pitney Bowes	11000 641000 563000 677000	283
P0077626	A02777311	Pivot Interiors Inc	11900 410000 641400 679000	23,031
P0076706	A03279969	PMSquare LLC	11900 200000 561000 673000	49,600
P0077219	A01423338	Pocket Nurse Medical Supply	11000 350000 641300 129900	2,491
P0077200	A03150121	Production Access Group LLC	11000 671000 641600 683000	2,349
P0077200	A03150121	Production Access Group LLC	11000 671000 641500 683000	5,554
P0077215	A03228198	Sculpture Depot	11000 371000 641200 100100	773
P0077049	A01423587	Sehi Computer Products	11000 380000 641600 679000	1,844
P0077412	A01423587	Sehi Computer Products	11000 900360 641600 679000	2,636
P0076578	A03033982	Shannon Diversified Inc	11000 625000 589000 653000	125
P0073078	A02714191	SHI International Corp.	11000 661000 584000 678000	2,886
P0077651	A01436594	Shimadzu Scientific Instruments	11000 312500 564500 190500	3,636
P0074237	A01423636	Sirius Computer Solutions	11900 661000 561000 678000	8,370
P0077402	A01423687	Spectrum Chemical MFG Corp	11000 313500 431000 40100	1,191
P0066739	A01423733	Strata Information Group	11000 664000 561000 678000	12,401
P0066739	A01423733	Strata Information Group	11900 664000 561000 678000	16,190
P0074785	A02677490	Sunbelt Controls Inc	11000 620110 564000 659000	10,099
P0077203	A01423762	Sweetwater Sound Inc	11000 372000 431000 100400	1,138
TOTAL				\$ 433,960

**2022-23 CARRYOVER BUDGETS TO 2023-24
ONE-TIME BUDGET INCREASES
UNRESTRICTED GENERAL FUND**

ACCOUNT NUMBER					ACCOUNT NAME	DESCRIPTION	TOTAL
FUND	ORG	ACCT	PROG	ACTV			
11900	900242	721000	731000		Intrafund Transfer-Out	Management Travel and Conference	\$ 174,148
11900	900330	721000	731000		Intrafund Transfer-Out	Faculty Staff Development	76,140
TOTAL - HUMAN RESOURCES							\$ 250,288
11901	900640	641300	000000		New Equipment-\$1,000 to \$4,999	Instructional Equipment Carryover	\$ 1,797,445
11900	364000	451000	083550		Supplies	Removal of Joe Mountie	6,400
11900	364000	589000	083550		Other Services	Removal of Joe Mountie	6,000
TOTAL - INSTRUCTION							\$ 1,809,845
11900	534200	431500	644000		Instructional Materials	Smoke-Free Campus	\$ 1,411
11900	534200	453200	644000		Supplies-Promotional Items	Smoke-Free Campus	5,419
11900	534200	589000	644000		Other Services	Smoke-Free Campus	7,690
TOTAL - STUDENT SERVICES							\$ 14,520
11900	661000	232000	678000	2100	Professional Experts	Convert documents to accessible formats	\$ 10,116
11900	661000	321000	678000	2100	Professional Experts	Convert documents to accessible formats	810
11900	661000	331000	678000	2100	Professional Experts	Convert documents to accessible formats	188
11900	661000	335000	678000	2100	Professional Experts	Convert documents to accessible formats	151
11900	661000	351000	678000	2100	Professional Experts	Convert documents to accessible formats	5
11900	661000	361000	678000	2100	Professional Experts	Convert documents to accessible formats	141
11900	661000	381000	678000	2100	Professional Experts	Convert documents to accessible formats	303
11900	661000	584000	678000		Computer Related Technologies	Outside vendor to perform complex document conversions for Accreditation to comply with ADA	1,626
11900	661000	641700	678000		Equipment	Emergency equipment replacement	76,003

**2022-23 CARRYOVER BUDGETS TO 2023-24
ONE-TIME BUDGET INCREASES
UNRESTRICTED GENERAL FUND**

ACCOUNT NUMBER					ACCOUNT NAME	DESCRIPTION	TOTAL
FUND	ORG	ACCT	PROG	ACTV			
11900	610000	561000	672000		Contracted Services	Self-service training and consulting services for Finance Module	\$ 43,365
11900	620000	564500	659000		Maintenance Agreements	Chargepoint cloud plans renewal	84,281
11900	620000	564500	659000		Maintenance Agreements	Chargepoint assure maintenance and management renewals	91,739
11900	900800	721000	731000		Intrafund Transfer-Out	Student Printing Management System	17,518
TOTAL - ADMINISTRATIVE SERVICES							\$ 326,246
TOTAL CARRYOVERS							\$ 2,400,899

2014-15 NEW RESOURCES ALLOCATION REQUESTS PHASE 1
(Approved by President's Cabinet March 24, 2015)
As of June 30, 2023

DEPARTMENT-ORG/ CONTACT STAFF	DESCRIPTION	ACCOUNT NUMBER					TOTAL FUNDED	TOTAL EXPENDITURES FY 2015-16 FY 2021-22	TOTAL CARRYOVER TO FY 2022-23	TOTAL EXPENDITURES FY- 2022-23	TOTAL CARRYOVER TO FY 2023-24
		FUND	ORG	ACCT	PROG	ACTV					
Technical Services Kevin Owen	Implement Event Services Calendar and Labor Distribution Tracking Software	11900	670000	561000	683000		\$ 234,827	\$ 222,632	\$ 11,962	\$ 10,000	\$ 1,962
		11900	670000	521500	683000		-	-	3,920	3,920	-
TOTAL - ADMINSTRATIVE SERVICES							\$ 234,827	\$ 222,632	\$ 15,882	\$ 13,920	\$ 1,962
GRAND TOTAL							\$ 234,827	\$ 222,632	\$ 15,882	\$ 13,920	\$ 1,962

2015-16 NEW RESOURCES ALLOCATION REQUESTS PHASE 4
(Approved by President's Cabinet October 13, 2015)
As of June 30, 2023

DEPARTMENT-ORG/ CONTACT STAFF	DESCRIPTION	ACCOUNT NUMBER					TOTAL FUNDED	TOTAL EXPENDITURES FY 2015-16 FY 2021-22	TOTAL CARRYOVER TO FY 2022-23	UNEXPENDED BUDGETS FY 2022-23	TOTAL EXPENDITURES FY 2022-23	TOTAL CARRYOVER TO FY 2023-24
		FUND	ORG	ACCT	PROG	ACTV						
Human Resources Sohka Song	Pre-employment Background Investigations	11908	200000	561000	673000		\$ 5,280	\$ 4,250	\$ 1,030	\$ -	\$ 70	\$ 960
TOTAL - HUMAN RESOURCES							\$ 5,280	\$ 4,250	\$ 1,030	\$ -	\$ 70	\$ 960
Aspire Francisco Dorame	Supplies/Printing	11908	513400	589200	645000		\$ 8,038	\$ 4,298	\$ 3,740	\$ 70	\$ 3,670	\$ -
TOTAL - STUDENT SERVICES							\$ 8,038	\$ 4,298	\$ 3,740	\$ 70	\$ 3,670	\$ -
Information Technology Antonio Bangloy	Document Management - Phase 2 - Moving to Paperless Processes	11908	661000	561000	678000		\$ 96,373	\$ 45,813	\$ 25,560	\$ -	\$ 15,714	\$ 9,846
		11908	661000	232000	678000	2100	-	20,880	3,390	-	-	3,390
		11908	661000	3XXXXX	678000	2100	-	629	102	-	-	102
Public Safety Michael Williams	Keyboards for Patrol Vehicles/Equipment for Increased Staffing	11908	631000	451000	695000		20,470	19,971	499	116	383	-
Public Safety Michael Williams	Increase Training Budget to Enhance Training for Existing Employees	11908	631000	521000	695000		12,583	12,346	237	237	-	-
		11908	631000	589200	695000		-	-	-	(384)	384	-
Public Safety Michael Williams	Public Safety Vehicles - funded by redirecting unused fund balances	11908	631000	641400	695000		49,117	49,023	94	94	-	-
TOTAL - ADMINSTRATIVE SERVICES							\$ 178,543	\$ 148,662	\$ 29,882	\$ 63	\$ 16,481	\$ 13,338
GRAND TOTAL							\$ 191,861	\$ 157,210	\$ 34,652	\$ 133	\$ 20,221	\$ 14,298

2016-17 NEW RESOURCES ALLOCATION REQUESTS PHASE 5
(Approved by President's Cabinet on July 26, 2016)
As of June 30, 2023

DEPARTMENT-ORG/ CONTACT STAFF	DESCRIPTION	ACCOUNT NUMBER					TOTAL FUNDED	TOTAL EXPENDITURES FY 2016-17 TO FY 2021-22	TOTAL TO CARRYOVER TO FY 2022-23	TOTAL EXPENDITURES FY 2022-23	TOTAL TO CARRYOVER TO FY 2023-24
		FUND	ORG	ACCT	PROG	ACTV					
Academic Senate Kelly Fowler	Climate Sustainability Action Plan	11909	900215	589000	660000		\$ 18,693	\$ -	\$ 18,693	\$ -	\$ 18,693
TOTAL - INSTRUCTION							\$ 18,693	\$ -	\$ 18,693	\$ -	\$ 18,693
Technical Services/Event Services Kevin Owen / Chris Rodriguez	Refurbish the Carpeting and Audiovisual Systems in the Teleconference Room, Building 6-160	11909	672500	641700	613000		\$ 59,977	\$ 55,577	\$ 4,400	\$ 4,400	\$ -
TOTAL - ADMINISTRATIVE SERVICES							\$ 59,977	\$ 55,577	\$ 4,400	\$ 4,400	\$ -
GRAND TOTAL							\$ 78,670	\$ 55,577	\$ 23,093	\$ 4,400	\$ 18,693

2016-17 NEW RESOURCES ALLOCATION REQUESTS PHASE 6
 (Approved by President's Cabinet November 1, 2016 and Reaffirmed March 21, 2017)
 As of June 30 2023

DEPARTMENT-ORG/ CONTACT STAFF	DESCRIPTION	ACCOUNT NUMBER					TOTAL FUNDED	TOTAL EXPENDITURES FY 2016-17 TO FY 2021-22	TOTAL CARRYOVER TO FY 2022-23	UNEXPENDED BUDGETS FY 2022-23	TOTAL EXPENDITURES FY 2022-23	TOTAL CARRYOVER TO FY 2023-24
		FUND	ORG	ACCT	PROG	ACTV						
Academic Senate Kelly Fowler	Consultants-Sustainability Action plan	11910	900215	141000	660000	1200	\$ 30,000	\$ -	\$ 13,798	\$ -	\$ 11,386	\$ 2,412
		11910	900215	3XXXXX	660000	1200	-	-	3,362	-	2,563	799
		11910	900215	142000	660000	1200	-	-	1,127	-	1,127	-
Business Division Jennifer Galbraith	Student Workers for Business Division	11910	330000	231000	070100	2100	14,136	13,767	757	757	-	-
		11910	330000	3XXXXX	070100	2100	864	466	11	11	-	-
TOTAL - INSTRUCTION							\$ 45,000	\$ 14,233	\$ 19,055	\$ 768	\$ 15,076	\$ 3,211
Technical Services Kevin Owen / Mike Nichols	Centralized Integrated Security Camera System - Phase 1	11910	672000	564500	613000		\$ 15,170	\$ 122	\$ 3,360	\$ -	\$ 840	\$ 2,520
TOTAL - ADMINISTRATIVE SERVICES							\$ 15,170	\$ 122	\$ 3,360	\$ -	\$ 840	\$ 2,520
GRAND TOTAL							\$ 60,170	\$ 14,355	\$ 22,415	\$ 768	\$ 15,916	\$ 5,731

2017-2018 NEW RESOURCES ALLOCATION REQUESTS PHASE 7
Approved by President's Cabinet on July 11, 2017 and August 8, 2017
As of June 30, 2023

DEPARTMENT-ORG/ CONTACT STAFF	DESCRIPTION	ACCOUNT NUMBER					TOTAL FUNDED	TOTAL ONE-TIME EXPENDITURES FY 2017-18 TO FY 2021-22	TOTAL CARRYOVER TO FY 2022-23	TOTAL EXPENDITURES FY 2022-23	TOTAL CARRYOVER TO FY 2023-24
		FUND	ORG	ACCT	PROG	ACTV					
Human Resources Sokha Song	Diversity Training and Implementation	11911	999990	589920	000000		\$ 14,000	\$ -	\$ 14,000	\$ -	\$ 14,000
TOTAL-HUMAN RESOURCES							\$ 14,000	\$ -	\$ 14,000	\$ -	\$ 14,000
Fiscal Services Marisa Ziegenhohn	Ellucian Consultants - Fixed Asset Module	11911	999990	589920	000000		\$ 9,500	\$ -	\$ 9,500	\$ -	\$ 9,500
TOTAL-ADMINISTRATIVE SERVICES							\$ 9,500	\$ -	\$ 9,500	\$ -	\$ 9,500
GRAND TOTAL							\$ 23,500	\$ -	\$ 23,500	\$ -	\$ 23,500

2017-2018 NEW RESOURCES ALLOCATION REQUESTS PHASE 8
(Approved by President's Cabinet on October 31, 2017)
As of June 30, 2023

DEPARTMENT-ORG/ CONTACT STAFF	DESCRIPTION	ACCOUNT NUMBER					TOTAL FUNDED	TOTAL EXPENDITURES FY 2017-18 TO 2021-22	TOTAL CARRYOVER TO FY 2022-23	UNEXPENDED BUDGETS FY 2022-23	TOTAL EXPENDITURES FY 2022-23	TOTAL CARRYOVER TO FY 2023-24
		FUND	ORG	ACCT	PROG	ACTV						
Athletics Joe Jennum	Increase supply budget for new sports offerings, increase budget for entry fees, and increase budget for travel and meals.	11912	364000	431000	083550		\$ 12,440	\$ 11,336	\$ 57	\$ 57	\$ -	\$ -
TOTAL-INSTRUCTION							\$ 12,440	\$ 11,336	\$ 57	\$ 57	\$ -	\$ -
Fiscal Services Delana Miller / Marisa Ziegenhohn	Temporary support Fiscal Services operations	11912	611000	561000	672000		\$ 59,880	\$ -	\$ 59,880	\$ -	\$ 59,880	\$ -
TOTAL-ADMINISTRATIVE SERVICES							\$ 59,880	\$ -	\$ 59,880	\$ -	\$ 59,880	\$ -
GRAND TOTAL							\$ 72,320	\$ 11,336	\$ 59,937	\$ 57	\$ 59,880	\$ -

2017-18 NEW RESOURCES ALLOCATION REQUESTS PHASE 9
 (Approved By President's Cabinet on May 8, 2018, May 11, 2018 and July 17, 2018)
 As of June 30, 2023

DEPARTMENT-ORG/ CONTACT STAFF	DESCRIPTION	ACCOUNT NUMBER					TOTAL FUNDED	TOTAL EXPENDITURES FY 2017-18 TO FY 2021-22	TOTAL CARRYOVER TO 2022-23	UNEXPENDED BUDGETS FY 2022-23	TOTAL EXPENDITURES FY 2022-23	TOTAL CARRYOVER TO FY 2023-24
		FUND	ORG	ACCT	PROG	ACTV						
Marketing and Communication Mai Uyen	Funding for marketing Summer/Fall enrollment	11913	505000	583000	671000		\$ 49,870	\$ 49,587	\$ 283	\$ -	\$ -	\$ 283
TOTAL - PRESIDENT							\$ 49,870	\$ 49,587	\$ 283	\$ -	\$ -	\$ 283
Human Resources Sohka Song	Interpreter services	11913	200000	231200	673000	2100	\$ 18,868	\$ 9,168	\$ 2,152	\$ 1	\$ 2,152	\$ -
		11913	200000	3XXXX	673000	2100	1,132	3,688	715	30	684	-
Human Resources Sohka Song	Fit for Duty medical exams	11913	900300	511000	673000		25,000	20,487	4,513	-	-	4,513
TOTAL - HUMAN RESOURCES							\$ 45,000	\$ 33,343	\$ 7,380	\$ 31	\$ 2,836	\$ 4,513
Business Consumer Sciences, Design Technology Jennifer Galbraith	Increased maintenance budget for equipment	11913	336000	564000	130100		\$ 23,905	\$ -	\$ 23,905	\$ -	\$ 10,669	\$ 13,236
Kinesiology Joe Jennum	Increase budgets for meals, travel, and entry fees for 22 teams	11913	364000	582000	083550		68,100	-	313	-	-	313
TOTAL - INSTRUCTION							\$ 92,005	\$ -	\$ 24,218	\$ -	\$ 10,669	\$ 13,549
Behavior and Wellness Team (BWT) Thomas Mauch	Travel and conference for 5 members of the BWT to attend the annual National Behavior Intervention Team Association (NaBITA) convention in San Antonio, Texas	11913	900720	589200	649000		\$ 10,000	\$ -	\$ 261	\$ -	\$ -	\$ 261
TOTAL - STUDENT SERVICES							\$ 10,000	\$ -	\$ 261	\$ -	\$ -	\$ 261
Information Technology Anthony Moore	Technical Training	11913	661000	561000	678000		\$ 50,000	\$ -	\$ 22,000	\$ -	\$ 21,460	\$ 540
		11913	661000	584000	678000		-	-	14,000	-	14,000	-
		11913	661000	521000	678000		-	-	14,000	-	14,000	-
Information Technology / Fiscal Services Eric Turner / Delana Miller	Website Accessibility Project - Phase I, Includes \$5,000 for Fiscal Services	11913	661000	561000	678000		25,000	11,335	11,665	-	-	11,665
Fiscal Services Delana Miller	Additional funds to complete implementation of the Questica Budget Software	11913	610000	584000	672000		100,000	98,337	1,663	-	-	1,663
Fiscal Services Delana Miller	Contracted services to develop Self Service Salary Planner to extract daily/weekly job/position control transactional changes	11913	999990	589920	000000		12,000	-	12,000	-	-	12,000
Technical Services Kevin Owen / Chris Rodriguez	Maintenance and replacement budget for maintaining and supporting classroom AV system	11913	672500	641700	613000		4,827	-	1,200	-	-	1,200
Fiscal Services Delana Miller	Ellucian Travel and Non Travel Expense Management powered by Chrome River including Pcard Automation	11913	999990	589920	000000		18,520	-	520	-	-	520
		11913	610000	561000	672000		-	-	10,000	-	9,000	1,000
TOTAL - ADMINISTRATIVE SERVICES							\$ 210,347	\$ 109,672	\$ 87,048	\$ -	\$ 58,460	\$ 28,588
GRAND TOTAL							\$ 407,222	\$ 192,602	\$ 119,190	\$ 31	\$ 71,965	\$ 47,194

2018-19 NEW RESOURCES ALLOCATION PHASE 10
(Approved by President's Cabinet on August 27, 2018 and October 23, 2018)
As of June 30, 2023

DEPARTMENT-ORG/ CONTACT STAFF	DESCRIPTION	ACCOUNT NUMBER					TOTAL FUNDED	TOTAL EXPENDITURES FY 2017-18 TO FY 2021-22	TOTAL CARRYOVER TO FY 2022-23	UNEXPENDED BUDGETS FY 2022-23	TOTAL EXPENDITURE S FY 2022-23	TOTAL CARRYOVER TO FY 2023-24
		FUND	ORG	ACCT	PROG	ACTV						
Human Resources Sohka Song	Workforce Leaves	11914	200000	584000	673000		\$ 35,000	\$ 7,163	\$ 17,238	\$ -	\$ -	\$ 17,238
TOTAL - HUMAN RESOURCES							\$ 35,000	\$ 7,163	\$ 17,238	\$ -	\$ -	\$ 17,238
Arts Michelle Sampat	Hourly Piano Accompanist	11914	372000	231000	100400	2100	\$ 6,288	\$ 836	\$ 5,458	\$ -	\$ 3,542	\$ 1,916
		11914	372000	3XXXXX	100400	2100	389	63	327	-	60	267
Humanities and Social Sciences Karelyn Hoover	Replacement of KVM Extenders to support USB devices	11914	999990	589920	000000		5,985	-	5,985	-	-	5,985
		11914	342000	451500	150600		1,202	1,075	127	-	-	127
		11914	342510	451500	150100		5,664	5,068	596	-	-	596
		11914	343490	451500	220100		858	768	90	-	90	-
		11914	343510	451500	490300		343	307	36	-	36	-
		11914	343515	451500	220100		858	768	90	3	87	-
		11914	345000	451500	200100		1,545	1,382	163	-	-	163
		11914	346000	451500	220800		1,373	1,229	145	-	-	145
		11914	347000	451500	110100		172	154	18	18	-	-
Business Division Jennifer Galbraith	Increase instructional supply budget for Restaurant and Food Services program	11914	336041	431000	130710		10,000	7,585	2,415	-	-	2,415
Kinesiology, Athletics and Dance Joe Jennum	Increase to department supply budget	11914	364000	555000	083550		25,000	-	-	-	(484)	484
		11914	364000	582000	083550		-	-	1,028	-	-	1,028
Humanities and Social Sciences Karelyn Hoover	Classroom supplies	11914	347000	431000	110100		1,000	-	1,000	-	-	1,000
TOTAL - INSTRUCTION							\$ 60,677	\$ 19,233	\$ 17,478	\$ 21	\$ 3,331	\$ 14,126
Technical Services / Division Operations Kevin Owen / Chris Rodriguez	Software for maintenance of emergency mass notification and digital signage	11914	670000	584000	683000		\$ 17,000	\$ 12,021	\$ 4,979	\$ -	\$ -	\$ 4,979
Technical Services / Audio Visual Services Kevin Owen / Chris Rodriguez	Establish replacement program to maintain modern presentation equipment in classrooms	11914	672500	641700	613000		100,000	94,720	5,280	-	1,600	3,680
Facilities Planning and Management Gary Nellesen	Implement campus wide preventive maintenance Phase 2 for major equipment and building systems	11914	620000	561000	659000		120,000	94,738	25,262	-	-	25,262
TOTAL - ADMINISTRATIVE SERVICES							\$ 237,000	\$ 201,479	\$ 35,521	\$ -	\$ 1,600	\$ 33,921
GRAND TOTAL							\$ 332,677	\$ 227,875	\$ 70,237	\$ 21	\$ 4,931	\$ 65,285

**2019-2020 New Resources Allocation Request Phase 11
 (Approved by President's Cabinet on July 23, 2019)
 As of June 30, 2023**

DEPARTMENT-ORG/ CONTACT STAFF	DESCRIPTION	ACCOUNT NUMBER					TOTAL FUNDED	TOTAL EXPENDITURES FY 2019-20 to FY 2020-22	TOTAL CARRYOVER TO FY 2022-23	UNEXPENDED BUDGETS FY 2022-23	TOTAL EXPENDITURES FY 2022-23	TOTAL CARRYOVER TO FY 2023-24
		FUND	ORG	ACCT	PROG	ACTV						
Human Resources Sohka Song	Short-term hourly employees	11916	200000	231000	673000	2100	\$ 39,558	\$ 38,037	\$ 1,521	\$ -	\$ -	\$ 1,521
		11916	200000	3XXXXX	673000	2100	11,942	8,934	3,008	-	-	3,008
Human Resources Sohka Song	Document scanning service	11916	200000	561000	673000		50,000	48,229	1,771	-	-	1,771
TOTAL - HUMAN RESOURCES							\$ 101,500	\$ 95,200	\$ 6,300	\$ -	\$ -	\$ 6,300
Research and Institutional Effectiveness Patricia Quinones	Training for new softwares beyond current staff knowledge	11916	999990	589920	000000		\$ 1,000	\$ -	\$ 10	\$ 10	\$ -	\$ -
		11916	379000	584000	660000		-	-	990	-	990	-
Technology and Health Sara Plesetz	Funding for California Fire Technology Director meetings	11916	999990	589920	000000		2,000	-	2,000	-	-	2,000
		11916	355000	521000	213300		1,000	457	543	-	-	543
Humanities and Social Sciences Karelyn Hoover	Conference and travel for annual professional psychology conferences	11916	999990	589920	000000		7,000	-	7,000	-	-	7,000
Humanities and Social Sciences Karelyn Hoover	Association of Departments of Foreign Languages Membership	11916	999990	589920	000000		155	-	155	-	-	155
Technology and Health Sarah Plesetz	FAA-AT-CTI (Collegiate Training Initiatives) Partnership conferences for Aeronautics program	11916	999990	589920	000000		6,700	2,700	4,000	-	-	4,000
		11916	352000	521000	095000		1,300	1,113	187	-	-	187
Arts Division Michelle Sampat	Weekend of the Arts	11916	999990	589920	000000		1,500	-	306	-	-	306
		11916	371000	231000	100100	2100	-	-	187	187	-	-
		11916	371000	231200	100100	2100	-	392	78	78	-	-
		11916	373000	431000	100700		8,500	929	6,585	-	1,905	4,680
		11916	371000	511000	100100		-	1,000	404	-	-	404
		11916	376000	589201	103000		1,000	493	347	-	-	347
Humanities and Social Sciences / Pride Center Karelyn Hoover	Multipurpose, modular furniture units for the Pride Center.	11916	999990	589920	000000		25,000	-	25,000	-	-	25,000
Commercial and Entertainment Arts Michelle Sampat	Modular printed & social media marketing materials	11916	999990	589920	000000		9,000	-	7,800	-	-	7,800
		11916	376000	585000	103000		-	11	189	-	-	189
		11916	376000	589200	103000		-	979	21	-	-	21
Arts / Commercial and Entertainment Michelle Sampat	Infomercial	11916	999990	589920	000000		5,000	-	5,000	-	-	5,000
TOTAL - INSTRUCTION							\$ 69,155	\$ 8,074	\$ 60,802	\$ 275	\$ 2,895	\$ 57,632

**2019-2020 New Resources Allocation Request Phase 11
(Approved by President's Cabinet on July 23, 2019)
As of June 30, 2023**

DEPARTMENT-ORG/ CONTACT STAFF	DESCRIPTION	ACCOUNT NUMBER					TOTAL FUNDED	TOTAL EXPENDITURES FY 2019-20 to FY 2020-22	TOTAL CARRYOVER TO FY 2022-23	UNEXPENDED BUDGETS FY 2022-23	TOTAL EXPENDITURES FY 2022-23	TOTAL CARRYOVER TO FY 2023-24
		FUND	ORG	ACCT	PROG	ACTV						
Student Services / DREAM Program Melba Castro	AB 540 Student Conference: \$3,000 breakfast/lunch, \$1,000 printing-flyers/agendas/programs, \$1,500 promotional items, and \$2,500 guest speaker.	11916	999990	589920	000000		\$ 8,000	\$ -	\$ 8,000	\$ -	\$ -	\$ 8,000
Counseling and Guidance Francisco Dorame	Marketing Materials to increase Transfer and Awareness: \$5,000 Brochures and Posters, \$1,000 buttons, and \$5,000 meals and supplies.	11916	999990	589920	000000		7,840	-	7,840	-	-	7,840
		11916	501000	451000	647000		200	-	200	-	-	200
		11916	501000	589200	647000		2,164	-	2,164	-	-	2,164
Counseling and Guidance Francisco Dorame	White boards for classrooms	11916	999990	589920	000000		5,000	-	5,000	-	-	5,000
TOTAL - STUDENT SERVICES							\$ 23,204	\$ -	\$ 23,204	\$ -	\$ -	\$ 23,204
Technical Services / Event Services Kevin Owen	Professional Expert to continue 4th year implementation of 25Live and Workforce systems, assist with Events Services operations, and establish operating procedures and processes for the new stadium.	11916	999990	589920	000000		\$ 169,400	\$ -	\$ 31,685	\$ -	\$ -	\$ 31,685
Information Technology Kevin Owen / Monica Cantu-Chan	Accessibility - SoftDocs	11916	661000	561000	678000		24,683	20,347	4,516	-	4,320	196
Technical Services / Audio Visual Services Kevin Owen / Chris Rodriguez	Maintenance and replacement budget for supporting classroom audio visual systems	11916	672500	564000	613000		75,600	1,596	404	-	-	404
		11916	672500	641500	613000		-	1,048	912	-	-	912
Technical Services / Operations Kevin Owen / Mike Nichols / Chris Rodriguez	Software for maintenance of emergency mass notification and digital signage and other essential software tools in Technical Services	11916	672500	584000	613000		19,000	15,686	3,314	-	3,314	-
Information Technology Chris Schroeder	Phase II: Communication Closets - Additional Uninterruptible Power Supplies (UPS) to support Alertus project installation locations	11916	661000	641700	678000		250,000	249,813	187	-	-	187
Information Technology Chris Schroeder	Network Infrastructure for Alertus Project Support	11916	661000	641600	678000		250,000	41,046	208,954	-	-	208,954
Information Technology Eric Turner / Antonio Bangloy	Website Accessibility Project - Phase 2 Hourly support	11916	661000	231000	678000	2100	23,602	23,603	817	-	-	817
		11916	661000	3XXXXX	678000	2100	1,398	527	53	-	-	53
TOTAL - ADMINISTRATIVE SERVICES							\$ 813,683	\$ 353,666	\$ 250,842	\$ -	\$ 7,634	\$ 243,208
GRAND TOTAL							\$ 1,007,542	\$ 456,940	\$ 341,148	\$ 275	\$ 10,529	\$ 330,344

2019-20 NEW RESOURCES ALLOCATION REQUESTS PHASE 12
(Approved by President's Cabinet on February 25, 2020)
As of June 30, 2023

DEPARTMENT-ORG/ CONTACT STAFF	DESCRIPTION	ACCOUNT NUMBER					TOTAL FUNDED	TOTAL EXPENDITURES FY 2019-20 TO FY 2021-22	TOTAL CARRYOVER TO FY 2022-23	UNEXPENDED BUDGETS FY 2022-23	TOTAL EXPENDITURE S FY 2022-23	TOTAL CARRYOVER TO FY 2023-24
		FUND	ORG	ACCT	PROG	ACTV						
Foundation Bill Lambert	Promotional/educational videos for fundraising projects	11917	900210	561000	671000		\$ 21,100	\$ 15,825	\$ 5,275	\$ -	\$ 5,275	\$ -
TOTAL - PRESIDENT							\$ 21,100	\$ 15,825	\$ 5,275	\$ -	\$ 5,275	\$ -
Dual Enrollment Marlyn Holt	Increase Dual Enrollment department budget to support growth	11917	394000	411000	499900		\$ 90,000	\$ 78,751	\$ 25,849	\$ -	\$ -	\$ 25,849
	Requesting \$200,000 for three consecutive years, totaling \$600,000	11917	394000	561800	499900		80,000	80,000	15,400	81	15,319	-
Technology and Health / Aeronautics Sarah Plesetz	Marketing Support for Aeronautics program	11917	999990	589920	000000		5,000	-	5,000	-	-	5,000
TOTAL - INSTRUCTION							\$ 175,000	\$ 158,751	\$ 46,249	\$ 81	\$ 15,319	\$ 30,849
Police & Campus Safety Mike Williams	Public Safety Budget backfill due to Revenue Loss as a result of COVID-19 Pandemic	11917	999990	589920	000000		\$ 250,000	\$ -	\$ 250,000	\$ -	\$ -	\$ 250,000
Maintenance and Operations/ Transportation Gustavo Gonzalez	3 New Student Transportation 12 passenger vans	11917	623000	641400	651000		96,000	-	96,000	-	-	96,000
Technical Services / Event Services Kevin Owen / Brandin Bowman	Event Services Short-Term hourly budget for College Events	11917	670000	232000	683000	2100	36,000	-	4,289	-	4,289	-
		11917	670000	3XXXXX	683000	2100	-	-	2,967	(2)	2,969	-
		11917	670000	236000	683000	2100	-	-	29,271	309	28,963	-
Technical Services / Audio Visual Services Kevin Owen / Chris Rodriguez	Audio Visual operating budget for supplies, maintenance, repairs, equipment and labor to support classrooms.	11917	672500	641600	613000		10,000	6,175	932	-	-	932
		11917	672500	641500	613000		5,000	-	4,500	-	4,031	468
		11917	672500	585000	613000		-	-	500	-	136	364
		11917	672500	564000	613000		26,000	18,949	20,051	-	17,432	2,619
		11917	672500	451000	613000		21,000	11,341	12,552	-	9,518	3,034
Fiscal Services Delana Miller	Banner Student Accounts Receivable Training	11917	610000	561000	672000		19,457	9,261	10,196	-	-	10,196
Technical Services Kevin Owen / Mike Nichols / Chris Rodriguez	Yearly renewal fees for Alertus Mass Notification, digital signage and other softwares	11917	672500	584000	613000		39,000	15,819	23,181	-	19,116	4,065
Maintenance and Operations Gustavo Gonzalez	Three vehicles for maintenance and grounds	11917	623000	641400	651000		-	-	30,000	-	-	30,000
TOTAL - ADMINISTRATIVE SERVICES							\$ 502,457	\$ 61,545	\$ 484,439	\$ 307	\$ 86,454	\$ 397,678
GRAND TOTAL							\$ 698,557	\$ 236,121	\$ 535,963	\$ 388	\$ 107,048	\$ 428,527

2021-22 NEW RESOURCES ALLOCATION PHASE 13
(Approved by President's Cabinet on August 12, 2021)
As of June 30, 2023

DEPARTMENT-ORG/ CONTACT STAFF	DESCRIPTION	ACCOUNT NUMBER					TOTAL FUNDED	TOTAL EXPENDITURES FY 2021-22	FY 2022-23 CARRYOVER	UNEXPENDED BUDGETS FY 2022-23	TOTAL EXPENDITURES FY 2022-23	TOTAL CARRYOVER TO FY 2023-24
		FUND	ORG	ACCT	PROG	ACTV						
Human Resources Sokha Song	Acting Director, Professional & Organizational Development FTE 100%, 12 months MC9910 - Rodriguez, Lisa	11918	999990	589920	000000		\$ 249	\$ -	\$ 3,428	\$ 3,428	\$ -	\$ -
		11918	325000	231000	675000	2100	14,734	2,483	9,355	-	9,355	-
		11918	325000	3XXXXX	675000	2100	1,357	227	847	2	845	-
TOTAL - HUMAN RESOURCES						\$ 16,340	\$ 2,710	\$ 13,630	\$ 3,430	\$ 10,200	\$ -	
Instruction Office Kelly Fowler	Stipend to match M-19, Step 1 Effective March 21 through June 30, 2023 MC9987 Maldonado-Greenlee, Lianne	11918	999990	589920	000000		\$ 342	\$ -	\$ 1,783	\$ 1,783	\$ -	\$ -
		11918	300000	231000	660000	2100	13,264	2,432	9,393	-	9,393	-
		11918	300000	3XXXXX	660000	2100	399	73	324	2	322	-
TOTAL - INSTRUCTION						\$ 14,005	\$ 2,505	\$ 11,500	\$ 1,785	\$ 9,715	\$ -	
School of Continuing Education Madelyn Arballo	Professional Expert - PT Range: M-9, FTE 100%, 12 Months MT9967 1 of 3 Years of \$60,000	11918	999990	589920	000000		\$ 1,249	\$ -	\$ 1,249	\$ -	\$ -	\$ 1,249
		11918	410000	215000	679000	2100	98,311	12,211	86,100	-	44,831	41,269
		11918	410000	3XXXXX	679000	2100	42,503	3,890	38,613	-	19,875	18,738
Short-Term Vocational Tami Pearson	Pharmacy Technician Program supplies	11918	412305	453900	122100		183,000	-	130,979	-	18,961	112,018
		11918	412305	142000	122100	1200	-	-	23,116	-	18,110	5,006
		11918	412305	3XXXXX	122100	1200	-	-	5,450	-	4,070	1,380
		11918	412305	411000	122100		-	-	5,058	-	5,057	1
		11918	412305	431000	122100		-	-	4,394	-	3,458	936
		11918	412305	451000	122100		-	-	1,947	-	1,446	501
		11918	412305	584000	122100		-	-	2,197	-	2,197	-
		11918	412305	641400	122100		-	-	9,057	-	9,057	-
		11918	412305	641500	122100		-	-	673	-	575	98
Short-Term Vocational Tami Pearson	Short-term hourly Technical Expert IV; \$25/hour	11918	412305	231000	122100	2100	23,058	-	23,058	-	2,963	20,095
		11918	412305	3XXXXX	122100	2100	1,392	-	1,521	-	330	1,191
TOTAL - SCHOOL CONTINUING EDUCATION						\$ 349,513	\$ 16,100	\$ 333,412	\$ -	\$ 130,930	\$ 202,482	
Fiscal Services Delana Miller / Marisa Ziegenhohn	SIG Consultants Implementation of Payroll redistribution and approval in Banner Self Service	11918	999990	589000	000000		\$ 24,000	\$ -	\$ 24,000	\$ -	\$ -	\$ 24,000
Fiscal Services Delana Miller / Marisa Ziegenhohn	SIG Consultants Implementation of Time and Effort Reporting in Banner Self Service	11918	999990	589000	000000		24,000	-	24,000	-	-	24,000
Risk Management Sayeed Wadud / Kevin Owen	Emergency Management Supplies/Emergency radio upgrades	11918	650150	641200	677000		10,000	-	10,000	-	9,260	740
TOTAL - ADMINISTRATIVE SERVICES						\$ 58,000	\$ -	\$ 58,000	\$ -	\$ 9,260	\$ 48,740	
GRAND TOTAL						\$ 437,858	\$ 21,317	\$ 416,542	\$ 5,215	\$ 160,105	\$ 251,222	

* 2022-23 Carryover of \$330,805 was corrected to \$416,542.

2022-23 NEW RESOURCES ALLOCATION REQUESTS PHASE 14
(Approved by President's Cabinet on July 5,2022 and Aug 9, 2022)
As of June 30, 2023

DEPARTMENT-ORG/ CONTACT STAFF	DESCRIPTION	ACCOUNT NUMBER					TOTAL FUNDED	OPERATING EXPENSES		POSITIONS	UNEXPENDED BUDGETS FY 2022-23	TOTAL EXPENDITURES FY 2022-23	TOTAL CARRYOVER TO FY 2023-24
		FUND	ORG	ACCT	PROG	ACTV		ONE TIME	ONGOING				
Foundation Bill Lambert	Program Account Specialist Range:88 FTE 100%, 12 months CA9218	11000	150000	211000	671000	2100	\$ 77,819	\$ -	\$ -	\$ 47,963	\$ -	\$ -	\$ -
		11000	150000	3XXXXX	671000	2100	-	-	-	29,856	-	-	-
Marketing Uyen Mai	Branding Agency with Specialty in Mascots and Deep Understanding of DEISA	11919	999990	589920	000000		300,000	300,000	-	-	-	-	300,000
Marketing Uyen Mai	Administrative Specialist I Range:69 FTE 100%, 12 months CA9199	11000	505000	211000	671000	2100	99,851	-	-	59,879	-	-	-
		11000	505000	3XXXXX	671000	2100	-	-	-	39,972	-	-	-
President's Office Martha Garcia	Executive Assistant II Range:97 FTE 100%, 12 months CO9971	11000	100000	213000	660000	2100	154,509	-	-	100,748	-	-	-
		11000	100000	3XXXXX	660000	2100	-	-	-	53,761	-	-	-
President's Office Martha Garcia	Executive Assistant to the President/CEO and Board of Trustees Range:19 FTE 100%, 12 months MC9892	11919	999990	589920	000000		41,741	-	-	-	-	-	-
		11000	100000	215000	660000	2100	-	-	-	35,150	-	-	-
		11000	100000	3XXXXX	660000	2100	-	-	-	6,591	-	-	-
TOTAL - PRESIDENTS OFFICE							\$ 673,920	\$ 300,000	\$ -	\$ 373,920	\$ -	\$ -	\$ 300,000
Human Resources Sokha Song	Administrative Specialist III Range: 81 FTE 100%, 12 months CA9866 to CA9406	11000	200000	211000	673000	2100	\$ 2,947	\$ -	\$ -	\$ 2,947	\$ -	\$ -	\$ -
		11000	200000	3XXXXX	673000	2100	1,905	-	-	1,905	-	-	-
Human Resources Sokha Song	Human Resources Analyst Range: 97 FTE 100%, 12 months CO9973(UPDATE FROM CO9973 - MC9891)	11000	200000	213000	673000	2100	98,102	-	-	98,102	-	-	-
		11000	200000	3XXXXX	673000	2100	52,593	-	-	52,593	-	-	-
Human Resources Sokha Song	Coordinator, Project/Program Range:95 FTE 100%, 12 months CA9239	11000	200000	211000	673000	2100	82,044	-	-	82,044	-	-	-
		11000	200000	3XXXXX	673000	2100	46,970	-	-	46,970	-	-	-
Human Resources EEO & Recruitment Tika Davé-Harris	Human Resources Analyst (DEISA, Temp Employment, & Recruitment Processes) Range: 97 FTE 100%, 12 months CO9972	11000	200000	213000	673000	2100	117,587	-	-	117,587	-	-	-
		11000	200000	3XXXXX	673000	2100	51,560	-	-	51,560	-	-	-
Human Resources EEO & Recruitment Tika Davé-Harris	Human Resources Technicians (Recruitment) (100% FTE) Range: 90 FTE 100%, 12 months CA9220	11000	200000	211000	673000	2100	66,779	-	-	66,779	-	-	-
		11000	200000	3XXXXX	673000	2100	41,871	-	-	41,871	-	-	-
Human Resources EEO & Recruitment Tika Davé-Harris	Human Resources Technician (DEISA, Temp Employment, & Recruitment Processes) Range: 90 FTE 100%, 12 months CA9219	11000	200000	211000	673000	2100	66,779	-	-	66,779	-	-	-
		11000	200000	3XXXXX	673000	2100	41,871	-	-	41,871	-	-	-
Human Resources Benefits and Employee Services Alexis Carter	Cognos to be run concurrently with Argos and Cadmus	11919	200000	561000	673000		150,000	150,000	-	-	-	150,000	-
Human Resources EEO, Title IX & Leaves Ryan Wilson	Administrative Specialist I to Administrative Specialist III Range: 81 FTE 100%, 12 months CA9706	11000	200000	211000	673000	2100	6,059	-	-	6,059	-	-	-
		11000	200000	3XXXXX	673000	2100	3,834	-	-	3,834	-	-	-
Human Resources Benefits and Employee Services Alexis Carter	Increase Benefit Specialist Salary (Currently two 100% FTE)	11000	999990	589920	000000		4,000	-	-	4,000	-	-	-

2022-23 NEW RESOURCES ALLOCATION REQUESTS PHASE 14
(Approved by President's Cabinet on July 5,2022 and Aug 9, 2022)
As of June 30, 2023

DEPARTMENT-ORG/ CONTACT STAFF	DESCRIPTION	ACOUNT NUMBER					TOTAL FUNDED	OPERATING EXPENSES		POSITIONS	UNEXPENDED BUDGETS FY 2022-23	TOTAL EXPENDITURES FY 2022-23	TOTAL CARRYOVER TO FY 2023-24
		FUND	ORG	ACCT	PROG	ACTV		ONE TIME	ONGOING				
Human Resources EEO, Title IX & Leaves Ryan Wilson	New Positions: Two (2) Interpreters (Professional Expert V) (20 hrs. per week)	11000	200000	231200	673000	2100	\$ 82,872	\$ -	\$ 114,400	\$ -	\$ -	\$ -	
		11000	200000	3XXXXX	673000	2100	31,528	-	-	-	-	-	
Human Resources EEO & Recruitment Tika Davé-Harris	PeopleAdmin Performance Management System	11919	999990	589920	000000		1,762	11,200	15,225	-	-	1,762	
		11919	200000	584000	673000		9,438	-	-	-	-	9,438	
		11000	999990	589920	000000		15,225	-	-	-	-	-	
Professional Development- ECC Lizette Henderson	Project Expert IV (Three project experts) (Mental Health Counselors at 40hrs per week) (POD / ECC)	11919	999990	589920	000000		540,994	540,994	-	-	-	540,994	
Human Resources Benefits and Employee Services Alexis Carter	Coordinator, Project Program Range: 95 FTE 100%, 12 months CA9201	11000	200000	211000	673000	2100	75,172	-	-	75,172	-	-	
		11000	200000	3XXXXX	673000	2100	44,810	-	-	44,810	-	-	
Human Resources Sokha Song	Senior Director, Labor Relations and Employee Services Range: M-19 FTE 100%, 12 months MC9966	11000	200000	215000	673000	2100	8,294	-	-	8,294	-	-	
		11000	200000	3XXXXX	673000	2100	2,903	-	-	2,903	-	-	
TOTAL - HUMAN RESOURCES							\$ 1,647,899	\$ 702,194	\$ 129,625	\$ 816,080	\$ -	\$ 150,000	\$ 552,194
Natural Sciences Division Denise Bailey	Laboratory Tech II - Chemistry Range: 86 FTE 100%, 12 months CA9355	11000	392340	221000	190500	2200	\$ 77,269	\$ -	\$ -	\$ 77,269	\$ -	\$ -	
		11000	392340	3XXXXX	190500	2200	50,482	-	-	50,482	-	-	
Business Division Jennifer Galbraith	Laboratory Tech - Foods Range: 79 FTE 100%, 12 months CA9321	11000	392300	221000	130710	2200	68,860	-	-	68,860	-	-	
		11000	392300	3XXXXX	130710	2200	47,543	-	-	47,543	-	-	
Business Division Jennifer Galbraith	Laboratory Tech - Foods Range: 79 FTE 100%, 12 months CA9322	11000	392300	221000	130710	2200	68,860	-	-	68,860	-	-	
		11000	392300	3XXXXX	130710	2200	35,071	-	-	35,071	-	-	
Business Division Jennifer Galbraith	Laboratory Tech - Foods Range: 79 FTE 100%, 12 months CA9323	11000	392300	221000	130710	2200	64,521	-	-	64,521	-	-	
		11000	392300	3XXXXX	130710	2200	33,547	-	-	33,547	-	-	
Business Division Jennifer Galbraith	Laboratory Tech - Foods Range: 79 FTE 100%, 12 months CA9324	11000	392300	221000	130710	2200	68,860	-	-	68,860	-	-	
		11000	392300	3XXXXX	130710	2200	35,071	-	-	35,071	-	-	
Dual Enrollment Marlyn Holt	Associate Dean, Instructional Dual Enrollment Range: M-19 FTE 100%, 12 months MA9948	11000	394000	121000	601000	2100	54,870	-	-	54,870	-	-	
		11000	394000	3XXXXX	601000	2100	18,344	-	-	18,344	-	-	
Dual Enrollment Marlyn Holt	Director, Dual Enrollment Range: M-19 FTE 100%, 12 months MA9946	11000	394000	121000	601000	1200	37,971	-	-	37,971	-	-	
		11000	394000	3XXXXX	601000	1200	19,699	-	-	19,699	-	-	
Dual Enrollment Marlyn Holt	Program/Project Specialist Range: A-79 FTE 100%, 12 months CA9212	11000	394000	211000	601000	2100	62,072	-	-	62,072	-	-	
		11000	394000	3XXXXX	601000	2100	40,224	-	-	40,224	-	-	
Research and Institutional Effectiveness Unit Patty Quinones	Continued funding for Qualtrics (Survey Platform)	11000	999990	589920	000000		7,000	-	7,000	-	-	-	

2022-23 NEW RESOURCES ALLOCATION REQUESTS PHASE 14
(Approved by President's Cabinet on July 5,2022 and Aug 9, 2022)
As of June 30, 2023

DEPARTMENT-ORG/ CONTACT STAFF	DESCRIPTION	ACCOUNT NUMBER					TOTAL FUNDED	OPERATING EXPENSES		POSITIONS	UNEXPENDED BUDGETS FY 2022-23	TOTAL EXPENDITURES FY 2022-23	TOTAL CARRYOVER TO FY 2023-24
		FUND	ORG	ACCT	PROG	ACTV		ONE TIME	ONGOING				
Humanities & Social Sciences: Division Unit Ethnic Studies Unit Karelyn Hoover	Ongoing Budget support for Ethnic Studies Program Development	11919	999990	589920	000000		\$ 6,000	\$ 6,000	\$ -	\$ -	\$ -	\$ -	\$ 6,000
Business Division Jennifer Galbraith	Cafe 91 - Health Dept. Permit Fees	11000	999990	589920	000000		125	-	1,500	-	-	-	-
		11000	336041	582000	130710		1,375	-	-	-	-	-	-
Technology & Health Division Sarah Plesetz	Professional Experts to comply with Paramedic accreditation	11000	355000	232000	125100	2100	21,601	-	21,601	-	-	-	-
		11000	335000	3XXXXX	125100	2100	1,399	-	1,399	-	-	-	-
Technology & Health: Aircraft Maintenance Unit Sarah Plesetz	Part-time evening lab tech to support evening tool crib \$26,000 per school year	11000	351500	231000	095000	2100	25,921	-	25,921	-	-	-	-
		11000	351500	3XXXXX	095000	2100	1,679	-	1,679	-	-	-	-
Humanities & Social Sciences: Karelyn Hoover	Annual KAMI License subscription for Canvas for use by English faculty and students	11000	999990	589920	000000		99	-	99	-	-	-	-
		11000	342510	584000	150100		8,910	-	8,910	-	-	-	-
Kinesiology, Athletics and Dance Joe Jennum	Increase Official Fees	11000	364000	561000	83550		15,938	-	15,938	-	-	-	-
Technology & Health Sarah Plesetz	Ongoing budget line to hire Professional Experts who are Certified Radiologic Technologists (\$4000/annual)	11000	356500	232000	122500	2100	3,756	-	3,756	-	-	-	-
		11000	356500	3XXXXX	122500	2100	244	-	244	-	-	-	-
Humanities & Social Sciences Karelyn Hoover	Forensics Student Travel	11919	342000	523000	150600		10,000	10,000	-	-	10,000	-	
Technology & Health Sarah Plesetz	Nursing RN travel and conference. Staff development for training and simulation trainers to come on campus to work with the faculty and staff.	11919	999990	589920	000000		5,000	5,000	-	-	-	5,000	
Research and Institutional Effectiveness Unit Patty Quiñones	Conference and travel research budget for department staff	11919	999990	589920	000000		120	120	-	-	-	120	
		11919	379000	521000	660000		5,880	5,880	-	-	5,725	155	
Kinesiology, Athletics and Dance Joe Jennum	Student travel and conference Increase of Meal Money for additional sport and competition	11919	364000	523000	083550		25,000	25,000	-	-	25,000	-	
Humanities & Social Sciences Karelyn Hoover	8 desktop PCs and 3 laptops for SSSC	11919	340300	641600	080900		12,778	12,778	-	-	12,778	-	
Kinesiology, Athletics and Dance Joe Jennum	New computers (4 for adjunct offices; 2 for Athletic training Clinic check in, and One new laptop for the division office).	11919	999990	589920	000000		2	2	-	-	2	-	
		11919	364000	641200	083550		3,685	3,685	-	-	3,685	-	
		11919	364000	641600	083550		4,513	4,513	-	-	1	4,512	

2022-23 NEW RESOURCES ALLOCATION REQUESTS PHASE 14
(Approved by President's Cabinet on July 5,2022 and Aug 9, 2022)
As of June 30, 2023

DEPARTMENT-ORG/ CONTACT STAFF	DESCRIPTION	ACOUNT NUMBER					TOTAL FUNDED	OPERATING EXPENSES		POSITIONS	UNEXPENDED BUDGETS FY 2022-23	TOTAL EXPENDITURES FY 2022-23	TOTAL CARRYOVER TO FY 2023-24
		FUND	ORG	ACCT	PROG	ACTV		ONE TIME	ONGOING				
Arts Michelle Sampat	Apple Mac Studio Computer & Monitor for Studio13 Artistic Director/Coordinator (Monico Orozco)	11919	999990	589920	000000		\$ 207	\$ 207	\$ -	\$ -	\$ -	\$ -	\$ 207
		11919	376000	641300	103000		4,693	4,693	-	-	-	4,693	-
Technology & Health Sarah Plesetz	Service agreement for lab's digital imaging systems	11919	356500	564500	122500		5,000	5,000	-	-	-	5,000	-
Humanities & Social Sciences Karelyn Hoover	Two desk tops computers for adjunct office work space.	11919	999990	589920	000000		1,128	1,128	-	-	-	-	1,128
		11919	346000	641500	220800		1,872	1,872	-	-	1	1,871	-
Business Division Jennifer Galbraith	Laboratory Tech - Audio Range: 79 FTE 100%, 10 months CA9282 Permanent position shifted from categorical Strong Workforce funding to General Fund	11000	372000	221000	100400	2200	28,172	-	-	28,172	-	-	-
		11000	372000	3XXXXX	100400	2200	3,065	-	-	3,065	-	-	-
Business Division Jennifer Galbraith	Laboratory Tech - Welding Range: 79 FTE 100%, 12 months CA9349 Permanent position shifted from categorical Strong Workforce funding to General Fund	11000	353520	251000	095650	2100	35,156	-	-	35,156	-	-	-
		11000	353520	3XXXXX	095650	2100	3,517	-	-	3,517	-	-	-
Business Division Jennifer Galbraith	Laboratory Tech - Aeronautics Range: 79 FTE 100%, 12 months CA9346 Permanent position shifted from categorical Strong Workforce funding to General Fund	11000	352000	211000	095000	2100	34,132	-	-	34,132	-	-	-
		11000	352000	3XXXXX	095000	2100	3,451	-	-	3,451	-	-	-
Business Division Jennifer Galbraith	Laboratory Tech - Photography Range: 79 FTE 100%, 12 months CA9348 Permanent position shifted from categorical Strong Workforce funding to General Fund	11000	375000	221000	101100	2200	28,665	-	-	28,665	-	-	-
		11000	375000	3XXXXX	101100	2200	3,097	-	-	3,097	-	-	-
TOTAL - INSTRUCTION							\$ 1,096,444	\$ 85,878	\$ 88,047	\$ 922,519	\$ 4	\$ 73,264	\$ 12,610
Education for Older Adults/Adults with Disabilities Sage Overoye/ Madelyn Arballo	FT Project/Program Specialist Range: 79 FTE 100%, 12 months CA9245	11000	412000	211000	601000	2100	\$ 58,043	\$ -	\$ -	\$ 58,043	\$ -	\$ -	\$ -
		11000	412000	3XXXXX	601000	2100	38,562	-	-	38,562	-	-	-
Off-Campus HS Angelena Pride/ Madelyn Arballo	PPT Administrative Specialist II Range:75 FTE 100%, 12 months CA9248	11000	421500	211000	493062	2100	28,049	-	-	28,049	-	-	-
		11000	421500	3XXXXX	493062	2100	11,141	-	-	11,141	-	-	-
Off-Campus HS Angelena Pride/ Madelyn Arballo	FT Administrative Specialist III Range: 81 FTE 100%, 12 months CA9262	11000	422000	211000	493062	2100	71,375	-	-	71,375	-	-	-
		11000	422000	3XXXXX	493062	2100	35,949	-	-	35,949	-	-	-
Off-Campus HS Angelena Pride/ Madelyn Arballo	FT Coordinator, Project Program Range: 95 FTE 100%, 12 months CA9263	11000	422000	211000	493062	2100	69,748	-	-	69,748	-	-	-
		11000	422000	3XXXXX	493062	2100	35,378	-	-	35,378	-	-	-
Off-Campus HS Angelena Pride/ Madelyn Arballo	Administrative Specialist II Range: 75 FTE 100%, 12 months CA9248 Increase AS II from 0.475 FTE to 1.0 FTE for OCHS Program;	11000	421500	211000	493062	2100	33,431	-	-	33,431	-	-	-
		11000	421500	3XXXXX	493062	2100	28,883	-	-	28,883	-	-	-
Off-Campus HS Angelena Pride/ Madelyn Arballo	Permanent increase to summer HS hourly pay from \$50 to \$60 per hour	11000	422000	132300	493062	1100	238,903	-	238,903	-	-	-	-
		11000	422000	3XXXXX	493062	1100	61,097	-	61,097	-	-	-	-
School of Continuing Education Madelyn Arballo	Special Projects Coordinator, FT M-5 for 3 years @ \$119,000/yr., includes benefits. SCE forfeited this funding because a new Director of System Operations for SCE was approve with the NRA Phase 15.	11919	999990	589920	000000		357,000	357,000	-	357,000	-	-	-
		11919	999990	589920	000000		(357,000)	(357,000)	-	(357,000)	-	-	-

2022-23 NEW RESOURCES ALLOCATION REQUESTS PHASE 14
(Approved by President's Cabinet on July 5,2022 and Aug 9, 2022)
As of June 30, 2023

DEPARTMENT-ORG/ CONTACT STAFF	DESCRIPTION	ACOUNT NUMBER					TOTAL FUNDED	OPERATING EXPENSES		POSITIONS	UNEXPENDED BUDGETS FY 2022-23	TOTAL EXPENDITURES FY 2022-23	TOTAL CARRYOVER TO FY 2023-24	
		FUND	ORG	ACCT	PROG	ACTV		ONE TIME	ONGOING					
Adult Basic Education Lesley Johnson	Professional Expert to outreach and expand capacity for a statewide presence of online HS Referral Salary + benefits = \$25,740 x 2 years = total of \$51,480 Marketing brochure and social media presence (\$20,000)	11919	999990	589920	000000		\$ 20,000	\$ 71,480	\$ -	\$ -	\$ -	\$ -	\$ 20,000	
		11919	421500	232000	493062	2100		48,349	-	-	-	-	702	47,647
		11919	421500	3XXXXX	493062	2100		3,131	-	-	-	-	246	2,886
School of Continuing Education Madelyn Arballo	Discretionary funds for SCE Division	11919	400000	589000	000000		38,755	38,755	-	-	-	-	38,755	
		11919	400000	589200	601000		8,415	8,415	-	-	1	8,414	-	
		11919	400000	471000	601000		1,134	1,134	-	-	-	1,134	-	
		11919	400000	451000	601000		282	282	-	-	-	281	-	
		11919	400000	453200	601000		461	461	-	-	-	342	119	
		11919	400000	585000	601000		33	33	-	-	-	33	-	
		11919	400000	589000	601000		226	226	-	-	1	225	-	
		11919	400000	589201	601000		120	120	-	-	-	120	-	
School of Continuing Education Madelyn Arballo	Coordinator, Project/Program Range: A-95.FTE 100%, 12 months CA9583	11000	421010	211000	601000	2100	4,566	-	-	4,566	-	-	-	
		11000	421010	3XXXXX	601000	2100	1,599	-	-	1,599	-	-	-	
TOTAL - SCHOOL CONTINUING EDUCATION							\$ 838,204	\$ 121,480	\$ 300,000	\$ 416,724	\$ 2	\$ 12,072	\$ 109,407	
Arise Aida Cuenza-Uvas	Student Services Program Specialist II (A-79)	11000	999990	589920	000000		\$ 107,658	\$ -	\$ -	\$ 107,658	\$ -	\$ -	\$ -	
Dean, Student Services Koji Uesugi	FT Coordinator, Project/Program Range: A-95 FTE 100%, 12 months CA9202	11000	520000	211000	649000	2100	75,172	-	-	75,172	-	-	-	
		11000	520000	3XXXXX	649000	2100	44,810	-	-	44,810	-	-	-	
High School Outreach Tannia Robles	Student Services Outreach Specialist Range: A-81, FTE 100%, 12 months CA9221	11000	512000	211000	645000	2100	61,059	-	-	61,059	-	-	-	
		11000	512000	3XXXXX	645000	2100	39,870	-	-	39,870	-	-	-	
Behavior Wellness Team Thomas Mauch	Coordinator / Case Management Range:A-105 FTE 100%, 12 months CA9279	11000	900720	211000	649000	2100	8,287	-	-	8,287	-	-	-	
		11000	900720	3XXXXX	649000	2100	4,258	-	-	4,258	-	-	-	
DHH Thomas Mauch	FT Administrative Specialist III Range: A-81 FTE 100%, 12 months CA9215	11000	522100	211000	642000	2100	63,320	-	-	63,320	-	-	-	
		11000	522100	3XXXXX	642000	2100	40,661	-	-	40,661	-	-	-	
Counseling Francisco Dorame	Reclassification of SS Program Specialist II (A-79, CA9444, Stacy Lee) to a F/T Coordinator, STEP and MAP (A-105)	11000	999990	589920	000000		6,416	-	-	6,416	-	-	-	
Bridge Program Anable Perez	Reclassification Administrative Specialist Position I (A-69), CA9633, Jazmin Mendoza) to Administrative Specialist II (A-75)	11000	999990	589920	000000		4,329	-	-	4,329	-	-	-	
Dean, Student Services Koji Uesugi	FT Administrative Specialist I Range: A-69 FTE 100%, 12 months CA9203	11000	520000	211000	649000	2100	58,036	-	-	58,036	-	-	-	
		11000	520000	3XXXXX	649000	2100	38,812	-	-	38,812	-	-	-	
TOTAL - STUDENT SERVICES							\$ 552,688	\$ -	\$ -	\$ 552,688	\$ -	\$ -	\$ -	

2022-23 NEW RESOURCES ALLOCATION REQUESTS PHASE 14
(Approved by President's Cabinet on July 5,2022 and Aug 9, 2022)
As of June 30, 2023

DEPARTMENT-ORG/ CONTACT STAFF	DESCRIPTION	ACCOUNT NUMBER					TOTAL FUNDED	OPERATING EXPENSES		POSITIONS	UNEXPENDED BUDGETS FY 2022-23	TOTAL EXPENDITURES FY 2022-23	TOTAL CARRYOVER TO FY 2023-24
		FUND	ORG	ACCT	PROG	ACTV		ONE TIME	ONGOING				
Technical Services Kevin Owen / Brandin Bowman	Systems Analyst- Technical Services Range: A-124 FTE 100%, 12 months CA9233	11000	670000	211000	683000	2100	\$ 94,580	\$ -	\$ -	\$ 94,580	\$ -	\$ -	\$ -
		11000	670000	3XXXXX	683000	2100	51,361	-	-	51,361	-	-	-
Facilities -Maintenance & Operations Ken Bohan	Senior Manager, Plant Engineering & Energy Services Range: 14 FTE 100%, 12 months MC9908	11000	620110	215000	659000	2100	20,690	-	-	20,690	-	-	-
		11000	620110	3XXXXX	659000	2100	9,952	-	-	9,952	-	-	-
Administrative Services Morris Rodrigue	Associate Vice President, Administrative Services Range: M-23 FTE 100%, 12 months MC9894	11000	600000	215000	659000	2100	188,779	-	-	188,779	-	-	-
		11000	600000	3XXXXX	659000	2100	84,105	-	-	84,105	-	-	-
Police & Campus Safety Mike Williams	Campus Parking Management System - LPR Based	11919	999990	589920	000000		329,058	329,058	-	-	-	-	329,058
		11919	631000	451000	695000		11,224	11,224	-	-	-	11,224	-
		11919	631000	561000	695000		59,546	59,546	-	-	-	59,546	-
		11919	631000	584000	695000		12,910	12,910	-	-	-	-	12,910
		11919	631000	641400	695000		63,961	63,961	-	-	-	63,961	-
		11919	631000	641500	695000		-	-	-	-	-	-	-
		11919	631000	641600	695000		18,046	18,046	-	-	-	18,046	-
		11919	631000	641700	695000		159,255	159,255	-	-	-	159,255	-
11000	631000	584000	695000		15,000	-	15,000	-	-	-	-	-	
Purchasing/Fiscal Resources/IT Angelic Davis	Professional Services for Inventory of Campus Assets and New Asset Software	11919	999990	589920	000000		300,000	300,000	-	-	-	-	300,000
Facilities - Maintenance & Operations Central Plant Ken Bohan	CHW Loop On-Line Disinfectant Feed System	11000	620110	564500	659000		15,000	-	15,000	-	-	-	-
Facilities - Maintenance & Operations Ken Mc Alpin	Custodial I -Student Center Range:39 FTE 100%, 12 months CB9867	11000	625000	212000	653000	2100	51,006	-	-	51,006	-	-	-
		11000	625000	3XXXXX	653000	2100	36,318	-	-	36,318	-	-	-
Facilities - Maintenance & Operations Ken Mc Alpin	Custodial II -Student Center Range:44 FTE 100%, 12 months CB9866	11000	625000	212000	653000	2100	75,781	-	-	75,781	-	-	-
		11000	625000	3XXXXX	653000	2100	50,256	-	-	50,256	-	-	-
Technical Services - Event Services Kevin Owen / Brandin Bowman	Coordinator, Events Range:98 FTE 100%, 12 months CA9903 Event Services Technician I (two positions) Range:75 FTE 100%, 12 months CA9923 & CA9893 Reclassification of Event Technician 1 A68) to Event Coordinator A89	11919	999990	589920	000000		14,104	-	-	14,104	-	-	-
		11000	999930	211000	000000	2100	4,596	-	-	4,596	-	-	-
		11000	999930	3XXXXX	000000	2100	1,749	-	-	1,749	-	-	-
		11000	670000	211000	683000	2100	12,262	-	-	12,262	-	-	-
11000	670000	3XXXXX	683000	2100	4,292	-	-	4,292	-	-	-		

2022-23 NEW RESOURCES ALLOCATION REQUESTS PHASE 14
(Approved by President's Cabinet on July 5,2022 and Aug 9, 2022)
As of June 30, 2023

DEPARTMENT-ORG/ CONTACT STAFF	DESCRIPTION	ACOUNT NUMBER					TOTAL FUNDED	OPERATING EXPENSES		POSITIONS	UNEXPENDED BUDGETS FY 2022-23	TOTAL EXPENDITURES FY 2022-23	TOTAL CARRYOVER TO FY 2023-24
		FUND	ORG	ACCT	PROG	ACTV		ONE TIME	ONGOING				
Technical Services - Event Services Kevin Owen	Ass Director, Audio Visual Services Range:16 FTE 100% MC9942	11000	672500	215000	613000	2100	\$ 13,701	\$ -	\$ -	\$ 13,701	\$ -	\$ -	\$ -
		11000	672500	3XXXXX	613000	2100	4,912	-	-	4,912	-	-	-
Fiscal Services Delana Miller	Fiscal Services Analyst Range:120 FTE 100%, 12 months CA9217	11000	612000	211000	672000	2100	93,341	-	-	93,341	-	-	-
		11000	612000	3XXXXX	672000	2100	51,168	-	-	51,168	-	-	-
Facilities - Maintenance & Operations Gustavo Gonzalez	Custodial/Maint/Gnds - Supplies for Student Center- PH1	11919	621000	564500	651000		35,874	35,874	-	-	-	-	35,874
		11919	621000	451000	651000		7,481	7,481	-	-	-	-	7,481
Facilities - Maintenance & Operations Ken Mc Alpin	Custodial/Maint/Gnds - Supplies for Student Center - PH1	11919	999990	589920	000000		8	8	-	-	8	-	-
		11919	625000	451000	653000		17,081	17,081	-	-	-	16,855	226
Technical Services - Broadcast Services Kevin Owen / Mike Nichols	Overtime funding to support instruction in the RTV Program	11000	672000	236000	613000	2100	19,000	-	19,000	-	-	-	-
Technical Services - Audio Visual Services Kevin Owen / Chris Rodriguez	AV operational budget for supplies, maintenance, replacement and labor for classroom AV systems.	11919	672500	564000	613000		23,943	23,943	-	-	-	12,676	11,267
		11919	672500	451000	613000		26,397	26,397	-	-	-	9,222	17,175
		11919	672500	641200	613000		9,284	9,284	-	-	-	7,551	1,733
		11919	672500	641300	613000		1,031	1,031	-	-	1	1,030	-
		11919	672500	561000	613000		8,750	8,750	-	-	-	-	8,750
		11919	672500	231000	613000	2100	5,474	5,474	-	-	-	-	5,474
		11919	672500	3XXXXX	613000	2100	526	526	-	-	-	-	526
		11919	672500	584000	613000		1,892	1,892	-	-	-	1,892	-
		11919	672500	641500	613000		4,667	4,667	-	-	-	4,071	596
		11919	672500	641600	613000		11,766	11,766	-	-	-	10,590	1,176
		11919	672500	589000	613000		5,250	5,250	-	-	-	-	5,250
		11919	672500	641700	613000		11,520	11,520	-	-	-	-	11,520
Facilities - Maintenance & Operations Ken Mc Alpin	Custodial I -Stadium/Aquatic Ctr/Gym/Heritage Hall Range:39 FTE 100%, 12 months CB9868	11000	625000	212000	653000	2100	51,006	-	-	51,006	-	-	-
		11000	625000	3XXXXX	653000	2100	36,318	-	-	36,318	-	-	-
Facilities - Maintenance & Operations Ken Mc Alpin	Custodial II-Stadium/Aquatic Ctr/Gym/Heritage Hall Range:44 FTE 100%, 12 months CB9865	11000	625000	212000	653000	2100	55,095	-	-	55,095	-	-	-
		11000	625000	3XXXXX	653000	2100	31,858	-	-	31,858	-	-	-
Facilities - Maintenance & Operations Ken Mc Alpin	Custodial Lead -Stadium/Aquatic Ctr/Gym/Heritage Hall (1) Range:52 FTE 100%, 12 months CB9864	11000	625000	212000	653000	2100	57,891	-	-	57,891	-	-	-
		11000	625000	3XXXXX	653000	2100	38,726	-	-	38,726	-	-	-
Technical Services - Event Services Kevin Owen / Brandin Bowman	Event Coordinator Range:95 FTE 100%, 12 months CA9213	11000	670000	211000	683000	2100	72,785	-	-	72,785	-	-	-
		11000	670000	3XXXXX	683000	2100	43,973	-	-	43,973	-	-	-

2022-23 NEW RESOURCES ALLOCATION REQUESTS PHASE 14
(Approved by President's Cabinet on July 5,2022 and Aug 9, 2022)
As of June 30, 2023

DEPARTMENT-ORG/ CONTACT STAFF	DESCRIPTION	ACOUNT NUMBER					TOTAL FUNDED	OPERATING EXPENSES		POSITIONS	UNEXPENDED BUDGETS FY 2022-23	TOTAL EXPENDITURES FY 2022-23	TOTAL CARRYOVER TO FY 2023-24
		FUND	ORG	ACCT	PROG	ACTV		ONE TIME	ONGOING				
Technical Services - Event Services Kevin Owen / Brandin Bowman	Event Services Technician II Range:95 FTE 100%, 12 months CA9214	11000	670000	211000	683000	2100	\$ 72,785	\$ -	\$ -	\$ 72,785	\$ -	\$ -	\$ -
		11000	670000	3XXXXX	683000	2100	43,973	-	-	43,973	-	-	-
Facilities - Maintenance & Operations Ken Mc Alpin	Custodial/Maint/Gnds - Supplies for Student Center - PH1	11919	999990	589920	000000		21	21	-	-	21	-	-
		11919	622000	451000	655000		1,079	1,079	-	-	-	1,079	-
Fiscal Services Delana Miller / Jackson Kuo	SIG Consultants to assist in configuring Banner to notify vendors of pending ACH payments	11919	999990	589920	000000		15,000	15,000	-	-	-	-	15,000
Fiscal Services Delana Miller / Marisa Ziegenhohn	Provide Advance Excel training to Fiscal Services staff	11919	999990	589920	000000		5,000	5,000	-	-	-	-	5,000
Fiscal Services Delana Miller / Marisa Ziegenhohn	Consultant support for Questica Upgrade in the Fall 2022 and Overtime budget for Fiscal Specialist	11919	610000	561000	672000		25,000	25,000	-	-	-	14,307	10,693
Fiscal Services Delana Miller / Marisa Ziegenhohn	SIG Consultants to assist with implementation of Payroll redistribution and approval in Banner Self Service	11919	999990	589920	000000		6,000	6,000	-	-	-	-	6,000
Fiscal Services Delana Miller / Marisa Ziegenhohn	SIG Consultants to assist with implementation of Time and Effort Reporting in Banner Self Service	11919	999990	589920	000000		6,000	6,000	-	-	-	-	6,000
IT - Enterprise Application Systems Antonio Bangloy	Consulting services for SSB 9 transition	11919	999990	589920	000000		99,000	99,000	-	-	-	-	99,000
IT - Office of the CTO Anthony Moore	Professional services and training resources for required system upgrades	11919	999990	589920	000000		42,740	42,740	-	-	-	-	42,740
		11919	661000	521000	678000		16,160	16,160	-	-	-	9,394	6,766
		11919	661000	561000	678000		21,100	21,100	-	-	-	21,100	-
Facilities - Maintenance & Operations Ken Mc Alpin	Custodial Equipment -25 Custodial Cleaning Carts	11919	999990	589920	000000		89	89	-	-	89	-	-
		11919	625000	641200	653000		19,911	19,911	-	-	-	-	19,911
Facilities - Maintenance & Operations Ken Mc Alpin	Custodial Equipment -new Auto Scrubbers (5) for campus	11919	625000	641400	653000		85,052	85,052	-	-	-	85,052	-
Facilities - Maintenance & Operations Bill Asher	Tools & Equipment for five new and replacement staff	11919	620200	641300	659000		-	-	-	-	-	-	-
		11919	620200	641200	659000		2,430	2,430	-	-	-	-	2,430
		11919	620200	641600	659000		598	598	-	-	-	-	598
		11919	620200	452100	659000		790	790	-	-	-	790	-
		11919	620200	451000	659000		8,573	8,573	-	-	1	8,572	-
Facilities - Maintenance & Operations Ken Mc Alpin	Custodial Tools	11919	999990	589920	000000		7	7	-	-	7	-	-
		11919	625000	452100	653000		4,993	4,993	-	-	-	4,230	763
Facilities-Maintenance & Operations Bill Asher	Instruments & Meters Consider campus-wide solution, e.g., Honeywell	11919	620200	641300	659000		8,109	8,109	-	-	-	8,109	-
		11919	620200	641200	659000		-	-	-	-	-	-	-
		11919	620200	452100	659000		-	-	-	-	-	-	-

2022-23 NEW RESOURCES ALLOCATION REQUESTS PHASE 14
(Approved by President's Cabinet on July 5,2022 and Aug 9, 2022)
As of June 30, 2023

DEPARTMENT-ORG/ CONTACT STAFF	DESCRIPTION	ACCOUNT NUMBER					TOTAL FUNDED	OPERATING EXPENSES		POSITIONS	UNEXPENDED BUDGETS FY 2022-23	TOTAL EXPENDITURES FY 2022-23	TOTAL CARRYOVER TO FY 2023-24
		FUND	ORG	ACCT	PROG	ACTV		ONE TIME	ONGOING				
Facilities - Maintenance & Operations Ken Mc Alpin	Chemical Spray Utility Vehicle- Spray Tank Replacement	11919	622000	641400	655000		\$ 27,297	\$ 27,297	\$ -	\$ -	\$ -	\$ -	\$ 27,297
Facilities - Maintenance & Operations Ken Mc Alpin	Contracted Services Budget Add-Rental Buses/Vans	11919	623000	561000	649000		120,000	120,000	-	-	-	119,821	179
Technical Services - Event Services Kevin Owen / Brandin Bowman	Startup budget for Student Center Event Operations (Student Center Opening Phase 1)	11919	670000	231000	683000	2100	14,088	14,088	-	-	-	-	14,088
		11919	670000	3XXXXX	683000	2100	912	912	-	-	-	-	912
		11919	670000	236000	683000	2100	7,417	7,417	-	-	-	-	7,417
		11919	670000	3XXXXX	683000	2100	2,583	2,583	-	-	-	-	2,583
		11919	670000	451000	683000		55,000	55,000	-	-	-	2,151	52,849
		11919	670000	563000	683000		10,000	10,000	-	-	-	-	10,000
		11919	670000	641200	683000		20,000	20,000	-	-	-	-	20,000
		11919	670000	641300	683000		15,000	15,000	-	-	-	-	15,000
Facilities - Maintenance & Operations Ken Bohan	Laptop for HVAC Automated Logic Controls (For Contractors & Building Automation Technician)	11919	999990	589920	000000		529	529	-	-	-	-	529
		11919	620110	641600	659000		1,264	1,264	-	-	-	1,264	-
		11919	620110	451500	659000		707	707	-	-	-	707	-
Facilities-Maintenance & Operations Bill Asher	Director, Civil infrastructure and Energy Management Range M17 FTE 100%, 12 months MC9960	11000	620110	215000	659000	2100	26,841	-	-	26,841	-	-	-
		11000	620110	3XXXXX	659000	2100	14,662	-	-	14,662	-	-	-
Facilities-Maintenance & Operations Bill Asher	Senior Director, Maintenance and Operation Range:M17 FTE 100%, 12 months MC9908	11000	620000	215000	659000	2100	11,612	-	-	11,612	-	-	-
		11000	620000	3XXXXX	659000	2100	4,333	-	-	4,333	-	-	-
TOTAL - ADMINISTRATIVE SERVICES							\$ 3,266,204	\$ 1,792,393	\$ 49,000	\$ 1,424,811	\$ 127	\$ 652,495	\$ 1,139,771

GRAND TOTAL

\$ 8,075,359 \$ 3,001,945 \$ 566,672 \$ 4,506,742 \$ 133 \$ 887,830 \$ 2,113,982

Ongoing Positions Funded FY 2022-23 1,763,241
One-Time Positions Funded FY 2022-23 34,035
Ongoing Positions Funded FY 2023-24 2,709,466
4,506,742

2023-24 NEW RESOURCES ALLOCATION REQUESTS PHASE 15
 (Approved by President's Cabinet on July 11 ,2023)
 As of June 30, 2023

DEPARTMENT-ORG/ CONTACT STAFF	DESCRIPTION	ACOUNT NUMBER					POSITIONS	TOTAL FUNDED
		FUND	ORG	ACCT	PROG	ACTV	ONGOING	
Foundation Office Bill Lambert	Director of Development and Alumni Relations Range: M8 to M14 FTE 100%, 12 months MC9953	11000	150000	215000	671000	2100	\$ 20,741	\$ 20,741
		11000	150000	3XXXXX	671000	2100	10,052	10,052
Foundation Office Bill Lambert	Executive Director Development Range:M14 to M15 FTE 100%, 12 months MC9961	11000	150000	215000	671000	2100	6,020	6,020
		11000	150000	3XXXXX	671000	2100	2,789	2,789
TOTAL - PRESIDENTS OFFICE							\$ 39,602	\$ 39,602
Human Resources EEO & Recruitment Tika Davé-Harris	Executive Assistant I Range:85 FTE 100%, 12 months CO9969 (A81 to C85)	11000	200000	213000	673000	2100	\$ 23,815	\$ 23,815
		11000	200000	3XXXXX	673000	2100	7,977	7,977
Professional Organizational Development (POD) Lisa Rodriguez	Coordinator, Project/Program Range:95 FTE 100%, 12 months CA9193	11000	325000	211000	675000	2100	77,559	77,559
		11000	325000	3XXXXX	675000	2100	46,243	46,243
Human Resources EEO & Recruitment Tika Davé-Harris	Associate Vice President Range:M23 to M27 FTE 100%, 12 months MC9959	11000	200000	215000	673000	2100	15,693	15,693
		11000	200000	3XXXXX	673000	2100	5,629	5,629
Human Resources EEO & Recruitment Tika Davé-Harris	Coordinator, Project/Program Range:A90 to A95 FTE 100%, 12 months CA9366	11000	200000	211000	673000	2100	3,764	3,764
		11000	200000	3XXXXX	673000	2100	1,351	1,351
TOTAL - HUMAN RESOURCES							\$ 182,031	\$ 182,031
Instruction Office Kelly Fowler	Administrative Specialist III Range:81 FTE 100%, 12 months CA9197	11000	300210	211000	601000	2100	\$ 52,504	\$ 52,504
		11000	300210	3XXXXX	601000	2100	40,558	40,558
Instruction Office Kelly Fowler / Meghan Chen	Associate Vice President Range:M23 to M27 FTE 100% 12 months MA9965	11000	300210	121000	601000	1200	12,733	12,733
		11000	300210	3XXXXX	601000	1200	2,812	2,812
TOTAL - INSTRUCTION							\$ 108,607	\$ 108,607

2023-24 NEW RESOURCES ALLOCATION REQUESTS PHASE 15
 (Approved by President's Cabinet on July 11 ,2023)
 As of June 30, 2023

DEPARTMENT-ORG/ CONTACT STAFF	DESCRIPTION	ACOUNT NUMBER					POSITIONS	TOTAL FUNDED
		FUND	ORG	ACCT	PROG	ACTV	ONGOING	
School of Continuing Education Madelyn Arballo	Dean Continuing Education Program & Services Range:M19 to M21 FTE 100%, 12 months MA9964	11000	410000	121000	601000	1200	\$ 11,658	\$ 11,658
		11000	410000	3XXXXX	601000	1200	3,682	3,682
School of Continuing Education Madelyn Arballo	Associate Vice President, SCE (New Position) Range: M23 to 27 FTE 100%, 12 months MA9938	11000	410000	121000	601000	1200	19,167	19,167
		11000	410000	3XXXXX	601000	1200	4,214	4,214
School of Continuing Education Madelyn Arballo	Director, Systems and Operations, School of Continuing Education (New Position) Range:15 FTE 100%, 12 months MC9889	11000	410000	215000	601000	2100	142,837	142,837
		11000	410000	3XXXXX	601000	2100	68,384	68,384
TOTAL - SCHOOL CONTINUING EDUCATION							\$ 249,942	\$ 249,942
Dean, Student Services Office Koji Uesugi	Director, EOPS/CARE, CalWORKS, and NextUp/Guardian Scholars Range:17 FTE 100%, 12 months MA9985	11000	523000	121000	493000	1200	\$ 9,548	\$ 9,548
		11000	523000	3XXXXX	493000	1200	3,425	3,425
Student Services Thomas Mauch	Associate Vice President Range:M23 to M27 FTE 100%, 12 months MA9947	11000	500000	121000	660000	1200	12,303	12,303
		11000	500000	3XXXXX	660000	1200	2,715	2,715
TOTAL - STUDENT SERVICES							\$ 27,991	\$ 27,991
Maintenance & Operations Shannon Carter / Gustavo Gonzalez	Manager, Grounds to Facilities Operations Manager (Flores, Ruben) Range:M6 to M9 FTE 100%, 12 months MC9997	11000	622000	215000	655000	2100	\$ 11,140	\$ 11,140
		11000	622000	3XXXXX	655000	2100	6,246	6,246
Maintenance & Operations Shannon Carter / Gustavo Gonzalez	Supervisor, Custodial Services to Facilities Operations Manager (Meza, Lorenzo) Range:M5 to M9 FTE 100%, 12 months MC9922	11000	625000	215000	653000	2100	9,612	9,612
		11000	625000	3XXXXX	653000	2100	4,958	4,958
Maintenance & Operations Shannon Carter / Gustavo Gonzalez	Supervisor Custodial Services to Facilities Operations Manager (Medina, Robert) Range:M5 to M9 FTE 100%, 12 months MC9915	11000	625000	215000	653000	2100	13,502	13,502
		11000	625000	3XXXXX	653000	2100	7,667	7,667

2023-24 NEW RESOURCES ALLOCATION REQUESTS PHASE 15
 (Approved by President's Cabinet on July 11 ,2023)
 As of June 30, 2023

DEPARTMENT-ORG/ CONTACT STAFF	DESCRIPTION	ACOUNT NUMBER					POSITIONS	TOTAL FUNDED
		FUND	ORG	ACCT	PROG	ACTV	ONGOING	
Maintenance & Operations Shannon Carter Gustavo Gonzalez	Supervisor, Custodial Services to Facilities Operations Manager (Duran, Ralph) Range:M5 to M9 FTE 100%, 12 months MC9905	11000	625000	215000	653000	2100	\$ 10,706	\$ 10,706
		11000	625000	3XXXXX	653000	2100	6,079	6,079
Police& Campus Safety Shannon Carter	Sergeant Range:M7 to M10 FTE 100%, 12 months MC9943	11000	631000	215000	695000	2100	16,819	16,819
		11000	631000	3XXXXX	695000	2100	8,497	8,497
Police& Campus Safety Shannon Carter	Sergeant Range:M7 to M10 FTE 100%, 12 months MC9944	11000	631000	215000	695000	2100	18,143	18,143
		11000	631000	3XXXXX	695000	2100	7,810	7,810
Administrative Services Morris Rodrigue	Associated Vice President Range:M23 to M27 FTE 100% 12 months MC9894	11000	600000	215000	660000	2100	25,399	25,399
		11000	600000	3XXXXX	660000	2100	9,107	9,107
TOTAL - ADMINISTRATIVE SERVICES							\$ 155,685	\$ 155,685
GRAND TOTAL							\$ 763,858	\$ 763,858

**2023-24 IMMEDIATE NEEDS REQUESTS/BUDGET INCREASES - ONE-TIME
UNRESTRICTED GENERAL FUND**

DEPARTMENT	DESCRIPTION	ACCOUNT NUMBER					TOTAL
		FUND	ORG	ACCT	PROG	ACTV	
Upward Bound	Student Summer Enrichment Program at Cal State	11900	514000	232000	701000	2100	\$ 27,249
Upward Bound	Student Summer Enrichment Program at Cal State	11900	514000	335000	701000	2100	407
Upward Bound	Student Summer Enrichment Program at Cal State	11900	514000	351000	701000	2100	136
Upward Bound	Student Summer Enrichment Program at Cal State	11900	514000	361000	701000	2100	403
Upward Bound	Student Summer Enrichment Program at Cal State	11900	514000	381000	701000	2100	817
Upward Bound	Student Summer Enrichment Program at Cal State	11900	514000	589200	701000		10,000
Upward Bound	Student Summer Enrichment Program at Cal State	11900	514000	523000	701000		3,084
Human Resources	COVID-19 support: contact tracers and antigen testers	11900	293000	232000	673000	2100	393,787
Human Resources	COVID-19 support: contact tracers and antigen testers	11900	293000	321000	673000	2100	105,062
Human Resources	COVID-19 support: contact tracers and antigen testers	11900	293000	331000	673000	2100	24,415
Human Resources	COVID-19 support: contact tracers and antigen testers	11900	293000	335000	673000	2100	5,710
Human Resources	COVID-19 support: contact tracers and antigen testers	11900	293000	351000	673000	2100	197
Human Resources	COVID-19 support: contact tracers and antigen testers	11900	293000	361000	673000	2100	5,829
Campus Events	Hourly support to operate Hilmer Lodger Stadium and the new Gym/Aquatics Center	11900	670000	231000	683000	2100	42,444
Campus Events	Hourly support to operate Hilmer Lodger Stadium and the new Gym/Aquatics Center	11900	670000	335000	683000	2100	634

**2023-24 IMMEDIATE NEEDS REQUESTS/BUDGET INCREASES - ONE-TIME
UNRESTRICTED GENERAL FUND**

DEPARTMENT	DESCRIPTION	ACCOUNT NUMBER					TOTAL
		FUND	ORG	ACCT	PROG	ACTV	
Campus Events	Hourly support to operate Hilmer Lodger Stadium and the new Gym/Aquatics Center	11900	670000	351000	683000	2100	\$ 21
Campus Events	Hourly support to operate Hilmer Lodger Stadium and the new Gym/Aquatics Center	11900	670000	361000	683000	2100	628
Campus Events	Hourly support to operate Hilmer Lodger Stadium and the new Gym/Aquatics Center	11900	670000	381000	683000	2100	1,273
Learning Aligned Employment Program (LAEP)	Worker's compensation not allowed by the LAEP for student workers. Balance will carryover until the end of the grant in 2031.	11900	902600	361000	000000	2100	108,350
Information Technology	Softdocs license Year 4	11900	661000	584000	678000		76,628
Welding	Propane storage cabinets	11900	353520	641300	095650		4,547
Welding	Power supply machines	11900	353520	641700	095650		16,423
						TOTAL \$	828,044

**POSITIONS FUNDED WITH ONE-TIME FUNDS
UNRESTRICTED GENERAL FUND**

POSITION NUMBER	FTE	RANGE	MONTHS	NAME	ACCOUNT NUMBER					ACCOUNT PERCENT	TOTAL SALARY & BENEFITS
					FUND	ORG	ACCT	PROG	ACTV		

POSITIONS APPROVED BY IMMEDIATE NEEDS FOR TWO YEARS THROUGH 12/31/23:

MT9973	1.000	M	13	6	Michael Ostby (Special Project Director, Jul-Dec)	11900	620000	215000	659000	2100	25.00%	\$ 26,299
MT9975	1.000	M	13	6	Vacant-Special Project Director (Jul-Dec)	11900	620000	215000	659000	2100	25.00%	26,299
CA9465	1.000	A	105	6	Melissa Andrewin (Coordinator, Construction Projects Jul-Dec)	11900	620000	211000	659000	2100	45.95%	28,342
CA9234	1.000	A	79	6	Eric Contreras (Project/Program Specialist Jul-Dec)	11900	672500	211000	613000	2100	25.00%	12,787
MT9968	1.000	M	13	6	Jonathan Sage (Special Project Director Jul-Dec)	11900	672500	215000	613000	2100	25.00%	24,144

SUBTOTAL \$ 117,871

POSITIONS APPROVED BY THE PRESIDENT'S CABINET:

MAT998	1.000	M	21	2	Dean, Natural Sciences, Jul-Aug	11900	301010	121000	601000	1200	100.00%	\$ 54,157
MAT983	1.000	M	21	6	Dean, Technology and Health Jul-Dec	11900	350000	121000	601000	1200	100.00%	129,833
CBT986	1.000	B	76	3	Lead Painter, Jul-Sep	11900	621400	212000	651000	2100	100.00%	40,243

SUBTOTAL \$ 224,233

NEW RESOURCES ALLOCATION PHASE 13:

MT9967	1.000	M	9	12	Minerva Avila (Special Project Manager, Accreditation)	11918	410000	215000	679000	2100	36.31%	\$ 60,007
--------	-------	---	---	----	--	-------	--------	--------	--------	------	--------	-----------

SUBTOTAL \$ 60,007

**POSITIONS FUNDED WITH ONE-TIME FUNDS
UNRESTRICTED GENERAL FUND**

POSITION NUMBER	FTE	RANGE	MONTHS	NAME	ACCOUNT NUMBER					ACCOUNT PERCENT	TOTAL SALARY & BENEFITS
					FUND	ORG	ACCT	PROG	ACTV		

POSITIONS/STIPENDS FUNDED AS IMMEDIATE NEEDS:

MT9964	1.000	M	9	12	Lizette Henderson (Special Project Manager)	11900	200000	215000	673000	2100	100.00%	\$ 177,303
MT9965	1.000	M	9	12	Vacant (Special Project Manager)	11900	200000	215000	673000	2100	100.00%	172,914
CA9366-CAT901	1.000	A	90	3	Maria Camacho (Human Resources Technician, Jul-Sep)	11900	200000	211000	673000	2100	100.00%	39,586
MC9987S	1.000	M	0	12	Lianne Maldonado-Greenlee (Director, Prof Org and Develop Stipend)	11900	300000	231000	660000	2100	100.00%	9,627
MC9910S	1.000	M	0	12	Lisa Rodriguez (Asst. Director, Professional and Organizational Development - Stipend)	11900	325000	231000	675000	2100	100.00%	9,837
CA9439-CAT887	1.000	A	69	12	Administrative Specialist I	11900	600000	211000	660000	2100	100.00%	105,874

SUBTOTAL \$ 515,141

GRANT TOTAL \$ 917,252

REVENUE-GENERATED ACCOUNTS
Carryover Budgets from 2022-23

TEAM	DESCRIPTION	ACCOUNT NUMBER					OPERATING EXPENSES	FUND BALANCE	TOTAL
		FUND	ORG	ACCT	PROG	ACTV			
President	President	13110	100000	794001	660000		\$ -	\$ 38,000	\$ 38,000
President	College Improvements	13110	100100	794001	601000		-	351,783	351,783
President	CSEA-Unit A Staff Development	13110	900350	641700	679000		6,500	-	6,500
							\$ 6,500	\$ 389,783	\$ 396,283
President	President's Award-Mathematics	13111	313010	794001	170100		-	330	330
President	President's Award-ASAC Academic Support	13111	324010	794001	493009		-	1,000	1,000
President	President's Award-Professional and Organizational Development	13111	325000	794001	675000		-	2,000	2,000
President	President's Award-Paralegal	13111	332040	794001	140200		-	1,202	1,202
President	President's Award-Business Management	13111	335020	794001	050600		-	1,000	1,000
President	President's Award-American Language	13111	341000	794001	493080		-	13	13
President	President's Award-Psychology	13111	345000	794001	200100		-	1,408	1,408
President	President's Award-Radio, Television	13111	371040	794001	060400		-	1,500	1,500
President	President's Award-Music	13111	372000	794001	100400		-	1,000	1,000
President	President's Award-Theater	13111	373000	794001	100100		-	2,000	2,000
President	President's Award-Non Credit Adult Education	13111	410000	794001	601000		-	40	40
President	President's Award-Career Center	13111	501000	794001	647000		-	47	47
President	President's Award-Foster Youth/REACH Program	13111	504150	794001	649000		-	1,500	1,500
President	President's Award-Basic Needs Resources	13111	523720	794001	609000		-	500	500
							\$ -	\$ 2,047	\$ 2,047
Instruction	Vice President of Instruction-Pathway Projects	13300	300000	794001	660000		-	10,000	10,000
Instruction	Natural Sciences-Planetarium	13302	301010	231000	681000	2100	10,500	-	10,500
Instruction	Natural Sciences-Planetarium	13302	301010	335000	681000	2100	157	-	157
Instruction	Natural Sciences-Planetarium	13302	301010	351000	681000	2100	5	-	5
Instruction	Natural Sciences-Planetarium	13302	301010	361000	681000	2100	146	-	146
Instruction	Natural Sciences-Planetarium	13302	301010	381000	681000	2100	315	-	315
Instruction	Natural Sciences-Planetarium	13302	301010	451000	681000		10,000	-	10,000
Instruction	Natural Sciences-Planetarium	13302	301010	564000	681000		2,000	-	2,000
Instruction	Natural Sciences-Planetarium	13302	301010	794001	000000		-	104,997	104,997
Instruction	Natural Sciences-Planetarium	13302	301010	794001	681000		-	93,434	93,434
							\$ 23,123	\$ 198,431	\$ 221,554

REVENUE-GENERATED ACCOUNTS
Carryover Budgets from 2022-23

TEAM	DESCRIPTION	ACCOUNT NUMBER					OPERATING EXPENSES	FUND BALANCE	TOTAL
		FUND	ORG	ACCT	PROG	ACTV			
Instruction	Natural Sciences-Discovery Science Day	13304	301010	794001	499900		\$ -	\$ 3,312	\$ 3,312
Instruction	Animal Sciences-General	13305	311010	794001	010240		-	2,907	2,907
Instruction	Chemistry	13312	312500	794001	709000		-	2,782	2,782
Instruction	Mt SAC Foundation-NS-Basic Skills-Supp Instr Tutor 2	13314	301272	794001	493000		-	3,067	3,067
Instruction	Mt SAC Foundation-NS-Makerspace-SEAP	13314	301310	794001	190100		-	4,891	4,891
Instruction	Mt SAC Foundation-Animal Sciences-General	13314	311010	794001	010200		-	6,113	6,113
Instruction	Mt SAC Foundation-Horticulture Sciences	13314	311500	794001	010900		-	974	974
Instruction	Mt SAC Foundation-Registered Veterinary Tech	13314	312000	794001	010210		-	17,634	17,634
Instruction	Mt SAC Foundation-Biological Sciences	13314	313500	794001	040100		-	2,603	2,603
Instruction	Mt SAC Foundation-Library	13314	321200	794001	612000		-	1,038	1,038
Instruction	Mt. SAC Foundation-Public Safety Programs	13314	355000	794001	213300		-	10,000	10,000
Instruction	Mt. SAC Foundation-AE ABE	13314	421000	794001	493000		-	1,091	1,091
Instruction	Mt. SAC Foundation-Foster Youth/REACH Program	13314	504150	794001	645000		-	2,250	2,250
							\$ -	\$ 13,341	\$ 13,341
Instruction	Wildlife Sanctuary	13315	313540	794001	049900		-	13,814	13,814
Instruction	Summer Science Exploration Experience S2E2	13317	380712	794001	701000		-	10,736	10,736
Instruction	Library/Learning Resources Division	13320	320000	794001	601000		-	11,314	11,314
Instruction	Restaurant at Business Division	13335	336041	794001	130710		-	95,487	95,487
Instruction	Center of Excellence	13336	336100	794001	684000		-	160,671	160,671
Instruction	Paralegal	13338	332040	794001	140200		-	1,251	1,251

REVENUE-GENERATED ACCOUNTS
Carryover Budgets from 2022-23

TEAM	DESCRIPTION	ACCOUNT NUMBER					OPERATING EXPENSES	FUND BALANCE	TOTAL
		FUND	ORG	ACCT	PROG	ACTV			
Instruction	Developmental Education Study Team	13340	340110	794001	675000	\$ -	\$ 6,233	\$ 6,233	
Instruction	Writing Center, Printing Fees	13341	340100	431500	150100	3,814	-	3,814	
Instruction	English	13342	342510	794001	150100	-	505	505	
Instruction	Sing Language, Interpreting	13344	345500	794001	080900	-	1,950	1,950	
Instruction	Tech and Health Division	13350	350000	794001	120100	-	4,551	4,551	
Instruction	Tech and Health Division-Health Occupations	13351	350000	794001	120100	-	19,531	19,531	
Instruction	Electronics, Computer Tech	13353	353000	794001	093410	-	6,846	6,846	
Instruction	Welding	13354	353520	794001	095650	-	5,265	5,265	
Instruction	Fire Academy	13355	355050	794001	213350	-	17,589	17,589	
Instruction	Public Safety Programs	13356	355000	794001	213300	-	8,005	8,005	
Instruction	Fashion	13360	336020	794001	696000	-	1,773	1,773	
Instruction	Radio, Television	13370	371040	794001	060400	-	2,099	2,099	
Instruction	Music	13370	372000	794001	100400	-	5,060	5,060	
Instruction	Music-Choral	13372	372010	794001	100400	-	138	138	
Instruction	Research and Instit Effectiveness	13379	379000	794001	709000	-	60	60	
Instruction	Community Services Administration	13430	430000	589000	681000	3,051	-	3,051	
Instruction	Community Services Administration	13430	430000	794001	000000	-	130,299	130,299	
						\$ 3,051	\$ 130,299	\$ 133,350	

REVENUE-GENERATED ACCOUNTS
Carryover Budgets from 2022-23

TEAM	DESCRIPTION	ACCOUNT NUMBER					OPERATING EXPENSES	FUND BALANCE	TOTAL
		FUND	ORG	ACCT	PROG	ACTV			
Instruction	CS Mt SAC Children Choir	13460	460000	794001	682000		\$ -	\$ 31,447	\$ 31,447
Instruction	AE Handicapped-DSPS Lab	13470	411000	794001	493030		-	1,066	1,066
Instruction	Non Credit Adult Education	13471	410000	794001	601000		-	5,000	5,000
Instruction	Training Source-CT Testing Services	13500	470000	451000	701000		500	-	500
Instruction	Training Source-CT Testing Services	13500	470000	582000	701000		200	-	200
Instruction	Training Source-CT Testing Services	13500	470000	584000	701000		1,000	-	1,000
Instruction	Training Source-CT Testing Services	13500	470000	591000	701000		221	-	221
							\$ 1,921	\$ -	\$ 1,921
Instruction	Training Source-CT Other Corporate Contracts	13500	470300	215000	701000	2100	254,021	-	254,021
Instruction	Training Source-CT Other Corporate Contracts	13500	470300	231000	701000	2100	2,000	-	2,000
Instruction	Training Source-CT Other Corporate Contracts	13500	470300	232000	701000	2100	2,000	-	2,000
Instruction	Training Source-CT Other Corporate Contracts	13500	470300	237000	701000	2100	20,000	-	20,000
Instruction	Training Source-CT Other Corporate Contracts	13500	470300	321000	701000	2100	67,773	-	67,773
Instruction	Training Source-CT Other Corporate Contracts	13500	470300	331000	701000	2100	15,873	-	15,873
Instruction	Training Source-CT Other Corporate Contracts	13500	470300	335000	701000	2100	4,012	-	4,012
Instruction	Training Source-CT Other Corporate Contracts	13500	470300	341000	701000	2100	35,847	-	35,847
Instruction	Training Source-CT Other Corporate Contracts	13500	470300	351000	701000	2100	139	-	139
Instruction	Training Source-CT Other Corporate Contracts	13500	470300	361000	701000	2100	3,865	-	3,865
Instruction	Training Source-CT Other Corporate Contracts	13500	470300	381000	701000	2100	600	-	600
Instruction	Training Source-CT Other Corporate Contracts	13500	470300	561000	701000		75,000	-	75,000
Instruction	Training Source-CT Other Corporate Contracts	13500	470300	589000	701000		4,009	-	4,009
Instruction	Training Source-CT Other Corporate Contracts	13500	470300	591000	701000		63,068	-	63,068
Instruction	Training Source-CT Other Corporate Contracts	13500	470300	794001	701000		-	130,110	130,110
							\$ 548,207	\$ 130,110	\$ 678,317

REVENUE-GENERATED ACCOUNTS
Carryover Budgets from 2022-23

TEAM	DESCRIPTION	ACCOUNT NUMBER					OPERATING EXPENSES	FUND BALANCE	TOTAL
		FUND	ORG	ACCT	PROG	ACTV			
Instruction	Training Source-CT CA Early Childhood Mentor	13500	470800	237000	701000	2100	\$ 150	\$ -	\$ 150
Instruction	Training Source-CT CA Early Childhood Mentor	13500	470800	335000	701000	2100	2	-	2
Instruction	Training Source-CT CA Early Childhood Mentor	13500	470800	361000	701000	2100	2	-	2
Instruction	Training Source-CT CA Early Childhood Mentor	13500	470800	381000	701000	2100	5	-	5
Instruction	Training Source-CT CA Early Childhood Mentor	13500	470800	451000	701000		72	-	72
Instruction	Training Source-CT CA Early Childhood Mentor	13500	470800	453200	701000		250	-	250
Instruction	Training Source-CT CA Early Childhood Mentor	13500	470800	512000	701000		450	-	450
Instruction	Training Source-CT CA Early Childhood Mentor	13500	470800	529000	701000		136	-	136
Instruction	Training Source-CT CA Early Childhood Mentor	13500	470800	591000	701000		139	-	139
							\$ 1,206	\$ -	\$ 1,206
Student Services	International Student Program	13502	502100	123000	620000	1200	120,841	-	120,841
Student Services	International Student Program	13502	502100	211000	620000	2100	229,769	-	229,769
Student Services	International Student Program	13502	502100	215000	620000	2100	150,953	-	150,953
Student Services	International Student Program	13502	502100	231000	620000	2100	117,285	-	117,285
Student Services	International Student Program	13502	502100	232000	620000	2100	10,000	-	10,000
Student Services	International Student Program	13502	502100	236000	620000	2100	2,000	-	2,000
Student Services	International Student Program	13502	502100	311000	620000	1200	23,081	-	23,081
Student Services	International Student Program	13502	502100	321000	620000	2100	101,577	-	101,577
Student Services	International Student Program	13502	502100	331000	620000	2100	24,349	-	24,349
Student Services	International Student Program	13502	502100	335000	620000	1200	1,752	-	1,752
Student Services	International Student Program	13502	502100	335000	620000	2100	6,310	-	6,310
Student Services	International Student Program	13502	502100	341000	620000	1200	25,059	-	25,059
Student Services	International Student Program	13502	502100	341000	620000	2100	69,575	-	69,575
Student Services	International Student Program	13502	502100	351000	620000	1200	60	-	60
Student Services	International Student Program	13502	502100	351000	620000	2100	217	-	217
Student Services	International Student Program	13502	502100	361000	620000	1200	1,680	-	1,680
Student Services	International Student Program	13502	502100	361000	620000	2100	7,089	-	7,089
Student Services	International Student Program	13502	502100	381000	620000	2100	1,530	-	1,530

REVENUE-GENERATED ACCOUNTS
Carryover Budgets from 2022-23

TEAM	DESCRIPTION	ACCOUNT NUMBER					OPERATING EXPENSES	FUND BALANCE	TOTAL
		FUND	ORG	ACCT	PROG	ACTV			
Student Services	International Student Program	13502	502100	451000	620000	\$ 4,500	\$ -	\$ 4,500	
Student Services	International Student Program	13502	502100	453200	620000	4,000	-	4,000	
Student Services	International Student Program	13502	502100	471000	620000	1,000	-	1,000	
Student Services	International Student Program	13502	502100	511000	620000	3,000	-	3,000	
Student Services	International Student Program	13502	502100	521000	620000	30,000	-	30,000	
Student Services	International Student Program	13502	502100	522000	620000	200	-	200	
Student Services	International Student Program	13502	502100	523000	620000	30,000	-	30,000	
Student Services	International Student Program	13502	502100	561000	620000	26,498	-	26,498	
Student Services	International Student Program	13502	502100	583000	620000	16,608	-	16,608	
Student Services	International Student Program	13502	502100	584000	620000	1,200	-	1,200	
Student Services	International Student Program	13502	502100	589000	620000	1,500	-	1,500	
Student Services	International Student Program	13502	502100	589200	620000	44,812	-	44,812	
Student Services	International Student Program	13502	502100	641500	620000	1,500	-	1,500	
Student Services	International Student Program	13502	502100	794001	620000	-	595,115	595,115	
						\$ 1,057,945	\$ 595,115	\$ 1,653,060	
Student Services	Veteran's Services	13504	504100	794001	646000	-	6,750	6,750	
Student Services	Veteran's Services	13504	504100	794001	648000	-	39,996	39,996	
						\$ -	\$ 46,746	\$ 46,746	
Student Services	CA eTranscript	13505	502200	794001	620000	-	10,528	10,528	
Student Services	Financial Aid	13506	504000	794001	646000	-	7,607	7,607	
Student Services	Career Center	13509	501000	794001	647000	-	9,019	9,019	
Student Services	Special Programs	13510	510100	794001	631000	-	767	767	
Student Services	Student Life-Commencement	13522	521000	794001	696000	-	826	826	
Instruction	Manufacturing	13551	352520	794001	095600	-	7,169	7,169	

REVENUE-GENERATED ACCOUNTS
Carryover Budgets from 2022-23

TEAM	DESCRIPTION	ACCOUNT NUMBER					OPERATING EXPENSES	FUND BALANCE	TOTAL
		FUND	ORG	ACCT	PROG	ACTV			
Administrative Services	Fiscal Services	13610	610000	794001	672000		\$ -	\$ 1,339	\$ 1,339
Administrative Services	Restricted Programs/Indirect Cost	13611	960700	794001	672000		-	1,595,227	1,595,227
Administrative Services	Design and Construction	13620	620000	794001	659000		-	4,866	4,866
Administrative Services	Custodial	13621	625000	794001	653000		-	7,388	7,388
Administrative Services	Transportation-Vehicle Surplus	13623	623000	794001	651000		-	9,438	9,438
Administrative Services	Printing Services	13630	663000	794001	677000		-	179,840	179,840
Administrative Services	Parking-Facility Rental	13631	631000	794001	695000		-	63,019	63,019
Administrative Services	Employee Health and Wellness	13655	650500	453200	677000		15,000	-	15,000
Administrative Services	Employee Health and Wellness	13655	650500	794001	677000		-	260,200	260,200
							\$ 15,000	\$ 260,200	\$ 275,200
Institutional	Insurance Deductible Losses	13656	960310	731000	731000		5,000	-	5,000
Institutional	Insurance Deductible Losses	13656	960310	794001	000000		-	378,640	378,640
							\$ 5,000	\$ 378,640	\$ 383,640
Institutional	Reasonable ADA/Ergonomics	13657	900855	794001	677000		-	204,247	204,247
Administrative Services	Campus Facility Rentals	13674	674000	211000	683000	2100	40,766	-	40,766
Administrative Services	Campus Facility Rentals	13674	674000	321000	683000	2100	10,876	-	10,876
Administrative Services	Campus Facility Rentals	13674	674000	331000	683000	2100	2,527	-	2,527
Administrative Services	Campus Facility Rentals	13674	674000	335000	683000	2100	591	-	591
Administrative Services	Campus Facility Rentals	13674	674000	341000	683000	2100	15,029	-	15,029
Administrative Services	Campus Facility Rentals	13674	674000	351000	683000	2100	20	-	20
Administrative Services	Campus Facility Rentals	13674	674000	361000	683000	2100	566	-	566

REVENUE-GENERATED ACCOUNTS
Carryover Budgets from 2022-23

TEAM	DESCRIPTION	ACCOUNT NUMBER					OPERATING EXPENSES	FUND BALANCE	TOTAL
		FUND	ORG	ACCT	PROG	ACTV			
Administrative Services	Campus Facility Rentals	13674	674000	589000	683000		\$ 1,401	\$ -	\$ 1,401
Administrative Services	Campus Facility Rentals	13674	674000	641700	683000		196,739	-	196,739
Administrative Services	Campus Facility Rentals	13674	674000	794001	000000		-	71,378	71,378
Administrative Services	Campus Facility Rentals	13674	674000	794001	683000		-	350,075	350,075
							\$ 268,515	\$ 421,453	\$ 689,968
Administrative Services	Box Office	13675	675000	794001	683000		-	47,084	47,084
Administrative Services	Box Office-Concessions	13675	675950	794001	683000		-	6,217	6,217
							\$ -	\$ 53,301	\$ 53,301
Administrative Services	Video Production	13676	676000	794001	000000		-	209,061	209,061
Administrative Services	Video Production	13676	676000	794001	709000		-	77,763	77,763
							\$ -	\$ 286,824	\$ 286,824
Instruction	Radio, Television	13677	371040	794001	060400		-	36	36
Instruction	Business, Color Copy/Laser Fees	13702	330000	431500	070100		6,000	-	6,000
Instruction	Business, Color Copy/Laser Fees	13702	330000	794001	000000		-	12,111	12,111
							\$ 6,000	\$ 12,111	\$ 18,111
Instruction	Architecture/Design, Production Fees	13703	352500	431500	095300		2,500	-	2,500
Instruction	Architecture/Design, Production Fees	13703	352500	794001	095300		-	6,944	6,944
							\$ 2,500	\$ 6,944	\$ 9,444
Instruction	Fine Arts	13705	371000	794001	100100		-	899	899
Instruction	Computer Graphics	13706	376000	431500	103000		6,763	-	6,763
Instruction	Commercial Art	13707	371010	431500	101300		4,064	-	4,064

REVENUE-GENERATED ACCOUNTS
Carryover Budgets from 2022-23

TEAM	DESCRIPTION	ACCOUNT NUMBER					OPERATING EXPENSES	FUND BALANCE	TOTAL
		FUND	ORG	ACCT	PROG	ACTV			
Instruction	Fine Arts	13708	371000	431500	100100		\$ 1,789	\$ -	\$ 1,789
Instruction	Interior Design	13710	336030	794001	130200		-	15,384	15,384
Instruction	Paramedic	13711	357030	794001	125100		-	142	142
Instruction	Kinesiology Division	13712	360000	794001	083500		-	360	360
Instruction	Industrial Design Technology	13713	352510	794001	095300		-	6,803	6,803
Instruction	Air Conditioning/Refrigeration	13732	353510	794001	094600		-	1,878	1,878
Instruction	Respiratory Technology	13733	356000	794001	121000		-	599	599
Instruction	Welding Certification	13734	353520	431500	095650		3,500	-	3,500
Instruction	Welding Certification	13734	353520	794001	095650		-	26,507	26,507
							\$ 3,500	\$ 26,507	\$ 30,007
Instruction	Public Safety Programs	13735	355000	794001	213300		-	255	255
Instruction	AE Voc-Floral Design	13736	413100	794001	010920		-	17,754	17,754
Instruction	Aircraft Maintenance Testing	13737	351510	141000	095000	1200	1,934	-	1,934
Instruction	Aircraft Maintenance Testing	13737	351510	311000	095000	1200	370	-	370
Instruction	Aircraft Maintenance Testing	13737	351510	335000	095000	1200	28	-	28
Instruction	Aircraft Maintenance Testing	13737	351510	351000	095000	1200	11	-	11
Instruction	Aircraft Maintenance Testing	13737	351510	361000	095000	1200	29	-	29
							\$ 2,372	\$ -	\$ 2,372
Instruction	Paramedic	13739	357030	794001	125100		-	349	349

REVENUE-GENERATED ACCOUNTS
Carryover Budgets from 2022-23

TEAM	DESCRIPTION	ACCOUNT NUMBER					OPERATING EXPENSES	FUND BALANCE	TOTAL
		FUND	ORG	ACCT	PROG	ACTV			
Institutional	Cashier's Office Bank Card Fees	13741	900810	794001	672000	\$ -	\$ 80,075	\$ 80,075	
Institutional	Cashier's Office Duplicate Photo ID	13741	900860	794001	000000	-	53,769	53,769	
Institutional	Cashier's Office Duplicate Photo ID	13741	900860	794001	672000	-	98,302	98,302	
						\$ -	\$ 232,146	\$ 232,146	
Student Services	Admissions and Records-Expedited Transcript Fee	13742	502000	794001	000000	-	83,254	83,254	
Student Services	Admissions and Records-Expedited Transcript Fee	13742	502000	794001	620000	-	99,065	99,065	
						\$ -	\$ 182,319	\$ 182,319	
Instruction	Future Teachers of America	13812	340210	794001	696000	-	387	387	
Instruction	Nursing	13813	351000	794001	696000	-	1,762	1,762	
Instruction	Dance	13814	361000	794001	696000	-	272	272	
Instruction	Fine Arts	13815	371000	794001	696000	-	892	892	
Instruction	Math-Science Conference	13816	313025	794001	696000	-	754	754	
Instruction	Fat Tire Bike Race	13818	353525	794001	696000	-	952	952	
Instruction	Radiologic Tech Special Ed Program	13819	356510	794001	696000	-	2,930	2,930	
Student Services	Disabled Student Services Program	13820	522010	794001	696000	-	1,733	1,733	
Instruction	Children's Literature Day	13822	342505	794001	696000	-	236	236	
Instruction	Chemistry Program	13823	312510	794001	696000	-	192	192	

REVENUE-GENERATED ACCOUNTS
Carryover Budgets from 2022-23

TEAM	DESCRIPTION	ACCOUNT NUMBER					OPERATING EXPENSES	FUND BALANCE	TOTAL
		FUND	ORG	ACCT	PROG	ACTV			
Instruction	CARE-Thanksgiving Food Drive	13824	341010	794001	696000	\$ -	\$ 204	\$ 204	
Instruction	RN Completion Ceremony	13825	351010	794001	696000	-	444	444	
Administrative Services	Fountain Maintenance	13826	620010	794001	659000	-	4,607	4,607	
Instruction	American Readers Theater	13828	342012	794001	696000	-	18,723	18,723	
Instruction	Physical Fitness/Fire and Law	13829	363106	794001	696000	-	12	12	
Instruction	Athletics-Pep Squad	13831	364110	794001	696000	-	618	618	
Instruction	Aeronautics	13832	352000	431000	699000	40,000	-	40,000	
Instruction	Aeronautics	13832	352000	794001	699000	-	161,327	161,327	
						\$ 40,000	\$ 161,327	\$ 201,327	
Instruction	Track and Field	13833	368010	794001	696000	-	28,376	28,376	
Instruction	Athletics-General	13834	364000	794001	696000	-	7,944	7,944	
Instruction	Athletics-Soccer, Women	13835	364130	794001	696000	-	10,129	10,129	
Instruction	Athletics-Soccer, Men	13836	364120	794001	696000	-	20,009	20,009	
Instruction	Non Credit Adult Education	13837	410000	794001	696000	-	1,814	1,814	
Instruction	Athletics-Wrestling, Men	13838	364250	554500	696000	600	-	600	
Instruction	Athletics-Wrestling, Men	13838	364250	794001	696000	-	21,220	21,220	
						\$ 600	\$ 21,220	\$ 21,820	

REVENUE-GENERATED ACCOUNTS
Carryover Budgets from 2022-23

TEAM	DESCRIPTION	ACCOUNT NUMBER					OPERATING EXPENSES	FUND BALANCE	TOTAL
		FUND	ORG	ACCT	PROG	ACTV			
Instruction	Athletics-Volleyball, Women	13839	364220	794001	696000	\$ -	\$ 1,516	\$ 1,516	
Instruction	Music-Choral	13840	372010	794001	696000	-	51,024	51,024	
Instruction	Music-Instrumental	13841	372020	794001	696000	-	27,076	27,076	
Instruction	Music-Choral	13842	372010	794001	696000	-	3,322	3,322	
Instruction	Kinesiology Division	13843	360000	794001	696000	-	2,551	2,551	
Instruction	Athletics-Football, Men	13845	364080	794001	696000	-	10,915	10,915	
Instruction	Fire Academy	13846	355050	794001	696000	-	148	148	
Instruction	Athletics-Basketball, Women	13848	364050	794001	696000	-	1,530	1,530	
Instruction	Athletics-Basketball, Men	13849	364040	794001	696000	-	9,508	9,508	
Instruction	Athletics-Baseball, Men	13851	364030	794001	696000	-	10,342	10,342	
Instruction	Athletics-Tennis, Men	13853	364170	794001	696000	-	126	126	
Instruction	Athletics-Softball, Women	13854	364140	794001	696000	-	989	989	
Instruction	Athletics-Tennis, Women	13855	364180	794001	696000	-	65	65	
Instruction	Championship Events	13856	368130	794001	696000	-	8,507	8,507	
Instruction	Mountaineer	13857	371060	794001	696000	-	32,831	32,831	
Instruction	Communication Department Program	13858	342010	589201	696000	1,500	-	1,500	
Instruction	Communication Department Program	13858	342010	794001	696000	-	7,612	7,612	
						\$ 1,500	\$ 7,612	\$ 9,112	

REVENUE-GENERATED ACCOUNTS
Carryover Budgets from 2022-23

TEAM	DESCRIPTION	ACCOUNT NUMBER					OPERATING EXPENSES	FUND BALANCE	TOTAL
		FUND	ORG	ACCT	PROG	ACTV			
Instruction	Flying Team	13859	352010	794001	696000	\$ -	\$ 1,887	\$ 1,887	
Instruction	Mt. SAC Athletic Services	13861	368110	794001	696000	-	1,676	1,676	
Instruction	Athletic Operations	13862	368100	589310	696000	2,700	-	2,700	
Instruction	Athletic Operations	13862	368100	794001	696000	-	33,373	33,373	
						\$ 2,700	\$ 33,373	\$ 36,073	
Instruction	Young Farmers	13863	312040	794001	696000	-	20,662	20,662	
Instruction	Agricultural Club Council	13864	312050	794001	696000	-	8,034	8,034	
Instruction	American Language	13865	341000	794001	696000	-	47	47	
Instruction	Business-Commerce	13866	332010	794001	696000	-	1,974	1,974	
Instruction	Interpreting Program	13867	345510	794001	696000	-	1,445	1,445	
Instruction	Mt. SAC Speakers Program	13868	342011	794001	696000	-	50,748	50,748	
Institutional	Classified Senate	13869	900620	794001	709000	-	2,724	2,724	
Instruction	Computer Information Systems Program	13870	333010	794001	696000	-	7,372	7,372	
Instruction	Art Alliance	13871	374010	794001	696000	-	9,329	9,329	
Instruction	Athletics-Pep Squad	13872	364110	523000	696000	35	-	35	
Instruction	Professional and Organizational Dev	13901	325000	794001	675000	-	3,821	3,821	

REVENUE-GENERATED ACCOUNTS
Carryover Budgets from 2022-23

TEAM	DESCRIPTION	ACCOUNT NUMBER					OPERATING EXPENSES	FUND BALANCE	TOTAL
		FUND	ORG	ACCT	PROG	ACTV			
Administrative Services	AB 1801 Reappropriation Funds, Purchasing	13901	640000	794001	677000		\$ -	\$ 1,268	\$ 1,268
Instruction	AB 1802 General Purpose Funds, Medical Services	13902	357000	794001	125000		-	10,000	10,000
Student Services	AB 1802 General Purpose Funds, Student Life	13902	521000	794001	645000		-	1,339	1,339
Administrative Services	AB 1802 General Purpose Funds, Fiscal Services	13902	610000	794001	672000		-	6,089	6,089
Administrative Services	AB 1802 General Purpose Funds, Event Services	13902	670000	794001	683000		-	17,190	17,190
Administrative Services	Medi-Cal Admin Activities Program, Fiscal Services	13903	610000	794001	672000		-	90,610	90,610
Institutional	Medi-Cal Admin Activities Program	13903	900840	794001	672000		-	50,666	50,666
							\$ -	\$ 141,276	\$ 141,276
Institutional	Great Classified Retreat	13904	900331	794001	675000		-	90,706	90,706
Institutional	Management-Staff Development	13905	900242	794001	675000		-	358,277	358,277
Institutional	Faculty Professional Development	13906	900330	794001	675000		-	229,490	229,490
Institutional	Vice President Human Resources	13907	200000	236000	673000	2100	16,099	-	16,099
Institutional	Vice President Human Resources	13907	200000	331000	673000	2100	998	-	998
Institutional	Vice President Human Resources	13907	200000	335000	673000	2100	233	-	233
Institutional	Vice President Human Resources	13907	200000	351000	673000	2100	8	-	8
Institutional	Vice President Human Resources	13907	200000	361000	673000	2100	238	-	238
Institutional	Budget/Categorical Program/Audit	13907	611000	561000	672000		108,120	-	108,120
Institutional	CARES Act Emergency Grant	13907	903510	794001	672000		-	6,528,545	6,528,545
							\$ 125,696	\$ 6,528,545	\$ 6,654,241
TOTAL							\$ 2,131,801	\$ 13,970,132	\$ 16,101,933

**NEW POSITIONS
RESTRICTED FUNDS**

POSITION NUMBER	FTE	RANGE	MONTHS	NAME	ACCOUNT NUMBER					ACCOUNT PERCENT	TOTAL SALARY & BENEFITS
					FUND	ORG	ACCT	PROG	ACTV		

HUMAN RESOURCES :

CO9970	1.000	C	97	12	Jauregui, Elizabeth (Human Resources Analyst)	17473	200000	213000	673000	2100	100.00%	\$ 176,627
--------	-------	---	----	----	---	-------	--------	--------	--------	------	---------	------------

TOTAL HUMAN RESOURCES \$ 176,627

INSTRUCTION :

CA9198	1.000	A	86	12	Vacant-Laboratory Technician II - Biological Sciences	17234	313500	221000	040100	2200	100.00%	\$ 115,839
CA9206	1.000	A	79	12	Rodriguez, Cynthia (Early Child Develop Spec I)	33500	336080	211000	692000	2100	50.00%	51,862
CA9206	1.000	A	79	12	Rodriguez, Cynthia (Early Child Develop Spec I)	33520	336080	211000	692000	2100	50.00%	51,866
CA9207	1.000	A	79	12	Reyes, Bernadette (Early Child Develop Spec I)	33520	336080	211000	692000	2100	100.00%	114,952
CA9208	1.000	A	79	12	Vacant-Project/Program Specialist	33500	336080	211000	692000	2100	25.00%	27,340
CA9208	1.000	A	79	12	Vacant-Project/Program Specialist	33520	336080	211000	692000	2100	75.00%	82,020
CA9209	1.000	A	79	12	Dotson, Roshanna (Project/Program Specialist)	33520	336080	211000	692000	2100	100.00%	94,777
CA9210	1.000	A	95	12	Vacant-Coordinator, Project/Program	33500	336080	211000	692000	2100	50.00%	62,428
CA9210	1.000	A	95	12	Vacant-Coordinator, Project/Program	33520	336080	211000	692000	2100	50.00%	62,432
CA9194	0.475	A	95	12	Vacant-Coordinator, Project/Program	17234	350010	211000	493000	2100	100.00%	40,262

TOTAL INSTRUCTION \$ 703,778

**NEW POSITIONS
RESTRICTED FUNDS**

POSITION NUMBER	FTE	RANGE	MONTHS	NAME	ACCOUNT NUMBER					ACCOUNT PERCENT	TOTAL SALARY & BENEFITS
					FUND	ORG	ACCT	PROG	ACTV		

SCHOOL OF CONTINUING EDUCATION :

MC9893	1.000	M	7	12	Araya, Marina (Manager, SCE Testing Center)	13500	470300	215000	701000	2100	100.00%	\$ 148,482
--------	-------	---	---	----	---	-------	--------	--------	--------	------	---------	------------

TOTAL SCHOOL OF CONTINUING EDUCATION \$ 148,482

STUDENT SERVICES :

CA9195	1.000	A	79	12	Vacant-Student Services Prog Spec II	17314	500450	211000	649000	2100	100.00%	\$ 109,360
CA9216	1.000	A	79	12	Padilla, Precious (Project/Program Specialist)	17464	514300	211000	649000	2100	100.00%	96,473
CA9196	1.000	A	75	12	Vacant-Administrative Specialist II	71005	521500	211000	696000	2100	100.00%	105,859
CA9204	1.000	A	79	12	Green, Kristyn (Student Services Prog Spec II)	17524	522000	211000	642000	2100	100.00%	94,436

TOTAL STUDENT SERVICES \$ 406,128

GRAND TOTAL \$ 1,435,015

**MT. SAN ANTONIO COLLEGE
2023-24
ADOPTED BUDGET
(FUND 11 AND 13 COMBINED)**

ORG NUMBER	BUDGET MANAGER	ADOPTED BUDGET 2023-24	% OF TOTAL BUDGET
<u>PRESIDENT/CEO</u>			
100000	President	\$ 1,443,731	0.42%
100100	College Improvements	439,810	0.13%
110000	Board of Trustees	257,743	0.08%
150000	Foundation	757,289	0.22%
505000	Marketing and Communications	1,417,820	0.41%
	SUB-TOTAL PRESIDENT/CEO	\$ 4,316,393	1.26%
<u>HUMAN RESOURCES</u>			
200000	Vice President Human Resources	\$ 5,921,132	1.73%
293000	Campus Safety and Sexual Assault	535,000	0.16%
325000	Professional and Organizational Dev	937,794	0.27%
900305	Professional Develop-Institutional	77,484	0.02%
900330	Faculty Professional Development	481,770	0.14%
	SUB-TOTAL HUMAN RESOURCES	\$ 7,953,180	2.32%
<u>INSTRUCTION</u>			
300000	Vice President Instruction	\$ 750,893	0.22%
300100	Honors Program	370,196	0.11%
300200	Catalogs and Schedules	87,098	0.03%
300210	AVP, Instructional Services	1,270,059	0.37%
300300	Pathway to Transfer	42,400	0.01%
301010	Natural Sciences Division	1,373,731	0.40%
301011	STEM Academic Support SEAP	8,628	0.00%
301020	Natural Sciences-Classroom	9,501	0.00%
301030	Natural Sciences-Special Projects	12,450	0.00%
301272	NS-Basic Skills-Supp Instr Tutor 2	3,067	0.00%
301310	NS-Makerspace-SEAP	4,891	0.00%
311010	Animal Sciences-General	753,728	0.22%
311020	Animal Sciences-Production	96,732	0.03%
311500	Horticultural Sciences	974	0.00%
311510	Horticultural Sciences-General	889,130	0.26%
311610	Horticultural Sciences-Production	145,078	0.04%
312000	Registered Veterinary Tech	17,634	0.01%
312010	Registered Vet Tech-General	878,608	0.26%
312040	Young Farmers	20,662	0.01%
312050	Agricultural Club Council	8,034	0.00%
312510	Chemistry Program	192	0.00%
312500	Chemistry	3,094,166	0.90%
313010	Mathematics	6,424,596	1.87%
313020	Mathematics-MARC	5,920	0.00%
313025	Math-Science Conference	754	0.00%
313030	Computer Sciences	446,846	0.13%
313500	Biological Sciences	3,830,606	1.12%
313510	Anthropology	545,206	0.16%
313520	Health Education	144,461	0.04%
313530	Histotechnology	183,524	0.05%
313540	Wildlife Sanctuary	18,354	0.01%
314000	Physics, Engineering	1,262,705	0.37%
314010	Physical Sciences	784,616	0.23%
314510	Astronomy	1,040,852	0.30%
314520	Other Physical Sciences	37,848	0.01%
314530	Geology	1,127,035	0.33%
314540	Oceanography	43,212	0.01%

**MT. SAN ANTONIO COLLEGE
2023-24
ADOPTED BUDGET
(FUND 11 AND 13 COMBINED)**

ORG NUMBER	BUDGET MANAGER	ADOPTED BUDGET 2023-24	% OF TOTAL BUDGET
320000	Library/Learning Resources Division	\$ 885,410	0.26%
321000	Learning Assistance - Division	726,440	0.21%
321010	Acad Supp Oversight Coord-SEAP	2,000	0.00%
321200	Library	3,315,253	0.97%
321500	Learning Assistance	958,746	0.28%
323000	Distance Learning	576,707	0.17%
324000	Tutorial Services	129,462	0.04%
324010	ASAC Academic Support	750,026	0.22%
324020	MARCS Academic Support	152,000	0.04%
330000	Business Division	1,395,837	0.41%
332000	Business Administration	1,288	0.00%
332010	Business-Commerce	1,974	0.00%
332030	Economics	326,715	0.10%
332040	Paralegal	397,051	0.12%
332050	Real Estate	342,514	0.10%
333000	Computer Information Systems	1,559,439	0.45%
333010	Computer Information Systems Prog	7,372	0.00%
335010	Accounting	565,239	0.16%
335020	Business Management	358,586	0.10%
336000	Consumer Science and Design Tech	26,539	0.01%
336020	Fashion	546,966	0.16%
336030	Interior Design	346,635	0.10%
336040	Restaurant and Food Services Mgt	824,513	0.24%
336041	Restaurant at Business Division	111,127	0.03%
336050	Child Development	1,176,082	0.34%
336060	Nutrition	841,534	0.25%
336080	Child Development Center	43,720	0.01%
336100	Center of Excellence	162,671	0.05%
340000	Humanities/Social Sciences Division	1,356,662	0.40%
340100	Writing Center	473,134	0.14%
340110	Developmental Education Study Team	6,233	0.00%
340150	Study Abroad	40,620	0.01%
340200	Teacher Preparation Institute	18,798	0.01%
340210	Future Teachers of America	387	0.00%
341000	American Language	504,078	0.15%
341010	CARE-Thanksgiving Food Drive	204	0.00%
342000	Communication	1,875,697	0.55%
342010	Communication Department Program	9,112	0.00%
342011	Mt. SAC Speakers Program	50,748	0.01%
342012	American Readers Theater	18,723	0.01%
342505	Children's Literature Day	236	0.00%
342510	English	5,780,958	1.68%
343200	Ethnic Studies	622,160	0.18%
343490	History and Art History	93	0.00%
343500	History	1,397,447	0.41%
343510	Art History	820,652	0.24%
343515	Geography and Political Science	92	0.00%
343520	Geography	366,507	0.11%
343530	Political Science	1,032,793	0.30%
345000	Psychology	2,126,635	0.62%
345500	Sign Language, Interpreting	734,186	0.21%
345510	Interpreting Program	1,445	0.00%
346000	Sociology	959,579	0.28%
346500	Philosophy	913,396	0.27%
347000	World Languages	1,364,835	0.40%

**MT. SAN ANTONIO COLLEGE
2023-24
ADOPTED BUDGET
(FUND 11 AND 13 COMBINED)**

ORG NUMBER	BUDGET MANAGER	ADOPTED BUDGET 2023-24	% OF TOTAL BUDGET
350000	Tech and Health Division	\$ 1,683,132	0.49%
351000	Nursing	2,235,237	0.65%
351010	RN Completion Ceremony	444	0.00%
351500	Aircraft Maintenance	699,465	0.20%
351510	Aircraft Maintenance Testing	2,372	0.00%
352000	Aeronautics	1,175,854	0.34%
352010	Flying Team	1,887	0.00%
352500	Arch, Ind Design, Eng and Mfg	880,370	0.26%
352510	Industrial Design Technology	6,803	0.00%
352520	Manufacturing	296,138	0.09%
353000	Electronics, Computer Tech	855,202	0.25%
353510	Air Conditioning/Refrigeration	625,974	0.18%
353520	Welding	832,539	0.24%
353525	Fat Tire Bike Race	952	0.00%
355000	Public Safety Programs	2,171,347	0.63%
355050	Fire Academy	17,737	0.01%
355500	Mental Health	1,349,860	0.39%
356000	Respiratory Technology	653,848	0.19%
356500	Radiologic Technology	684,436	0.20%
356510	Radiologic Tech Special Ed Program	2,930	0.00%
357000	Medical Services	10,000	0.00%
357030	Paramedic	491	0.00%
360000	Kinesiology Division	1,165,684	0.34%
361000	Dance	558,264	0.16%
363000	Kinesiology-General	1,142,443	0.33%
363030	Baseball, Men	137,547	0.04%
363040	Basketball, Men	138,491	0.04%
363050	Basketball, Women	165,661	0.05%
363060	Cross Country, Men	91,996	0.03%
363070	Cross Country, Women	41,165	0.01%
363080	Football, Men	469,281	0.14%
363106	Physical Fitness/Fire and Law	12	0.00%
363120	Soccer, Men	174,247	0.05%
363140	Softball, Women	176,784	0.05%
363150	Swimming, Men	172,933	0.05%
363160	Swimming, Women	155,057	0.05%
363190	Track and Field, Men	41,165	0.01%
363200	Track and Field, Women	91,998	0.03%
363220	Volleyball, Women	46,221	0.01%
363225	Beach Volleyball, Women	74,299	0.02%
363230	Water Polo, Men	93,573	0.03%
363240	Water Polo, Women	75,695	0.02%
364000	Athletics-General	901,952	0.26%
364030	Athletics-Baseball, Men	47,989	0.01%
364040	Athletics-Basketball, Men	35,876	0.01%
364050	Athletics-Basketball, Women	28,835	0.01%
364060	Athletics-Cross Country, Men	26,092	0.01%
364070	Athletics-Cross Country, Women	28,078	0.01%
364080	Athletics-Football, Men	126,496	0.04%
364090	Athletics-Golf, Men	15,089	0.00%
364100	Athletics-Golf, Women	15,089	0.00%
364110	Athletics-Pep Squad	26,745	0.01%
364120	Athletics-Soccer, Men	61,076	0.02%

**MT. SAN ANTONIO COLLEGE
2023-24
ADOPTED BUDGET
(FUND 11 AND 13 COMBINED)**

ORG NUMBER	BUDGET MANAGER	ADOPTED BUDGET 2023-24	% OF TOTAL BUDGET
364130	Athletics-Soccer, Women	\$ 51,196	0.01%
364140	Athletics-Softball, Women	38,636	0.01%
364150	Athletics-Swimming, Men	32,863	0.01%
364160	Athletics-Swimming, Women	34,572	0.01%
364170	Athletics-Tennis, Men	13,229	0.00%
364180	Athletics-Tennis, Women	13,168	0.00%
364190	Athletics-Track and Field, Men	48,650	0.01%
364200	Athletics-Track and Field, Women	40,164	0.01%
364220	Athletics-Volleyball, Women	27,884	0.01%
364230	Athletics-Water Polo, Men	28,078	0.01%
364240	Athletics-Water Polo, Women	28,078	0.01%
364250	Athletics-Wrestling, Men	102,244	0.03%
365000	Exercise Science/Wellness Center	50,330	0.01%
366100	Mt SAC Cross Country Invitational	1,000	0.00%
366200	Mt SAC Relays	1,000	0.00%
368010	Track and Field	28,376	0.01%
368100	Athletic Operations	36,073	0.01%
368110	Mt. SAC Athletic Services	1,676	0.00%
368130	Championship Events	8,507	0.00%
370000	Arts Division	1,091,354	0.32%
371000	Fine Arts	2,009,327	0.59%
371010	Commercial Art	421,586	0.12%
371030	Commercial and Entertainment Arts	114,453	0.03%
371040	Radio, Television	568,863	0.17%
371050	Journalism	172,269	0.05%
371060	Mountaineer	32,831	0.01%
372000	Music	1,623,581	0.47%
372010	Music-Choral	104,448	0.03%
372020	Music-Instrumental	55,782	0.02%
372030	Music-Recital	3,200	0.00%
372040	Music-Jazz Band	16,235	0.00%
373000	Theater	879,757	0.26%
374000	Art Gallery	73,925	0.02%
374010	Art Alliance	9,329	0.00%
375000	Photography	679,584	0.20%
376000	Computer Graphics	345,792	0.10%
379000	Research and Instit Effectiveness	917,908	0.27%
380000	Grants Office	716,565	0.21%
380712	STEM Participant Support Costs	10,736	0.00%
380728	Equity Minded Campus Culture	500	0.00%
392050	Perkins/Holding/Administration	460	0.00%
394000	Dual Enrollment	963,784	0.28%
392210	SWP Cross Programs	1,540	0.00%
SUB-TOTAL INSTRUCTION		\$ 94,654,027	27.37%
SCHOOL OF CONTINUING EDUCATION			
400000	Non Cr/School Continuing Educ Div	\$ 38,874	0.01%
410000	Non Credit Adult Education	3,487,771	1.02%
410300	AE-Vocational	428,638	0.12%
410500	AE-ESL	4,360,903	1.27%
410501	AE-VESL	25,609	0.01%
410507	AE-ESL, Integrated EL Civics Sec243	2,000	0.00%
410510	AE VESL-Business	63,987	0.02%

**MT. SAN ANTONIO COLLEGE
2023-24
ADOPTED BUDGET
(FUND 11 AND 13 COMBINED)**

ORG NUMBER	BUDGET MANAGER	ADOPTED BUDGET 2023-24	% OF TOTAL BUDGET
410530	AE Language Learning Center	\$ 332,396	0.10%
411000	AE Handicapped-DSPS Lab	184,442	0.05%
412000	AE-Older Adults	2,144,961	0.63%
412210	AE Voc HO-HCRC	118,747	0.03%
412230	AE Voc HO-CNA	194,987	0.06%
412240	AE Voc HO-IV Therapy	2,682	0.00%
412250	AE Voc HO-CPR Training Center	28,150	0.01%
412260	AE Voc HO-IHSS	23,081	0.01%
412270	AE Voc HO-Emergency Medical Tech	83,136	0.02%
412280	AE Voc HO-Physical Therapist Aide	35,589	0.01%
412300	AE Voc HO-Medical Assistant	15,000	0.00%
412301	AE Voc HO-Contact Tracer	6,000	0.00%
412305	AE Voc HO-Pharmacy Technician	141,226	0.04%
413100	AE Voc-Floral Design	42,945	0.01%
413200	AE Voc-Welding	6,288	0.00%
413300	AE Voc-Electronics	70,922	0.02%
413310	AE Voc-Tutor Training	9,215	0.00%
413400	AE Voc-Office Skills (Inc. Med Sec)	31,757	0.01%
413500	AE Voc-Accounting (Inc. Payroll)	29,063	0.01%
413600	AE Voc-Manufacturing	10,000	0.00%
420000	Non Credit Adult Educ-Basic Skills	94,276	0.03%
420020	NC ABE Section 231-Administration	323	0.00%
421000	AE ABE	1,716,536	0.50%
421001	SCE-ABE Learning Ctr Acad Supp	55,561	0.02%
421010	Adult Basic Education SEAP	244,799	0.07%
421500	AE BS-High School	741,936	0.22%
422000	AE BS-HS Summer Sch	633,155	0.18%
422010	AE BS-Bonita USD	226,005	0.07%
422020	AE BS-Pomona USD	1,263,532	0.37%
422030	AE BS-Walnut USD	195,613	0.06%
422040	AE BS-Hacienda LaPuente USD	437,943	0.13%
422050	AE BS-West Covina USD	221,056	0.06%
422060	AE BS-Bassett USD	104,167	0.03%
422070	AE BS-Rowland USD	222,856	0.06%
422080	AE BS-Baldwin Park USD	224,225	0.07%
422100	AE BS-Alhambra USD	265,612	0.08%
422120	AE BS-Covina USD	346,573	0.10%
422130	AE BS-Charter Oak USD	141,959	0.04%
422140	AE BS-Chaffey USD	70,950	0.02%
422150	AE BS-Whittier USD	696,080	0.20%
422170	AE BS-The School of Art and Ent	9,304	0.00%
422180	AE BS-Montebello USD	41,000	0.01%
422190	AE BS-Compton USD	34,000	0.01%
430000	Community Services Administration	446,463	0.13%
430300	CS The Arts	2,371	0.00%
430400	CS Business/Prof Dev/Certificates	39,053	0.01%
430600	CS College for Kids	93,550	0.03%
430900	CS Financial Planning	1,695	0.00%
431100	CS Foreign Languages	598	0.00%
431300	CS Home Economics/Home Arts	2,961	0.00%
431400	CS Medical/Dental Billing	11,300	0.00%
431500	CS Motorcycle Safety	400,333	0.12%
431800	CS Personal Development	1,163	0.00%

**MT. SAN ANTONIO COLLEGE
2023-24
ADOPTED BUDGET
(FUND 11 AND 13 COMBINED)**

ORG NUMBER	BUDGET MANAGER	ADOPTED BUDGET 2023-24	% OF TOTAL BUDGET
432300	CS CPR Center	\$ 122,886	0.04%
440100	CS Rec-Dance	565	0.00%
440200	CS Rec-Martial Arts	598	0.00%
440300	CS Rec-Sports	5,325	0.00%
440400	CS Rec-Swim	11,303	0.00%
440600	CS Rec-Wellness Center	12,142	0.00%
450200	CS Tours-Wildlife Sanctuary	1,000	0.00%
460000	CS Mt SAC Children Choir	31,447	0.01%
470000	CT Testing Services	316,063	0.09%
470800	CT CA Early Childhood Mentor	1,206	0.00%
470300	CT Other Corporate Contracts	682,742	0.20%
481150	Health Career Apprentice Develop	2,000	0.00%
481321	CAEP Mt Sac Member	780	0.00%
481325	CAEP Consortium	2,000	0.00%
481360	Non-Cred College & Career Readiness	2,130	0.00%
SUB-TOTAL SCHOOL OF CONTINUING EDUCATION		\$ 22,097,504	6.44%
<u>STUDENT SERVICES</u>			
500000	Vice President Student Services	\$ 1,540,916	0.45%
500400	AANAPISI	503,683	0.15%
500450	California College Promise	2,170	0.00%
501000	Career Center	512,104	0.15%
501500	Transfer Center	281,567	0.08%
502000	Admissions and Records	3,044,254	0.89%
502100	International Student Program	2,075,187	0.60%
502200	CA eTranscript	10,528	0.00%
503000	Assessment and Matriculation	488,202	0.14%
504000	Financial Aid	2,276,545	0.66%
504100	Veteran's Services	163,550	0.05%
504120	Scholarship Ceremony	25,000	0.01%
504150	Foster Youth/REACH Program	282,896	0.08%
504200	BFAP	2,000	0.00%
510000	Counseling and Guidance	5,510,886	1.61%
510010	Equity Center SEAP	2,000	0.00%
510100	Special Programs	3,222	0.00%
512000	High School Outreach	747,133	0.22%
513000	Bridge Program	654,008	0.19%
513200	Dream Program	135,323	0.04%
513400	Black Cultural Center/ Aspire	162	0.00%
514000	Upward Bound	278,242	0.08%
514300	Rising Scholars	174,619	0.05%
517000	El Centro	2,000	0.00%
520000	Student Services Division	560,581	0.16%
521000	Student Life	946,683	0.28%
521100	Lead Program, Student Life	530	0.00%
522000	DSPS	1,488,078	0.43%
522010	Disabled Student Services Program	1,733	0.00%
522100	DSPS-DHH Services	647,818	0.19%
522150	DSPS-DHH/Vision Access Fund	12,500	0.00%
522200	DSPS-Tram Service	7,967	0.00%
523000	EOPS	560,429	0.16%
523200	NextUp	1,500	0.00%

**MT. SAN ANTONIO COLLEGE
2023-24
ADOPTED BUDGET
(FUND 11 AND 13 COMBINED)**

ORG NUMBER	BUDGET MANAGER	ADOPTED BUDGET 2023-24	% OF TOTAL BUDGET
523100	CARE	\$ 147,844	0.04%
523400	CalWORKS	200	0.00%
523720	Basic Needs Resources	2,500	0.00%
534000	Health Services	230,458	0.07%
534200	Smoke-Free Campus	5,000	0.00%
SUB-TOTAL STUDENT SERVICES		\$ 23,330,018	6.80%
<u>ADMINISTRATIVE SERVICES</u>			
600000	VP Administrative Services	\$ 1,155,560	0.34%
610000	Fiscal Services	1,416,090	0.41%
611000	Budget/Categorical Programs/Audit	1,858,699	0.54%
612000	Accounting/Accounts Payable	1,196,091	0.35%
613000	Payroll	1,163,957	0.34%
614000	Cashier's Office	326,736	0.10%
620000	Design and Construction	1,156,286	0.34%
620010	Fountain Maintenance	4,607	0.00%
620020	Habitat Mitigation Monitoring	16,400	0.00%
620110	Energy Services	969,033	0.28%
620200	Maintenance and Operations	759,534	0.22%
621000	Maintenance	1,203,301	0.35%
621100	Maintenance-Carpentry	147,170	0.04%
621200	Maintenance-HVAC	590,587	0.17%
621300	Maintenance-Locksmith	146,862	0.04%
621400	Maintenance-Painting	182,584	0.05%
621500	Maintenance-Plumbing	452,967	0.13%
621600	Maintenance-Skilled Craft	564,401	0.16%
621800	Maintenance-Electrical	460,196	0.13%
622000	Grounds	2,249,571	0.66%
622200	Grounds-Irrigation	402,993	0.12%
623000	Transportation	866,805	0.25%
624000	Warehouse	488,844	0.14%
625000	Custodial	7,776,790	2.27%
630000	Public Safety	676,095	0.20%
631000	Parking Services	712,173	0.21%
640000	Purchasing	613,463	0.18%
641000	Mail Services	378,645	0.11%
642000	Switchboard	5,000	0.00%
650000	Safety and Risk Management	550,111	0.16%
650150	Env Safety/Emergency Services	205,967	0.06%
650200	Rideshare Program	42,219	0.01%
650500	Employee Health and Wellness	275,200	0.08%
660000	Office of Information Technology	567,900	0.17%
661000	Information Technology	11,345,326	3.31%
662000	Academic Technology	3,303,378	0.96%
663000	Printing Services	987,851	0.29%
664000	Enterprise Application Systems	1,510,272	0.44%
665000	Information Tech-Institutional	351,770	0.10%
670000	Event Services	1,484,489	0.43%
671000	Performing Arts Operations	1,308,639	0.38%
672000	Broadcast Services	1,091,782	0.32%
672500	Audio Visual Services	976,521	0.28%

**MT. SAN ANTONIO COLLEGE
2023-24
ADOPTED BUDGET
(FUND 11 AND 13 COMBINED)**

ORG NUMBER	BUDGET MANAGER	ADOPTED BUDGET 2023-24	% OF TOTAL BUDGET
674000	Campus Facility Rentals	\$ 689,968	0.20%
675000	Box Office	47,084	0.01%
675950	Box Office-Concessions	6,217	0.00%
676000	Video Production	286,824	0.08%
SUB-TOTAL ADMINISTRATIVE SERVICES		\$ 52,972,958	15.44%
<u>INSTITUTIONAL</u>			
900000	President-Institutional	\$ 201,649	0.06%
900100	Memberships	410,422	0.12%
900200	Stars of Excellence	217,450	0.06%
900205	Special Activities and Events	60,000	0.02%
900210	Institutional Advance Foundation	65,000	0.02%
900215	Climate Action/Sustainability	76,904	0.02%
900220	Confer/Travel President's Office	20,000	0.01%
900240	Conf/Supv Staff Development	15,000	0.00%
900242	Management-Staff Development	736,573	0.21%
900300	Human Resources-Institutional	215,191	0.06%
900310	Recruitment	79,000	0.02%
900320	Employment	35,844	0.01%
900331	Great Classified Retreat	120,736	0.04%
900350	CSEA-Unit A Staff Development	20,500	0.01%
900360	CSEA-Unit B Staff Development	11,636	0.00%
900610	Instruction-Institutional	34,033,192	9.92%
900620	Classified Senate	5,560	0.00%
900630	Accreditation	37,200	0.01%
900640	Instructional Equipment	1,973,520	0.58%
900660	Academic Senate	184,130	0.05%
900670	Faculty Association	438,380	0.13%
900700	Student Services-Institutional	60,000	0.02%
900710	Commencement-Admissions and Records	16,515	0.00%
900720	Behavior & Wellness Team	176,270	0.05%
900800	Admin Services-Institutional	402,253	0.12%
900810	Cashier's Office Bank Card Fees	351,265	0.10%
900820	Commencement-Event Services	81,584	0.02%
900830	Computer Replacement Program	250,000	0.07%
900840	Medi-Cal Admin Activities Program	50,666	0.01%
900850	Fiscal Services-Institutional	370,349	0.11%
900855	Reasonable ADA/Ergonomics	204,247	0.06%
900860	Photo ID	176,884	0.05%
901000	Financial Aid Accounting	10,000	0.00%
902000	FSEOG	323,878	0.09%
902500	Federal Work Study	294,163	0.09%
902600	LAEP Workers Compensation	108,350	0.03%
903510	Indirect Cost-Institutional	6,528,545	1.90%
960000	Employer Paid Benefits	9,806,900	2.86%
960100	Retiree Benefit Premiums	3,006,801	0.88%
960120	Retiree Benefits-Dist Contribution	2,500,000	0.73%
960200	Utilities	5,008,685	1.46%
960300	Property/Liability Insurance	2,089,770	0.61%
960310	Insurance Deductible Losses	383,640	0.11%
960400	Warehouse-Stores	511,309	0.15%

**MT. SAN ANTONIO COLLEGE
2023-24
ADOPTED BUDGET
(FUND 11 AND 13 COMBINED)**

ORG NUMBER	BUDGET MANAGER	ADOPTED BUDGET 2023-24	% OF TOTAL BUDGET
960700	Restricted Programs/Indirect Cost	\$ 1,995,527	0.58%
990000	Fund Balances	47,945,916	13.97%
999920	Vacant Positions	4,421,702	1.29%
999990	Placeholder	11,791,380	3.44%
	SUB-TOTAL INSTITUTIONAL	\$ 137,824,486	40.16%
	TOTAL GENERAL FUND	\$ 343,148,566	100.00%

MT. SAN ANTONIO COLLEGE
11 - UNRESTRICTED GENERAL FUND, 13 - UNRESTR GEN FUND REVENUE GENERATED
REVENUES

ACCOUNT DESCRIPTION	ADOPTED BUDGET 2022-23	ACTUAL INCOME 2022-23	ADOPTED BUDGET 2023-24
CURRENT ASSETS	\$ 90,866,283	\$ 90,866,283	\$ 110,875,797
CURRECT LIABILITIES	30,470,792	30,470,792	57,759,886
TOTAL NET BEGINNING BALANCE	<u>\$ 60,395,491</u>	<u>\$ 60,395,491</u>	<u>\$ 53,115,911</u>
<u>CLASSIFICATION OF REVENUES</u>			
8100 - FEDERAL REVENUES	\$ 140,000	\$ 160,114	\$ 153,000
8600 - STATE REVENUES	181,232,897	178,978,976	192,973,395
8800 - LOCAL REVENUES	83,882,028	89,830,560	96,624,454
TOTAL REVENUES	<u>\$ 265,254,925</u>	<u>\$ 268,969,650</u>	<u>\$ 289,750,849</u>
8900 - OTHER FINANCING SOURCES	\$ 335,149	\$ 367,400	\$ 281,806
TOTAL OTHER FINANCING SOURCES	<u>\$ 335,149</u>	<u>\$ 367,400</u>	<u>\$ 281,806</u>
TOTAL REVENUES & OTHER FINANCING SOURCES	<u>\$ 265,590,074</u>	<u>\$ 269,337,050</u>	<u>\$ 290,032,655</u>
TOTAL REVENUES, OTHER FINANCING SOURCES, & NET BEGINNING BALANCE	<u>\$ 325,985,565</u>	<u>\$ 329,732,541</u>	<u>\$ 343,148,566</u>

MT. SAN ANTONIO COLLEGE
11 - UNRESTRICTED GENERAL FUND, 13 - UNRESTR GEN FUND REVENUE GENERATED
EXPENDITURES

DESCRIPTION OF EXPENDITURE	ADOPTED BUDGET 2022-23	ACTUAL EXPENDITURES 2022-23	ADOPTED BUDGET 2023-24	DIFFERENCE BETWEEN (CURR-PREV)
1000 - ACADEMIC SALARIES	\$ 104,733,310	\$ 111,760,049	\$ 105,799,623	\$ 1,066,313
2000 - CLASSIFIED-OTH NON ACAD SALARIES	57,636,468	61,753,553	65,018,302	7,381,834
3000 - EMPLOYEE BENEFITS	65,197,668	72,892,814	69,022,376	3,824,708
4000 - SUPPLIES AND MATERIALS	3,124,735	2,979,531	3,508,778	384,043
5000 - OTHER OPERATING EXPENSES AND SRVS	37,362,863	23,279,864	33,773,805	(3,589,058)
6000 - CAPITAL OUTLAY	3,368,730	1,646,184	3,717,828	349,098
7000 - OTHER OUTGO	493,882	2,304,635	391,806	(102,076)
1000 - 7000 TOTAL EXPENDITURES	\$ 271,917,656	\$ 276,616,630	\$ 281,232,518	\$ 9,314,862
<u>FUND BALANCE</u>				
794001 - Assigned Fund Bal-Revenue Generated	\$ 17,056,646	\$ 16,101,933	\$ 13,970,132	\$ (3,086,514)
794007 - Assigned Fund Bal-New Resources Allocation	-	3,240,731	-	-
794009 - Assigned Fund Bal-Carryovers	-	2,834,859	-	-
794010 - Assigned Fund Bal-2023-24 One-Time	-	2,609,967	-	-
795001 - Unassigned Fd Bal-10% Board Policy	27,191,766	27,661,663	28,123,252	931,486
795002 - Unassigned Fund Balance	9,819,497	666,758	19,822,664	10,003,167
7900 TOTAL FUND BALANCE	\$ 54,067,909	\$ 53,115,911	\$ 61,916,048	\$ 7,848,139
TOTAL EXPENDITURES PLUS FUND BALANCE	\$ 325,985,565	\$ 329,732,541	\$ 343,148,566	\$ 17,163,001

MT. SAN ANTONIO COLLEGE
11 - UNRESTRICTED GENERAL FUND
REVENUES

ACCOUNT DESCRIPTION	ADOPTED BUDGET 2022-23	ACTUAL INCOME 2022-23	ADOPTED BUDGET 2023-24
<u>CURRENT ASSETS</u>			
11000-000000-9110-000000	\$ 61,470,959	\$ 61,470,959	\$ 67,240,776
11000-000000-9130-000000	100,000	100,000	100,000
11000-000000-9200-000000	9,667,521	9,667,521	24,792,948
11000-000000-9220-000000	1,237,239	1,237,239	2,006,754
TOTAL CURRENT ASSETS	\$ 72,475,719	\$ 72,475,719	\$ 94,140,478
<u>CURRENT LIABILITIES</u>			
11000-000000-9500-000000	\$ 16,869,816	\$ 16,869,816	\$ 42,759,930
11000-000000-9552-000000	22,678	22,678	67,580
11000-000000-9542-000000	4,527,070	4,527,070	4,579,794
11000-000000-9546-000000	6,871,469	6,871,469	7,431,725
11000-000000-9650-000000	346,498	346,498	726,944
11000-000000-9651-000000	1,538,269	1,538,269	1,560,527
TOTAL CURRENT LIABILITIES	\$ 30,175,800	\$ 30,175,800	\$ 57,126,500
TOTAL NET BEGINNING BALANCE	\$ 42,299,919	\$ 42,299,919	\$ 37,013,978
<u>CLASSIFICATION OF REVENUES</u>			
<u>8100 - FEDERAL REVENUES</u>			
11753-902500-812002-732000	\$ -	\$ 19,751	\$ -
11000-820901-815000-000000	140,000	-	153,000
11751-901500-815000-732000	-	85	-
11752-901500-815000-732000	-	7,165	-
11753-901500-815000-732000	-	50,135	-
11753-902000-815001-732000	-	75,026	-
TOTAL 8100 - FEDERAL REVENUES	\$ 140,000	\$ 152,162	\$ 153,000
<u>8600 - STATE REVENUES</u>			
11000-800100-861100-000000	\$ 190,125	\$ 184,261	\$ 184,261
11000-800200-861100-000000	334,229	-	-
11000-810000-861100-000000	117,149,599	139,060,457	121,277,122
11900-811000-861101-000000	-	834,365	-
11000-820000-861902-000000	441,930	428,033	441,930
11000-820000-861903-000000	-	164,091	-
11000-820200-861904-000000	350,635	366,800	458,500
11000-820300-861905-000000	-	2,105	-
11000-800220-861906-000000	4,086,028	-	-
11000-800222-861908-000000	-	786,824	786,824
11000-800222-861909-000000	-	(1,600)	-
11000-820901-861911-732000	24,906	59,581	59,581
11000-800200-862900-000000	-	278,501	278,501
11000-810000-863000-000000	51,018,645	16,463,619	58,150,475
11900-811000-863001-000000	-	(159,625)	-
11000-810000-867200-000000	107,141	105,686	105,686
11000-810000-867900-000000	14	83	83

MT. SAN ANTONIO COLLEGE
11 - UNRESTRICTED GENERAL FUND
REVENUES

ACCOUNT DESCRIPTION	ADOPTED BUDGET 2022-23	ACTUAL INCOME 2022-23	ADOPTED BUDGET 2023-24
8600 - STATE REVENUES (continued)			
11800-820600-868501-000000	\$ 5,743,790	\$ 6,931,576	\$ 5,980,299
11800-820600-868502-000000	-	132,224	-
11000-800300-868800-000000	1,075,564	1,075,571	1,164,105
11000-800222-869000-000000	710,291	-	-
11900-820326-869000-000000	-	1,200	-
11890-960140-869001-000000	-	8,179,196	-
11000-800220-869002-000000	-	4,086,028	4,086,028
TOTAL 8600 - STATE REVENUES	\$ 181,232,897	\$ 178,978,976	\$ 192,973,395
8800 - LOCAL REVENUES			
11000-810000-881100-000000	\$ 22,494,914	\$ 24,481,373	\$ 24,481,373
11000-810000-881200-000000	755,120	768,879	768,879
11000-810000-881300-000000	427,865	447,308	447,308
11000-810000-881600-000000	703,360	1,336,233	1,336,233
11000-810000-881700-000000	33,136,826	38,633,330	38,633,330
11000-810000-881800-000000	1,232,269	1,365,028	1,365,028
11000-810000-881900-000000	2,987,840	3,954,545	3,954,545
11000-810000-881950-000000	143,736	31,849	31,849
11000-820320-884001-100400	16,000	15,687	16,000
11000-820321-884002-100700	4,000	8,539	8,600
11000-820322-884003-100800	5,400	6,483	6,400
11000-820324-885000-683000	10,000	10,000	10,000
11000-000000-886000-000000	600,000	2,930,000	1,800,000
11000-000000-886200-000000	4,323,557	(3,472,783)	8,031,483
11000-810000-887410-000000	9,139,450	-	9,028,771
11000-810000-887411-000000	-	2,577,555	-
11000-810000-887412-000000	-	10,653,922	-
11000-810000-887413-000000	-	2,719,704	-
11000-810000-887414-000000	-	9,906,813	-
11000-811000-887420-000000	-	(1,472)	-
11000-810000-887431-000000	-	(1,446,010)	-
11000-810000-887432-000000	-	(6,988,113)	-
11000-810000-887433-000000	-	(1,762,789)	-
11000-810000-887434-000000	-	(6,448,050)	-
11000-811000-887440-000000	-	(31,464)	-
11000-960600-887490-672000	-	(29,719)	-
11000-800000-887900-000000	43,750	10,464	43,750
11000-800000-888010-000000	2,100,000	-	1,920,000
11000-800000-888011-000000	-	139,757	-
11000-800000-888012-000000	-	806,751	-
11000-800000-888013-000000	-	129,541	-
11000-800000-888014-000000	-	843,281	-
11000-800000-888050-000000	1,745,000	-	1,814,000
11000-800000-888051-000000	-	203,722	-
11000-800000-888052-000000	-	826,983	-
11000-800000-888053-000000	-	168,741	-
11000-800000-888054-000000	-	636,184	-
11000-800000-888060-000000	-	(22,260)	-
11000-820325-888500-620000	14,250	15,500	16,000

MT. SAN ANTONIO COLLEGE
11 - UNRESTRICTED GENERAL FUND
REVENUES

ACCOUNT DESCRIPTION	ADOPTED BUDGET 2022-23	ACTUAL INCOME 2022-23	ADOPTED BUDGET 2023-24
8800 - LOCAL REVENUES (continued)			
11000-000000-889000-000000 Other Local Revenues	\$ 362,973	\$ 328,083	\$ 330,000
11000-650300-889000-677000 Other Local Revenues	-	48,949	-
11000-820326-889000-672000 Other Revenues-Fiscal Services	5,000	2,620	2,700
11000-820327-889000-672000 Other Revenues-Cashier's Office	200	22	100
11000-820328-889000-695000 Other Revenues- Parking Services	341,000	604,976	605,000
11000-820570-889000-000000 Other Local Rev-JPA Prop Tax Delinq	41,100	32,769	32,769
11000-820953-889000-000000 PCARD US Bank Rebate	37,500	57,504	57,500
11000-960130-889000-000000 STRS/PERS Pension Trust Reimb	879,140	879,140	-
TOTAL 8800 - LOCAL REVENUES	\$ 81,550,250	\$ 85,379,575	\$ 94,741,618
TOTAL REVENUES	\$ 262,923,147	\$ 264,510,713	\$ 287,868,013
8900 - OTHER FINANCING SOURCES			
11000-800000-891002-000000 Sales of Equipment and Supplies	\$ 2,500	\$ 14,293	\$ 14,000
TOTAL 8900 - OTHER FINANCING SOURCES	\$ 2,500	\$ 14,293	\$ 14,000
TOTAL REVENUES & OTHER FINANCING SOURCES	\$ 262,925,647	\$ 264,525,006	\$ 287,882,013
TOTAL REVENUES, OTHER FINANCING SOURCES, & NET BEGINNING BALANCE	\$ 305,225,566	\$ 306,824,925	\$ 324,895,991

MT. SAN ANTONIO COLLEGE
11 - UNRESTRICTED GENERAL FUND
EXPENDITURES

DESCRIPTION OF EXPENDITURE	ADOPTED BUDGET 2022-23	ACTUAL EXPENDITURES 2022-23	ADOPTED BUDGET 2023-24	DIFFERENCE BETWEEN (CURR-PREV)
<u>ACADEMIC SALARIES</u>				
1100 - Instr Salaries, Contract/Regular	\$ 48,435,529	\$ 46,895,696	\$ 47,874,116	\$ (561,413)
1200 - Noninstr Salaries, Contract/Regular	14,102,785	17,348,255	14,856,899	754,114
1300 - Instructional Salaries, Hourly	40,944,075	44,551,868	41,722,991	778,916
1400 - Noninstructional Salaries, Hourly	2,529,440	2,800,503	2,626,481	97,041
1999 - Academic Noninstr Salaries, Savings	(1,431,160)	-	(1,431,160)	-
1000 TOTAL ACADEMIC SALARIES	\$ 104,580,669	\$ 111,596,322	\$ 105,649,327	\$ 1,068,658
<u>CLASSIFIED-OTH NON ACAD SALARIES</u>				
2100 - Noninstructional Salaries, Regular	\$ 49,677,305	\$ 51,009,607	\$ 55,761,261	\$ 6,083,956
2200 - Instructional Aides, Regular	2,756,928	2,834,159	2,943,375	186,447
2300 - Short-Term, Hourly, Noninstr	2,711,695	3,213,285	3,476,063	764,368
2400 - Instr Aides, Hourly, Direct Instr	1,324,000	1,015,337	1,334,600	10,600
2500 - Instr Aides, Reg, Non Direct Instr	906,169	914,592	996,197	90,028
2600 - Instr Aides, Hrly, Non-Direct Instr	-	25,291	-	-
2999 - Classified-NonAcad Salaries, Saving	(774,577)	-	(774,577)	-
2000 TOTAL CLASSIFIED-OTH NON ACAD SALARIES	\$ 56,601,520	\$ 59,012,271	\$ 63,736,919	\$ 7,135,399
<u>EMPLOYEE BENEFITS</u>				
3100 - STRS	\$ 18,648,001	\$ 25,732,678	\$ 18,282,032	\$ (365,969)
3200 - PERS	14,176,498	14,627,571	16,693,560	2,517,062
3300 - OASDI/Medicare	5,863,625	6,055,792	6,380,346	516,721
3400 - Health and Welfare Benefits	19,692,183	18,708,335	21,145,227	1,453,044
3500 - State Unemployment Insurance	842,962	876,202	87,140	(755,822)
3600 - Workers' Compensation Insurance	2,461,116	2,222,457	2,788,647	327,531
3700 - Cash-In-Lieu of Benefits	942,000	934,703	942,000	-
3800 - Alternative Retirement Plan	406,670	308,632	412,650	5,980
3900 - Retiree Benefits	2,503,522	2,503,510	2,503,522	-
3999 - Employee Benefits, Savings	(810,494)	54	(810,494)	-
3000 TOTAL EMPLOYEE BENEFITS	\$ 64,726,083	\$ 71,969,934	\$ 68,424,630	\$ 3,698,547
<u>SUPPLIES AND MATERIALS</u>				
4100 - Textbooks	\$ 66,149	\$ 171,202	\$ 54,485	\$ (11,664)
4200 - Books, Magazines and Periodicals	9,695	9,364	11,151	1,456
4300 - Instr Supplies and Materials	958,480	530,501	1,093,431	134,951
4400 - Software	3,000	2,098	2,950	(50)
4500 - Noninstr Supplies and Materials	1,794,159	1,501,909	1,995,423	201,264
4600 - Transportation and Vehicle Supplies	179,523	167,500	206,451	26,928
4700 - Food Supplies	8,306	28,083	10,840	2,534
4000 TOTAL SUPPLIES AND MATERIALS	\$ 3,019,312	\$ 2,410,657	\$ 3,374,731	\$ 355,419

MT. SAN ANTONIO COLLEGE
11 - UNRESTRICTED GENERAL FUND
EXPENDITURES

DESCRIPTION OF EXPENDITURE	ADOPTED BUDGET 2022-23	ACTUAL EXPENDITURES 2022-23	ADOPTED BUDGET 2023-24	DIFFERENCE BETWEEN (CURR-PREV)
<u>OTHER OPERATING EXPENSES AND SRVS</u>				
5100 - Contracts for Personal Services	\$ 85,888	\$ 58,189	\$ 79,488	\$ (6,400)
5200 - Travel and Conference Expenses	1,216,970	1,038,784	1,206,457	(10,513)
5300 - Dues and Memberships	398,391	289,113	411,622	13,231
5400 - Insurance	1,949,586	1,990,526	2,019,770	70,184
5500 - Utilities and Housekeeping Services	3,880,079	5,952,127	5,080,867	1,200,788
5600 - Contracts, Rents, Leases, Repairs	5,085,870	5,563,752	5,336,896	251,026
5700 - Legal, Elections and Audit Expenses	271,729	622,396	271,229	(500)
5800 - Other Services and Expenses	22,688,187	5,690,288	17,556,771	(5,131,416)
5000 TOTAL OTHER OPERATING EXPENSES AND SRVS	\$ 35,576,700	\$ 21,205,175	\$ 31,963,100	\$ (3,613,600)
<u>CAPITAL OUTLAY</u>				
6300 - Library Books	\$ 20,000	\$ 21,306	\$ 20,000	\$ -
6400 - Equipment	3,238,370	1,366,175	3,394,562	156,192
6000 TOTAL CAPITAL OUTLAY	\$ 3,258,370	\$ 1,387,481	\$ 3,414,562	\$ 156,192
<u>OTHER OUTGO</u>				
7200 - Intrafund Transfers-Out	\$ 332,649	\$ 350,107	\$ 267,806	\$ (64,843)
7300 - Interfund Transfers-Out	79,000	1,879,000	79,000	-
7500 - Student Financial Aid	10,000	-	10,000	-
7600 - Other Student Aid	30,000	-	30,000	-
7000 TOTAL OTHER OUTGO	\$ 451,649	\$ 2,229,107	\$ 386,806	\$ (64,843)
1000 - 7000 TOTAL EXPENDITURES	\$ 268,214,303	\$ 269,810,947	\$ 276,950,075	\$ 8,735,772
<u>FUND BALANCES</u>				
794007 - Assigned Fund Bal-New Resources Allocation	\$ -	\$ 3,240,731	\$ -	\$ -
794009 - Assigned Fund Bal-Carryovers	-	2,834,859	-	-
794010 - Assigned Fund Bal-2023-24 One-Time	-	2,609,967	-	-
795001 - Unassigned Fd Bal-10% Board Policy	27,191,766	27,661,663	28,123,252	931,486
795002 - Unassigned Fund Balance	9,819,497	666,758	19,822,664	10,003,167
7900 TOTAL FUND BALANCES	\$ 37,011,263	\$ 37,013,978	\$ 47,945,916	\$ 10,934,653
TOTAL EXPENDITURES PLUS FUND BALANCE	\$ 305,225,566	\$ 306,824,925	\$ 324,895,991	\$ 19,670,425

MT. SAN ANTONIO COLLEGE
13 - UNRESTR GEN FUND REVENUE GENERATED
REVENUES

ACCOUNT DESCRIPTION	ADOPTED BUDGET 2022-23	ACTUAL INCOME 2022-23	ADOPTED BUDGET 2023-24
<u>CURRENT ASSETS</u>			
13000-000000-9110-000000	\$ 18,214,527	\$ 18,214,527	\$ 16,495,829
13000-000000-9200-000000	157,381	157,381	218,818
13000-000000-9229-000000	16,929	16,929	20,672
13000-000000-9230-000000	1,727	1,727	-
TOTAL CURRENT ASSETS	<u>\$ 18,390,564</u>	<u>\$ 18,390,564</u>	<u>\$ 16,735,319</u>
<u>CURRENT LIABILITIES</u>			
13000-000000-9500-000000	\$ 209,041	\$ 209,041	\$ 511,474
13000-000000-9551-000000	1,747	1,747	2,807
13000-000000-9650-000000	84,204	84,204	88,353
13000-000000-9670-000000	-	-	30,752
TOTAL CURRENT LIABILITIES	<u>\$ 294,992</u>	<u>\$ 294,992</u>	<u>\$ 633,386</u>
TOTAL NET BEGINNING BALANCE	<u>\$ 18,095,572</u>	<u>\$ 18,095,572</u>	<u>\$ 16,101,933</u>

CLASSIFICATION OF REVENUES

8100 - FEDERAL REVENUES

13504-504100-816000-648000	\$ -	\$ 7,952	\$ -
TOTAL 8100 - FEDERAL REVENUES	<u>\$ -</u>	<u>\$ 7,952</u>	<u>\$ -</u>

8800 - LOCAL REVENUES

13302-301010-882000-681000	\$ -	\$ 363	\$ -
13304-301010-882001-499900	-	2,995	-
13314-311010-882001-010200	-	5,500	-
13314-335020-882001-050600	-	500	-
13834-364000-882001-696000	-	1,000	-
13851-364030-882001-696000	-	24,368	-
13849-364040-882001-696000	-	2,435	-
13848-364050-882001-696000	-	11,647	-
13845-364080-882001-696000	-	19,958	-
13831-364110-882001-696000	-	1,571	-
13872-364110-882001-696000	-	190	-
13836-364120-882001-696000	-	25,000	-
13835-364130-882001-696000	-	12,315	-
13854-364140-882001-696000	-	14,681	-
13839-364220-882001-696000	-	2,256	-
13838-364250-882001-696000	-	7,445	-
13367-367100-882001-696000	-	26,262	-
13833-368010-882001-696000	-	4,450	-
13856-368130-882001-696000	-	5,826	-
13314-504150-882001-645000	-	11,500	-
13849-364040-882002-696000	-	1,043	-
13833-368010-882002-696000	-	3,806	-

MT. SAN ANTONIO COLLEGE
13 - UNRESTR GEN FUND REVENUE GENERATED
REVENUES

ACCOUNT DESCRIPTION	ADOPTED BUDGET 2022-23	ACTUAL INCOME 2022-23	ADOPTED BUDGET 2023-24
8800 - LOCAL REVENUES (continued)			
13851-364030-882003-696000	\$ -	\$ 27,200	\$ -
13852-364090-882003-696000	-	2,579	-
13854-364140-882003-696000	-	8,000	-
13839-364220-882003-696000	-	1,900	-
13367-367100-882003-696000	-	91,234	-
13500-470300-883100-701000	-	80,340	-
13336-336100-883900-684000	-	139,626	-
13465-421000-883900-493000	-	5,160	-
13500-470000-883900-701000	-	36,190	-
13367-367100-884006-696000	-	1,850	-
13862-368100-884006-696000	-	3,291	-
13302-301010-884007-681000	-	46,785	-
13344-345500-884008-080900	-	1,950	-
13862-368100-884008-696000	-	11,254	-
13840-372010-884008-696000	-	36,599	-
13675-675000-884008-683000	-	44,435	-
13335-336041-884010-130710	-	54,688	-
13862-368100-884023-696000	-	9,270	-
13856-368130-884023-696000	-	8,493	-
13857-371060-884024-696000	-	7,000	-
13110-100100-885000-601000	98,360	101,328	100,027
13862-368100-885000-696000	-	7,500	-
13674-674000-885000-683000	-	576,668	-
13430-430200-887200-682000	10,000	-	10,000
13430-430300-887200-682000	4,000	-	4,000
13430-430400-887200-682000	114,000	46,908	114,000
13430-430500-887200-682000	-	3,335	-
13430-430600-887200-682000	169,000	100,201	169,000
13430-430700-887200-682000	12,000	12,623	12,000
13430-430900-887200-682000	6,000	1,894	6,000
13430-431000-887200-682000	-	375	-
13430-431100-887200-682000	1,500	960	1,500
13430-431300-887200-682000	5,000	13,443	5,000
13430-431400-887200-682000	34,000	23,796	34,000
13430-431500-887200-682000	489,747	505,805	489,747
13430-431700-887200-682000	5,000	497	5,000
13430-431800-887200-682000	6,000	-	6,000
13430-432300-887200-682000	120,000	64,994	120,000
13430-432400-887200-682000	-	1,032	-
13430-440100-887200-681000	1,000	-	1,000
13430-440200-887200-681000	1,000	-	1,000
13430-440300-887200-681000	9,000	2,611	9,000
13430-440400-887200-681000	18,000	18,585	18,000
13430-440600-887200-681000	13,000	17,590	13,000
13745-311010-887500-010200	-	735	-
13355-355100-887712-213350	-	31,095	-
13355-355150-887714-213350	-	34,440	-
13355-355050-887720-213350	-	75	-
13702-330000-887730-000000	-	41	-
13710-336030-887730-130200	-	10	-
13703-352500-887730-095300	-	4,080	-

MT. SAN ANTONIO COLLEGE
13 - UNRESTR GEN FUND REVENUE GENERATED
REVENUES

ACCOUNT DESCRIPTION	ADOPTED BUDGET 2022-23	ACTUAL INCOME 2022-23	ADOPTED BUDGET 2023-24
8800 - LOCAL REVENUES (continued)			
13712-360000-887730-083500	\$ -	\$ 9,094	\$ -
13701-371000-887730-100100	-	16,974	-
13705-371000-887730-100100	-	40	-
13708-371000-887730-100100	-	3,159	-
13707-371010-887730-101300	-	1,543	-
13706-376000-887730-103000	-	11,775	-
13714-662000-887730-699000	2,000	558	558
13714-662000-887735-699000	23,400	7,304	7,304
13736-413100-887750-010920	-	40,150	-
13508-502100-887811-620000	2,200	2,158	2,700
13508-502100-887812-620000	160,000	144,815	177,000
13508-502100-887814-620000	160,000	150,034	177,000
13742-502000-887900-620000	-	22,299	-
13631-631000-888107-695000	-	64,280	-
13868-342011-888500-696000	-	1,000	-
13832-352000-888500-699000	-	286,895	-
13814-361000-888500-696000	-	598	-
13851-364030-888500-696000	-	14,275	-
13831-364110-888500-696000	-	5,863	-
13872-364110-888500-696000	-	125	-
13840-372010-888500-696000	-	26,600	-
13741-900810-888500-672000	-	1	-
13741-900860-888500-672000	-	10,100	-
13737-351510-888545-095000	-	6,710	-
13734-353520-888545-095650	-	12,300	-
13305-311010-889000-010240	-	949	-
13863-312040-889000-696000	-	1,800	-
13355-355100-889000-213350	-	6,830	-
13854-364140-889000-696000	-	154	-
13856-368130-889000-696000	-	1,620	-
13471-410000-889000-601000	-	5,000	-
13651-650100-889000-677000	-	10,896	-
13655-650500-889000-677000	-	96,246	-
13630-663000-889000-677000	-	41,157	-
13304-301010-889005-499900	-	593	-
13868-342011-889005-696000	-	875	-
13849-364040-889005-696000	-	965	-
13848-364050-889005-696000	-	3,000	-
13836-364120-889005-696000	-	2,400	-
13835-364130-889005-696000	-	600	-
13839-364220-889005-696000	-	1,050	-
13838-364250-889005-696000	-	1,350	-
13367-367100-889005-696000	-	43,550	-
13833-368010-889005-696000	-	2,400	-
13862-368100-889005-696000	-	1,060	-
13856-368130-889005-696000	-	11,950	-
13840-372010-889005-696000	-	6,625	-
13841-372020-889005-696000	-	1,833	-
13509-501000-889005-647000	-	9,019	-
13907-903510-889010-672000	425,799	577,834	-
13611-960700-889010-672000	441,772	409,003	400,000
TOTAL 8800 - LOCAL REVENUES	\$ 2,331,778	\$ 4,450,985	\$ 1,882,836
TOTAL REVENUES	\$ 2,331,778	\$ 4,450,985	\$ 1,882,836

MT. SAN ANTONIO COLLEGE
13 - UNRESTR GEN FUND REVENUE GENERATED
REVENUES

ACCOUNT DESCRIPTION	ADOPTED BUDGET 2022-23	ACTUAL INCOME 2022-23	ADOPTED BUDGET 2023-24
<u>8900 - OTHER FINANCING</u>			
13111-345000-898002-200100 Intrafund Transfers-In, President's Award	\$ -	\$ 1,500	\$ -
13111-504150-898002-649000 Intrafund Transfers-In, President's Award	-	1,500	-
13714-662000-898002-731000 Intrafund Transfers-In, Student Printing Mgmt	-	19,039	17,518
13905-900242-898002-675000 Intrafund Transfers-In, Mgmt. Travel & Conf.	221,779	220,198	174,148
13906-900330-898002-675000 Intrafund Transfers-In, Faculty Prof. Dev.	80,870	80,870	76,140
13904-900331-898002-675000 Intrafund Transfers-In, Great Classified Retreat	30,000	30,000	-
TOTAL 8900 - OTHER FINANCING SOURCES	<u>\$ 332,649</u>	<u>\$ 353,107</u>	<u>\$ 267,806</u>
TOTAL REVENUES & OTHER FINANCING SOURCES	<u>\$ 2,664,427</u>	<u>\$ 4,812,044</u>	<u>\$ 2,150,642</u>
TOTAL REVENUES, OTHER FINANCING SOURCES, & NET BEGINNING BALANCE	<u>\$ 20,759,999</u>	<u>\$ 22,907,616</u>	<u>\$ 18,252,575</u>

MT. SAN ANTONIO COLLEGE
13 - UNRESTR GEN FUND REVENUE GENERATED
EXPENDITURES

DESCRIPTION OF EXPENDITURE	ADOPTED BUDGET 2022-23	ACTUAL EXPENDITURES 2022-23	ADOPTED BUDGET 2023-24	DIFFERENCE BETWEEN (CURR-PREV)
<u>ACADEMIC SALARIES</u>				
1100 - Instr Salaries, Contract/Regular	\$ -	\$ 1,000	\$ -	\$ -
1200 - Noninstr Salaries, Contract/Regular	142,188	155,298	148,362	6,174
1400 - Noninstructional Salaries, Hourly	10,453	7,429	1,934	(8,519)
1000 TOTAL ACADEMIC SALARIES	\$ 152,641	\$ 163,727	\$ 150,296	\$ (2,345)
<u>CLASSIFIED-OTH NON ACAD SALARIES</u>				
2100 - Noninstructional Salaries, Regular	\$ 757,513	\$ 846,201	\$ 977,849	\$ 220,336
2300 - Short-Term, Hourly, Noninstr	273,435	1,887,380	299,534	26,099
2400 - Instr Aides, Hourly, Direct Instr	4,000	7,701	4,000	-
2000 TOTAL CLASSIFIED-OTH NON ACAD SALARIES	\$ 1,034,948	\$ 2,741,282	\$ 1,281,383	\$ 246,435
<u>EMPLOYEE BENEFITS</u>				
3100 - STRS	\$ 22,332	\$ 25,621	\$ 23,451	\$ 1,119
3200 - PERS	197,746	494,009	269,567	71,821
3300 - OASDI/Medicare	65,040	171,764	84,391	19,351
3400 - Health and Welfare Benefits	157,394	163,379	193,691	36,297
3500 - State Unemployment Insurance	5,565	12,585	689	(4,876)
3600 - Workers' Compensation Insurance	17,606	42,990	19,952	2,346
3800 - Alternative Retirement Plan	5,902	12,532	6,005	103
3000 TOTAL EMPLOYEE BENEFITS	\$ 471,585	\$ 922,880	\$ 597,746	\$ 126,161
<u>SUPPLIES AND MATERIALS</u>				
4100 - Textbooks	\$ -	\$ 481	\$ -	\$ -
4200 - Books, Magazines and Periodicals	-	8,615	-	-
4300 - Instr Supplies and Materials	60,053	401,181	89,930	29,877
4500 - Noninstr Supplies and Materials	44,370	150,021	43,117	(1,253)
4700 - Food Supplies	1,000	8,576	1,000	-
4000 TOTAL SUPPLIES AND MATERIALS	\$ 105,423	\$ 568,874	\$ 134,047	\$ 28,624
<u>OTHER OPERATING EXPENSES AND SRVS</u>				
5100 - Contracts for Personal Services	\$ 25,950	\$ 15,651	\$ 25,951	\$ 1
5200 - Travel and Conference Expenses	194,486	172,623	158,511	(35,975)
5300 - Dues and Memberships	-	759	-	-
5400 - Insurance	339,932	310,047	374,432	34,500
5500 - Utilities and Housekeeping Services	600	2,892	600	-
5600 - Contracts, Rents, Leases, Repairs	690,587	956,149	761,564	70,977
5700 - Legal, Elections and Audit Expenses	-	33	-	-
5800 - Other Services and Expenses	387,765	452,428	309,933	(77,832)
5900 - Indirect Costs	146,843	164,107	179,714	32,871
5000 TOTAL OTHER OPERATING EXPENSES AND SRVS	\$ 1,786,163	\$ 2,074,689	\$ 1,810,705	\$ 24,542

MT. SAN ANTONIO COLLEGE
13 - UNRESTR GEN FUND REVENUE GENERATED
EXPENDITURES

DESCRIPTION OF EXPENDITURE	ADOPTED BUDGET 2022-23	ACTUAL EXPENDITURES 2022-23	ADOPTED BUDGET 2023-24	DIFFERENCE BETWEEN (CURR-PREV)
<u>CAPITAL OUTLAY</u>				
6400 - Equipment	\$ 110,360	\$ 258,703	\$ 303,266	\$ 192,906
6000 TOTAL CAPITAL OUTLAY	\$ 110,360	\$ 258,703	\$ 303,266	\$ 192,906
<u>OTHER OUTGO</u>				
7200 - Intrafund Transfers-Out	\$ -	\$ 3,000	\$ -	\$ -
7300 - Interfund Transfers-Out	42,233	52,233	5,000	(37,233)
7600 - Other Student Aid	-	20,295	-	-
7000 TOTAL OTHER OUTGO	\$ 42,233	\$ 75,528	\$ 5,000	\$ (37,233)
1000 - 7000 TOTAL EXPENDITURES	\$ 3,703,353	\$ 6,805,683	\$ 4,282,443	\$ 579,090
<u>FUND BALANCES</u>				
794001 - Assigned Fund Bal-Revenue Generated	\$ 17,056,646	\$ 16,101,933	\$ 13,970,132	\$ (3,086,514)
7900 TOTAL FUND BALANCES	\$ 17,056,646	\$ 16,101,933	\$ 13,970,132	\$ (3,086,514)
TOTAL EXPENDITURES PLUS FUND BALANCE	\$ 20,759,999	\$ 22,907,616	\$ 18,252,575	\$ (2,507,424)

**MT. SAN ANTONIO COLLEGE
17 - RESTRICTED GENERAL FUND
REVENUES**

ACCOUNT DESCRIPTION	ADOPTED BUDGET 2022-23	ACTUAL INCOME 2022-23	ADOPTED BUDGET 2023-24
<u>CURRENT ASSETS</u>			
17000-000000-9110-000000	\$ 23,560,403	\$ 23,560,403	\$ 71,373,307
17000-000000-9200-000000	8,208,904	8,208,904	5,754,668
TOTAL CURRENT ASSETS	\$ 31,769,307	\$ 31,769,307	\$ 77,127,975
<u>CURRENT LIABILITIES</u>			
17000-000000-9500-000000	\$ 3,164,402	\$ 3,164,402	\$ 10,424,846
17000-000000-9650-000000	19,648,584	19,648,584	55,860,185
TOTAL CURRENT LIABILITIES	\$ 22,812,986	\$ 22,812,986	\$ 66,285,031
TOTAL NET BEGINNING BALANCE	\$ 8,956,321	\$ 8,956,321	\$ 10,842,944
<u>CLASSIFICATION OF REVENUES</u>			
<u>8100 - FEDERAL REVENUES</u>			
17151-380718-812000-701000	\$ 3,505	\$ 3,505	\$ -
17172-380728-812000-619000	421,058	421,058	-
17173-380728-812000-619000	599,503	248,414	351,089
17174-380728-812000-619000	-	-	599,805
17123-500400-812000-701000	-	46,846	-
17131-500400-812000-701000	81,387	81,387	-
17532-514000-812000-701000	65,460	65,460	-
17533-514000-812000-701000	337,478	226,504	110,974
17534-514000-812000-701000	-	-	337,478
17663-902500-812001-000000	1,095,071	395,027	-
17664-902500-812001-000000	-	-	1,202,648
17382-514510-812003-701000	67,353	67,353	-
17383-514510-812003-701000	261,888	219,554	42,334
17384-514510-812003-701000	-	-	261,888
17241-940355-812004-000000	3,935,309	3,935,309	-
17573-523300-814000-649000	114,967	114,967	-
17574-523300-814000-649000	-	-	112,414
17593-523400-814000-701000	119,376	119,376	-
17594-523400-814000-701000	-	-	119,376
17332-392000-817000-000000	76,423	76,422	-
17333-392000-817000-000000	1,214,696	1,450,970	-
17334-392000-817000-000000	-	-	1,317,690
17043-380120-819000-130500	13,800	13,800	-
17321-380220-819000-090100	429,950	194,895	249,055
17062-380250-819000-191400	63,303	14,358	48,945
17181-380731-819000-701000	815,454	256,425	559,029
17052-380737-819000-499900	35,000	-	35,000
17292-380739-819000-090100	79,152	42,685	36,467
17293-380739-819000-090100	-	-	80,539
17294-380739-819000-090100	-	-	76,109
17323-380745-819000-191400	-	18,840	50,590
17033-380746-819000-040100	-	15,475	83,525
17363-380747-819000-090100	-	5,321	154,679
17422-410500-819000-493087	6,006	6,006	-
17423-410500-819000-000000	598,505	-	-
17423-410500-819000-493087	-	561,935	-
17424-410500-819000-000000	-	-	492,128
17423-410505-819000-493087	-	93,700	-

**MT. SAN ANTONIO COLLEGE
17 - RESTRICTED GENERAL FUND
REVENUES**

ACCOUNT DESCRIPTION	ADOPTED BUDGET 2022-23	ACTUAL INCOME 2022-23	ADOPTED BUDGET 2023-24
8100 - FEDERAL REVENUES (Cont'd)			
17424-410505-819000-000000	\$ -	\$ -	\$ 53,664
17422-410507-819000-493087	15,230	15,230	-
17423-410507-819000-000000	240,198	-	-
17423-410507-819000-493087	-	245,630	-
17424-410507-819000-000000	-	-	336,856
17422-410508-819000-493087	1,731	1,730	-
17423-410508-819000-000000	87,513	-	-
17423-410508-819000-493087	-	118,580	-
17424-410508-819000-000000	-	-	185,490
17423-420000-819000-000000	174,390	-	-
17423-420000-819000-493000	-	271,917	-
17424-420000-819000-000000	-	-	469,986
17423-420020-819000-000000	25,526	-	-
17423-420020-819000-493000	-	38,048	-
17424-420020-819000-000000	-	-	37,684
17423-420100-819000-000000	157,739	-	-
17423-420100-819000-493000	-	172,235	-
17424-420100-819000-000000	-	-	36,801
17483-481150-819000-122100	-	118,294	381,706
17431-481400-819000-499900	6,047	2,690	3,357
17432-481400-819000-499900	1,516	1,516	-
17182-481410-819000-499900	100,000	4,119	95,881
17262-523700-819000-649000	20,363	20,363	-
17263-523700-819000-649000	80,278	41,102	39,176
17264-523700-819000-649000	-	-	80,278
TOTAL 8100 - FEDERAL REVENUES	\$ 11,345,175	\$ 9,747,046	\$ 8,042,641
8600 - STATE REVENUES			
17542-523000-862200-643000	\$ 92,329	\$ 92,329	\$ -
17543-523000-862200-643000	2,307,419	1,876,977	430,441
17544-523000-862200-643000	-	-	2,619,500
17522-522000-862300-000000	392,470	392,470	-
17523-522000-862300-000000	4,000,318	3,834,776	165,542
17524-522000-862300-000000	-	-	4,727,206
17222-523400-862500-647000	44,123	44,123	-
17223-523400-862500-647000	781,757	657,107	124,650
17224-523400-862500-647000	-	-	833,349
17183-000000-862900-000000	-	627	7,637,943
17188-293000-862900-676000	16,987	16,988	-
17362-295000-862900-676000	50,435	50,435	-
17364-295000-862900-676000	-	-	150,000
17269-295200-862900-000000	36,202	4,161	32,041
17023-380140-862900-123000	262,448	262,448	-
17024-380140-862900-123000	-	-	227,045
17402-380740-862900-649000	214,871	31,048	183,283
17113-380744-862900-499900	-	5,687	194,313
17004-380749-862900-220300	-	-	48,695
17111-481320-862900-499900	821	821	-
17102-481320-862900-499900	422,657	422,657	-
17103-481320-862900-499900	975,514	473,125	502,388
17104-481320-862900-499900	-	-	1,055,688

**MT. SAN ANTONIO COLLEGE
17 - RESTRICTED GENERAL FUND
REVENUES**

ACCOUNT DESCRIPTION	ADOPTED BUDGET 2022-23	ACTUAL INCOME 2022-23	ADOPTED BUDGET 2023-24
8600 - STATE REVENUES (Cont'd)			
17413-500400-862900-649000	\$ -	\$ -	\$ 150,697
17372-513200-862900-649000	161,101	161,101	-
17373-513200-862900-649000	220,826	198,732	-
17374-513200-862900-649000	-	-	226,113
17463-514300-862900-649000	154,000	72,666	81,334
17464-514300-862900-649000	-	-	154,000
17144-516500-862900-649000	-	-	600,000
17273-661000-862900-678000	-	-	50,000
17493-661000-862900-678000	-	-	300,000
17552-523100-862902-643000	99,713	99,713	-
17553-523100-862902-643000	458,606	305,349	153,257
17554-523100-862902-643000	-	-	539,519
17562-504200-862903-646000	186,992	186,992	-
17563-504200-862903-646000	1,411,020	1,206,695	204,325
17564-504200-862903-646000	-	-	1,429,358
17562-504203-862903-646000	3,247	3,247	-
17563-504203-862903-646000	12,892,205	9,284,637	3,607,568
17564-504203-862903-646000	-	-	10,630,305
17132-294000-862904-676000	208,333	128,602	79,731
17134-294000-862904-676000	-	-	300,000
17212-294000-862904-676000	49,450	33,472	15,978
17213-294000-862904-676000	-	-	138,888
17214-294000-862904-676000	-	-	138,888
17992-900640-862905-000000	1,278,126	1,486,698	1,124,369
17993-900640-862905-000000	11,550,077	176,796	4,503,414
17601-504100-862910-648000	75,131	75,131	-
17602-504100-862910-648000	167,668	103,775	63,893
17603-504100-862910-648000	167,360	-	167,360
17604-504100-862910-648000	-	-	181,115
17601-504110-862910-648000	94,143	94,143	-
17203-380720-862911-493000	-	51,046	1,112,636
17161-392205-862912-000000	157,305	157,305	-
17162-392205-862912-000000	2,602,117	1,705,008	897,109
17163-392205-862912-000000	1,828,171	519,359	2,146,307
17164-392205-862912-000000	-	-	3,092,182
17072-504205-862913-646000	57,984	57,984	-
17073-504205-862913-646000	66,993	17,836	49,157
17074-504205-862913-646000	-	-	69,528
17312-500450-862914-000000	403,291	403,290	-
17313-500450-862914-000000	1,742,020	1,736,214	5,806
17314-500450-862914-000000	-	-	1,739,240
17232-940380-862915-000000	6,681,960	6,681,960	-
17233-940380-862915-000000	14,297,922	10,128,028	4,171,286
17234-940380-862915-000000	-	-	14,299,313
17473-940360-862916-000000	20,641,359	-	-
17612-903513-862917-000000	2,319,707	-	-
17613-903513-862917-000000	3,497,515	-	-
17611-940390-862917-000000	113,879	113,879	-
17612-940390-862917-000000	-	1,673,766	645,941
17613-940390-862917-000000	-	88,210	1,929,141
17614-940390-862917-000000	-	-	1,266,496
17242-534600-862918-644000	511,688	511,689	-
17243-534600-862918-644000	709,090	259,412	449,678
17244-534600-862918-644000	-	-	817,457

**MT. SAN ANTONIO COLLEGE
17 - RESTRICTED GENERAL FUND
REVENUES**

ACCOUNT DESCRIPTION	ADOPTED BUDGET 2022-23	ACTUAL INCOME 2022-23	ADOPTED BUDGET 2023-24
8600 - STATE REVENUES (Cont'd)			
17452-523720-862919-649000	\$ 458,401	\$ 458,401	\$ -
17453-523720-862919-649000	516,075	143,088	370,923
17502-523720-862919-649000	523,094	523,094	-
17503-523720-862919-649000	849,266	174,947	674,319
17504-523720-862919-649000	-	-	978,124
17513-523200-862920-643000	-	92,088	1,473,070
17514-523200-862920-643000	-	-	1,768,536
17322-321200-865900-612000	34,929	31,806	3,123
17153-321200-865900-612000	-	63,200	-
17352-336100-865900-684000	120,000	232,158	288,567
17063-380460-865900-634000	12,000	12,000	-
17093-380700-865900-123010	320,000	300,134	19,866
17094-380700-865900-123010	-	-	210,000
17101-380700-865900-123010	42,733	42,733	-
17141-380730-865900-190500	601,721	381,772	219,949
17291-380733-865900-090100	50,950	50,950	-
17012-380738-865900-493000	475,245	65,630	409,615
17293-380739-865900-090100	80,539	-	-
17442-380741-865900-090100	115,963	115,963	-
17403-380742-865900-123900	9,400	5,086	4,314
17034-380750-865900-499900	-	-	300,000
17281-393020-865900-701000	9,946	9,946	-
17282-393020-865900-701000	145,724	138,293	7,431
17283-393020-865900-701000	-	-	165,000
17281-393090-865900-701000	6,733	6,733	-
17282-393090-865900-701000	50,000	27,679	22,321
17281-393120-865900-079900	5,687	5,687	-
17281-393130-865900-121000	2,338	2,338	-
17281-393140-865900-093400	5	5	-
17281-393150-865900-080200	2,601	2,601	-
17282-393160-865900-701000	28,500	28,339	161
17282-393170-865900-060420	230,000	176,033	53,967
17282-393180-865900-122000	46,730	27,426	19,304
17282-393190-865900-079900	41,368	41,368	-
17282-393200-865900-701000	219,398	167,898	51,500
17283-393200-865900-701000	-	-	175,000
17283-393220-865900-061420	-	-	100,000
17283-393230-865900-095600	-	-	70,000
17392-481350-865900-684000	86,279	86,278	-
17282-481360-865900-499900	359,768	359,768	-
17283-481360-865900-499900	-	28,380	571,620
17192-514300-865900-649000	158,005	13,235	144,770
17193-514300-865900-649000	250,000	240,999	203,000
17812-820600-868502-000000	-	149,860	-
17813-820600-868501-000000	2,263,729	3,392,944	-
17814-820600-868501-000000	-	-	2,432,664
17014-380540-869000-210440	-	-	5,000
17200-380720-869000-493000	26,748	26,748	-
17201-380720-869000-493000	199,089	199,089	-
17202-380720-869000-493000	290,323	290,323	-
17373-513200-869000-649000	-	-	22,094
17473-940360-869000-000000	-	862,342	19,779,017
17890-960140-869001-000000	-	637,382	-
TOTAL 8600 - STATE REVENUES	\$ 103,040,637	\$ 55,503,258	\$ 107,006,728

**MT. SAN ANTONIO COLLEGE
17 - RESTRICTED GENERAL FUND
REVENUES**

ACCOUNT DESCRIPTION	ADOPTED BUDGET 2022-23	ACTUAL INCOME 2022-23	ADOPTED BUDGET 2023-24
8800 - LOCAL REVENUES			
17308-380130-882000-123000	\$ 29,779	\$ -	\$ 29,779
17058-380260-882000-123000	37,961	18,000	19,961
17271-380530-882000-701000	233,728	69,403	164,326
17053-380570-882000-040100	-	9,781	220
17302-380715-882000-123030	12,254	12,254	-
17303-380715-882000-123030	15,000	14,996	-
17304-380715-882000-123030	-	-	25,000
17443-380743-882000-676000	195,764	37,851	157,913
17358-430400-882000-682000	1,590	-	1,590
17359-430400-882000-682000	2,000	-	2,000
17152-481450-882000-701000	75,000	75,000	-
17082-500400-882000-649000	15,000	7,955	7,045
17481-513400-882000-649000	164	164	-
17428-481000-883900-000000	48,275	1,984	47,849
17631-631000-888101-695000	6,500	16,462	16,000
17631-631000-888102-000000	-	16	-
17631-631000-888102-695000	4,200	26,832	25,000
17631-631000-888104-695000	50,000	72,531	70,000
17631-631000-888105-695000	300	385	300
17631-631000-888106-695000	110,000	160,304	150,000
17631-631000-888108-695000	6,000	8,898	6,000
17631-631000-888109-695000	60,000	97,263	95,000
17631-631000-888111-695000	73,000	118,626	110,000
17631-631000-888112-695000	483,000	440,955	440,000
17631-631000-888113-695000	73,000	97,415	95,000
17631-631000-888114-695000	398,000	439,750	500,000
17631-631000-888114-732000	-	72,850	-
17630-631000-888130-695000	-	541	-
17900-900852-888150-699000	500,000	114,696	410,000
17901-900852-888150-699000	263,593	9,238	337,581
17901-900852-889000-699000	-	207,878	-
TOTAL 8800 - LOCAL REVENUES	\$ 2,694,108	\$ 2,132,028	\$ 2,710,564
TOTAL REVENUES	\$ 117,079,920	\$ 67,382,332	\$ 117,759,933
8900 - OTHER FINANCING SOURCES			
17631-631000-898001-731000	\$ 42,233	\$ 1,842,233	\$ -
17631-631000-898002-731000	186,000	186,000	-
TOTAL 8900 - OTHER FINANCING SOURCES	\$ 228,233	\$ 2,028,233	\$ -
TOTAL REVENUES & OTHER FINANCING SOURCES	\$ 117,308,153	\$ 69,410,565	\$ 117,759,933
TOTAL REVENUES, OTHER FINANCING SOURCES, & NET BEGINNING BALANCE	\$ 126,264,474	\$ 78,366,886	\$ 128,602,877

MT. SAN ANTONIO COLLEGE
17 - RESTRICTED GENERAL FUND
EXPENDITURES

DESCRIPTION OF EXPENDITURE	ADOPTED BUDGET 2022-23	ACTUAL EXPENDITURES 2022-23	ADOPTED BUDGET 2023-24	DIFFERENCE BETWEEN (CURR-PREV)
<u>ACADEMIC SALARIES</u>				
1100 - Instr Salaries, Contract/Regular	\$ 507,874	\$ 544,621	\$ 590,718	\$ 82,844
1200 - Noninstr Salaries, Contract/Regular	4,833,849	4,912,259	5,585,379	751,530
1300 - Instructional Salaries, Hourly	125,000	346,588	119,000	(6,000)
1400 - Noninstructional Salaries, Hourly	2,397,764	3,654,033	3,675,914	1,278,150
1000 TOTAL ACADEMIC SALARIES	\$ 7,864,487	\$ 9,457,501	\$ 9,971,011	\$ 2,106,524
<u>CLASSIFIED-OTH NON ACAD SALARIES</u>				
2100 - Noninstructional Salaries, Regular	\$ 12,124,013	\$ 10,849,781	\$ 12,391,044	\$ 267,031
2200 - Instructional Aides, Regular	488,681	380,774	525,686	37,005
2300 - Short-Term, Hourly, Noninstr	4,600,537	5,363,943	15,298,303	10,697,766
2400 - Instr Aides, Hourly, Direct Instr	2,354,764	2,438,877	2,973,619	618,855
2500 - Instr Aides, Reg, Non Direct Instr	35,156	38,382	-	(35,156)
2000 TOTAL CLASSIFIED-OTH NON ACAD SALARIES	\$ 19,603,151	\$ 19,071,757	\$ 31,188,652	\$ 11,585,501
<u>EMPLOYEE BENEFITS</u>				
3100 - STRS	\$ 1,302,183	\$ 2,034,815	\$ 1,565,154	\$ 262,971
3200 - PERS	3,433,801	3,390,987	3,844,029	410,228
3300 - OASDI/Medicare	1,233,360	1,227,333	1,379,440	146,080
3400 - Health and Welfare Benefits	2,629,550	2,192,716	2,776,986	147,436
3500 - State Unemployment Insurance	126,968	126,984	25,338	(101,630)
3600 - Workers' Compensation Insurance	392,692	416,385	460,250	67,558
3800 - Alternative Retirement Plan	177,486	148,277	271,215	93,729
3000 TOTAL EMPLOYEE BENEFITS	\$ 9,296,040	\$ 9,537,497	\$ 10,322,412	\$ 1,026,372
<u>SUPPLIES AND MATERIALS</u>				
4100 - Textbooks	\$ 198,176	\$ 178,090	\$ 115,359	\$ (82,817)
4200 - Books, Magazines and Periodicals	25,570	83,886	27,432	1,862
4300 - Instr Supplies and Materials	8,358,852	1,408,625	9,745,979	1,387,127
4400 - Software	12,857	-	12,857	-
4500 - Noninstr Supplies and Materials	887,452	732,231	745,342	(142,110)
4700 - Food Supplies	569,020	435,471	551,182	(17,838)
4000 TOTAL SUPPLIES AND MATERIALS	\$ 10,051,927	\$ 2,838,303	\$ 11,198,151	\$ 1,146,224
<u>OTHER OPERATING EXPENSES AND SRVS</u>				
5100 - Contracts for Personal Services	\$ 330,002	\$ 171,403	\$ 409,417	\$ 79,415
5200 - Travel and Conference Expenses	654,837	819,186	1,194,393	539,556
5300 - Dues and Memberships	45	931	620	575
5500 - Utilities and Housekeeping Services	639,226	707,753	1,490,911	851,685
5600 - Contracts, Rents, Leases, Repairs	3,660,410	3,147,756	3,209,121	(451,289)
5800 - Other Services and Expenses	43,179,622	3,514,654	30,403,615	(12,776,007)
5900 - Indirect Costs	874,346	822,729	571,838	(302,508)
5000 TOTAL OTHER OPERATING EXPENSES AND SRVS	\$ 49,338,488	\$ 9,184,412	\$ 37,279,915	\$ (12,058,573)

MT. SAN ANTONIO COLLEGE
17 - RESTRICTED GENERAL FUND
EXPENDITURES

DESCRIPTION OF EXPENDITURE	ADOPTED BUDGET 2022-23	ACTUAL EXPENDITURES 2022-23	ADOPTED BUDGET 2023-24	DIFFERENCE BETWEEN (CURR-PREV)
<u>CAPITAL OUTLAY</u>				
6200 - Buildings	\$ 150,000	\$ 27,442	\$ 38,112	\$ (111,888)
6300 - Library Books	210,365	138,341	177,337	(33,028)
6400 - Equipment	13,699,526	3,637,796	7,779,294	(5,920,232)
6000 TOTAL CAPITAL OUTLAY	\$ 14,059,891	\$ 3,803,579	\$ 7,994,743	\$ (6,065,148)
<u>OTHER OUTGO</u>				
7200 - Intrafund Transfers-Out	\$ 186,000	\$ 186,000	\$ -	\$ (186,000)
7300 - Interfund Transfers-Out	12,895,452	9,287,884	14,237,873	1,342,421
7500 - Student Financial Aid	1,329,511	2,247,652	4,071,242	2,741,731
7600 - Other Student Aid	1,619,340	1,909,357	2,007,558	388,218
7000 TOTAL OTHER OUTGO	\$ 16,030,303	\$ 13,630,893	\$ 20,316,673	\$ 4,286,370
1000 - 7000 TOTAL EXPENDITURES	\$ 126,244,287	\$ 67,523,942	\$ 128,271,557	\$ 2,027,270
<u>FUND BALANCES</u>				
792001 - Restricted Fund Balance-Parking	\$ 20,187	\$ 2,559,992	\$ 331,320	\$ 311,133
792002 - Restricted Fund Balance-Lottery	-	8,282,952	-	-
7900 TOTAL FUND BALANCES	\$ 20,187	\$ 10,842,944	\$ 331,320	\$ 311,133
TOTAL EXPENDITURES PLUS FUND BALANCE	\$ 126,264,474	\$ 78,366,886	\$ 128,602,877	\$ 2,338,403

**MT. SAN ANTONIO COLLEGE
33 - CHILD DEVELOPMENT FUND
REVENUES**

ACCOUNT DESCRIPTION	ADOPTED BUDGET 2022-23	ACTUAL INCOME 2022-23	ADOPTED BUDGET 2023-24
<u>CURRENT ASSETS</u>			
33000-000000-9110-000000	Cash and Cash Equivalent	\$ 1,598,776	\$ 1,598,776
33000-000000-9200-000000	Accounts Receivable	38,147	28,178
	TOTAL CURRENT ASSETS	\$ 1,636,923	\$ 1,636,923
<u>CURRENT LIABILITIES</u>			
33000-000000-9500-000000	Accounts Payable	\$ 97,673	\$ 843,004
33000-000000-9650-000000	Deferred Revenue	185,323	191,775
	TOTAL CURRENT LIABILITIES	\$ 282,996	\$ 1,034,779
	TOTAL NET BEGINNING BALANCE	\$ 1,353,927	\$ 1,134,182
<u>CLASSIFICATION OF REVENUES</u>			
<u>8100 - FEDERAL REVENUES</u>			
33552-336080-812000-692000	Parent in School Program 21/22	\$ 79,050	\$ -
33579-336080-812000-692000	Early Head Start	92,920	102,144
33610-336080-812000-692000	ARPA Stabilization ChildCar Stipend	135,130	-
33520-336080-819000-692000	General Child Care and Dev Programs	692,584	1,205,433
33530-336080-819000-692000	CC Federal and State Food Prog	109,943	109,943
33620-336080-819000-692000	CACFP Emergency Oper Cost Reimb	20,275	-
33630-336080-819000-692000	CSPP Reimb State Supplement 22-23	-	178,464
	TOTAL 8100 - FEDERAL REVENUES	\$ 1,129,902	\$ 1,595,984
<u>8600 - STATE REVENUES</u>			
33400-336080-862900-692000	Child Care Tax Bailout	\$ 109,582	\$ 123,991
33590-336080-862900-692000	LA Universal Preschool/QRIS	24,397	-
33600-336080-862900-692000	Child 360 CSPP Block Grant	-	13,311
33500-336080-865900-692000	California State Preschool Program	686,689	1,245,773
33501-336080-865900-692000	CA State Presch Prog-Prior Year	-	-
33520-336080-865900-692000	General Child Care and Dev Programs	861,274	804,589
33530-336080-865900-692000	CC Federal and State Food Prog	5,057	5,057
33890-960140-869001-692000	CalSTRS On-behalf Payments	-	-
	TOTAL 8600 - STATE REVENUES	\$ 1,686,999	\$ 2,192,721
<u>8800 - LOCAL REVENUES</u>			
33000-000000-886000-000000	Interest Income	\$ 5,000	\$ 10,000
33000-000000-886200-000000	Fair Value Investment Income	-	-
33000-336080-887100-692000	Child Development Services	200,000	200,000
	TOTAL 8800 - LOCAL REVENUES	\$ 205,000	\$ 210,000
	TOTAL REVENUES	\$ 3,021,901	\$ 3,998,705
	TOTAL REVENUES & NET BEGINNING BALANCE	\$ 4,375,828	\$ 5,132,887

MT. SAN ANTONIO COLLEGE
33 - CHILD DEVELOPMENT FUND
EXPENDITURES

DESCRIPTION OF EXPENDITURE	ADOPTED BUDGET 2022-23	ACTUAL EXPENDITURES 2022-23	ADOPTED BUDGET 2023-24	DIFFERENCE BETWEEN (CURR-PREV)
<u>CLASSIFIED-OTH NON ACAD SALARIES</u>				
2100 - Noninstructional Salaries, Regular	\$ 1,214,039	\$ 1,338,957	\$ 1,691,539	\$ 477,500
2300 - Short-Term, Hourly, Noninstr	639,355	803,366	501,587	(137,768)
2000 TOTAL CLASSIFIED-OTH NON ACAD SALARIES	\$ 1,853,394	\$ 2,142,323	\$ 2,193,126	\$ 339,732
<u>EMPLOYEE BENEFITS</u>				
3100 - STRS	\$ 40,442	\$ 83,403	\$ 58,301	\$ 17,859
3200 - PERS	253,842	267,016	369,866	116,024
3300 - OASDI/Medicare	89,182	90,267	120,643	31,461
3400 - Health and Welfare Benefits	280,249	278,682	391,860	111,611
3500 - State Unemployment Insurance	9,269	8,868	1,095	(8,174)
3600 - Workers' Compensation Insurance	27,429	31,714	26,730	(699)
3800 - Alternative Retirement Plan	19,182	13,967	13,748	(5,434)
3000 TOTAL EMPLOYEE BENEFITS	\$ 719,595	\$ 773,917	\$ 982,243	\$ 262,648
<u>SUPPLIES AND MATERIALS</u>				
4300 - Instr Supplies and Materials	\$ 30,000	\$ 71,248	\$ -	\$ (30,000)
4500 - Noninstr Supplies and Materials	42,554	25,463	38,906	(3,648)
4700 - Food Supplies	-	24,761	-	-
4000 TOTAL SUPPLIES AND MATERIALS	\$ 72,554	\$ 121,472	\$ 38,906	\$ (33,648)
<u>OTHER OPERATING EXPENSES AND SRVS</u>				
5200 - Travel and Conference Expenses	\$ 4,000	\$ 16,385	\$ 4,000	\$ -
5400 - Insurance	530	-	530	-
5600 - Contracts, Rents, Leases, Repairs	2,335	3,457	2,335	-
5800 - Other Services and Expenses	266,519	152,136	757,774	491,255
5000 TOTAL OTHER OPERATING EXPENSES AND SRVS	\$ 273,384	\$ 171,978	\$ 764,639	\$ 491,255
<u>CAPITAL OUTLAY</u>				
6100 - Sites and Site Improvements	\$ -	\$ 135,056	\$ -	\$ -
6400 - Equipment	102,968	96,270	19,791	83,177
6000 TOTAL CAPITAL OUTLAY	\$ 102,968	\$ 231,326	\$ 19,791	\$ (96,488)

MT. SAN ANTONIO COLLEGE
33 - CHILD DEVELOPMENT FUND
EXPENDITURES

DESCRIPTION OF EXPENDITURE	ADOPTED BUDGET 2022-23	ACTUAL EXPENDITURES 2022-23	ADOPTED BUDGET 2023-24	DIFFERENCE BETWEEN (CURR-PREV)
<u>OTHER OUTGO</u>				
7300 - Interfund Transfers-Out	\$ -	\$ 131,230	\$ -	\$ -
7000 TOTAL OTHER OUTGO	\$ -	\$ 131,230	\$ -	\$ -
1000 - 7000 TOTAL EXPENDITURES	<u>\$ 3,021,895</u>	<u>\$ 3,572,246</u>	<u>\$ 3,998,705</u>	<u>\$ 963,499</u>
<u>FUND BALANCES</u>				
792003 - Restr Fund Bal-Child Dvlp CCTR	\$ 27,443	\$ 18,027	\$ 18,027	\$ (9,416)
792034 - Restr Fund Bal-Child Dvlp CSPP	-	10,183	10,183	10,183
794003 - Assigned Fund Bal-Child Development	1,326,490	1,105,972	1,105,972	(220,518)
7900 TOTAL FUND BALANCES	<u>\$ 1,353,933</u>	<u>\$ 1,134,182</u>	<u>\$ 1,134,182</u>	<u>\$ (219,751)</u>
TOTAL EXPENDITURES PLUS FUND BALANCE	<u>\$ 4,375,828</u>	<u>\$ 4,706,428</u>	<u>\$ 5,132,887</u>	<u>\$ 743,748</u>

MT. SAN ANTONIO COLLEGE
34 - FARM OPERATIONS FUND
REVENUES

ACCOUNT DESCRIPTION	ADOPTED BUDGET 2022-23	ACTUAL INCOME 2022-23	ADOPTED BUDGET 2023-24
<u>CURRENT ASSETS</u>			
34000-000000-9110-000000 Cash and Cash Equivalent	\$ 265,281	\$ 265,281	\$ 216,852
34000-000000-9200-000000 Accounts Receivable	333	333	2,152
TOTAL CURRENT ASSETS	<u>\$ 265,614</u>	<u>\$ 265,614</u>	<u>\$ 219,004</u>
<u>CURRENT LIABILITIES</u>			
34000-000000-9520-000000 Accounts Payable	\$ 50,533	\$ 50,533	\$ 5,735
34000-000000-9551-000000 Sales Tax Payable	2,883	2,883	5,202
TOTAL CURRENT LIABILITIES	<u>\$ 53,416</u>	<u>\$ 53,416</u>	<u>\$ 10,937</u>
TOTAL NET BEGINNING BALANCE	<u>\$ 212,198</u>	<u>\$ 212,198</u>	<u>\$ 208,067</u>
<u>CLASSIFICATION OF REVENUES</u>			
<u>8800 - LOCAL REVENUES</u>			
34000-314610-884300-693000 Sales-Farm Operations/Beef	\$ 14,000	\$ 36,384	\$ 25,000
34000-314610-884400-693000 Sales-Farm Operations/Horse	8,000	20,547	15,000
34000-314610-884500-693000 Sales-Farm Operations/Sheep	13,000	20,429	15,000
34000-314610-884600-693000 Sales-Farm Operations/Swine	4,000	9,050	6,000
34000-314690-884700-693000 Sales-Farm Operations/Horticulture	76,704	86,101	80,000
34000-000000-886000-000000 Interest Income	1,000	5,457	1,000
34000-000000-886200-000000 Fair Value Investment Income	-	742	-
34000-314610-889003-693000 Salvaged Materials	1,300	1,758	1,300
TOTAL 8800 - LOCAL REVENUES	<u>\$ 118,004</u>	<u>\$ 180,468</u>	<u>\$ 143,300</u>
TOTAL REVENUES	<u>\$ 118,004</u>	<u>\$ 180,468</u>	<u>\$ 143,300</u>
<u>8900 - OTHER FINANCING SOURCES</u>			
34000-314610-898001-693000 Interfund Transfers-In	\$ 79,000	\$ 79,000	\$ 79,000
TOTAL 8900 - OTHER FINANCING SOURCES	<u>\$ 79,000</u>	<u>\$ 79,000</u>	<u>\$ 79,000</u>
TOTAL REVENUES & OTHER FINANCING SOURCES	<u>\$ 197,004</u>	<u>\$ 259,468</u>	<u>\$ 222,300</u>
TOTAL REVENUES, OTHER FINANCING SOURCES, & NET BEGINNING BALANCE	<u>\$ 409,202</u>	<u>\$ 471,666</u>	<u>\$ 430,367</u>

MT. SAN ANTONIO COLLEGE
34 - FARM OPERATIONS FUND
EXPENDITURES

DESCRIPTION OF EXPENDITURE	ADOPTED BUDGET 2022-23	ACTUAL EXPENDITURES 2022-23	ADOPTED BUDGET 2023-24	DIFFERENCE BETWEEN (CURR-PREV)
<u>CLASSIFIED-OTH NON ACAD SALARIES</u>				
2300 - Short-Term, Hourly, Noninstr	\$ 1,600	\$ 1,600	\$ 1,600	\$ -
2000 TOTAL CLASSIFIED-OTH NON ACAD SALARIES	\$ 1,600	\$ 1,600	\$ 1,600	\$ -
<u>EMPLOYEE BENEFITS</u>				
3300 - OASDI/Medicare	\$ 24	\$ 24	\$ 24	\$ -
3500 - State Unemployment Insurance	8	8	1	(7)
3600 - Workers' Compensation Insurance	24	24	22	(2)
3800 - Alternative Retirement Plan	48	48	48	-
3000 TOTAL EMPLOYEE BENEFITS	\$ 104	\$ 104	\$ 95	\$ (9)
<u>SUPPLIES AND MATERIALS</u>				
4500 - Noninstr Supplies and Materials	\$ 179,150	\$ 252,061	\$ 202,355	\$ 23,205
4000 TOTAL SUPPLIES AND MATERIALS	\$ 179,150	\$ 252,061	\$ 202,355	\$ 23,205
<u>OTHER OPERATING EXPENSES AND SRVS</u>				
5500 - Utilities and Housekeeping Services	\$ 550	\$ 456	\$ 550	\$ -
5600 - Contracts, Rents, Leases, Repairs	1,700	75	1,995	295
5800 - Other Services and Expenses	9,800	9,303	11,905	2,105
5000 TOTAL OTHER OPERATING EXPENSES AND SRVS	\$ 12,050	\$ 9,834	\$ 14,450	\$ 2,400
<u>CAPITAL OUTLAY</u>				
6400 - Equipment	\$ 4,100	\$ -	\$ 3,800	\$ (300)
6000 TOTAL CAPITAL OUTLAY	\$ 4,100	\$ -	\$ 3,800	\$ (300)
1000 - 7000 TOTAL EXPENDITURES	\$ 197,004	\$ 263,599	\$ 222,300	\$ 25,296
<u>FUND BALANCES</u>				
794004 - Assigned Fund Bal-Farm Operation	\$ 212,198	\$ 208,067	\$ 208,067	\$ (4,131)
7900 TOTAL FUND BALANCES	\$ 212,198	\$ 208,067	\$ 208,067	\$ (4,131)
TOTAL EXPENDITURES PLUS FUND BALANCE	\$ 409,202	\$ 471,666	\$ 430,367	\$ 21,165

MT. SAN ANTONIO COLLEGE
39 - HEALTH SERVICES FUND
REVENUES

ACCOUNT DESCRIPTION	ADOPTED BUDGET 2022-23	ACTUAL INCOME 2022-23	ADOPTED BUDGET 2023-24
<u>CURRENT ASSETS</u>			
39000-000000-9110-000000	Cash and Cash Equivalent	\$ 1,541,913	\$ 1,541,913
39000-000000-9200-000000	Accounts Receivable	48,019	48,019
			\$ 1,531,241
			26,030
TOTAL CURRENT ASSETS		\$ 1,589,932	\$ 1,589,932
<u>CURRENT LIABILITIES</u>			
39000-000000-9500-000000	Accounts Payable	\$ 17	\$ 17
39000-000000-9656-000000	Deferred Revenue - Student Health Fees	201,035	201,035
			\$ 3,651
			237,709
TOTAL CURRENT LIABILITIES		\$ 201,052	\$ 201,052
TOTAL NET BEGINNING BALANCE		\$ 1,388,880	\$ 1,388,880
			\$ 1,315,911
<u>CLASSIFICATION OF REVENUES</u>			
<u>8800 - LOCAL REVENUES</u>			
39000-000000-886000-000000	Interest Income	\$ 8,000	\$ 37,566
39000-000000-886200-000000	Fair Value Investment Income	66,419	(11,057)
39000-534000-887610-644000	Health Fees-CY	1,300,000	-
39000-534000-887611-644000	Health Fees-Summer	-	245,435
39000-534000-887612-644000	Health Fees-Fall	-	571,711
39000-534000-887613-644000	Health Fees-Winter	-	269,520
39000-534000-887614-644000	Health Fees-Spring	-	545,491
39000-534000-887620-644000	Health Fees-PY	-	(38)
39000-534000-887631-644000	Financial Aid Health Fees-Summer	-	(42,954)
39000-534000-887632-644000	Financial Aid Health Fees-Fall	-	(93,288)
39000-534000-887633-644000	Financial Aid Health Fees-Winter	-	(43,240)
39000-534000-887634-644000	Financial Aid Health Fees-Spring	-	(88,434)
39000-534000-887640-644000	Financial Aid Health Fees-PY	-	(480)
39000-534000-889000-644000	Other Local Revenues	80,000	94,284
			95,000
TOTAL 8800 - LOCAL REVENUES		\$ 1,454,419	\$ 1,484,516
TOTAL REVENUES		\$ 1,454,419	\$ 1,484,516
TOTAL REVENUES & NET BEGINNING BALANCE		\$ 2,843,299	\$ 2,873,396
			\$ 2,795,911

MT. SAN ANTONIO COLLEGE
39 - HEALTH SERVICES FUND
EXPENDITURES

DESCRIPTION OF EXPENDITURE	ADOPTED BUDGET 2022-23	ACTUAL EXPENDITURES 2022-23	ADOPTED BUDGET 2023-24	DIFFERENCE BETWEEN (CURR-PREV)
<u>CLASSIFIED-OTH NON ACAD SALARIES</u>				
2100 - Noninstructional Salaries, Regular	\$ 934,941	\$ 941,622	\$ 995,648	\$ 60,707
2300 - Short-Term, Hourly, Noninstr	21,000	20,067	21,000	-
2000 TOTAL CLASSIFIED-OTH NON ACAD SALARIES	\$ 955,941	\$ 961,689	\$ 1,016,648	\$ 60,707
<u>EMPLOYEE BENEFITS</u>				
3200 - PERS	\$ 236,942	\$ 235,133	\$ 265,641	\$ 28,699
3300 - OASDI/Medicare	71,930	72,090	76,572	4,642
3400 - Health and Welfare Benefits	154,462	137,371	153,697	(765)
3500 - State Unemployment Insurance	4,787	4,739	605	(4,182)
3600 - Workers' Compensation Insurance	14,165	14,270	14,169	4
3800 - Alternative Retirement Plan	630	598	630	-
3000 TOTAL EMPLOYEE BENEFITS	\$ 482,916	\$ 464,201	\$ 511,314	\$ 28,398
<u>SUPPLIES AND MATERIALS</u>				
4500 - Noninstr Supplies and Materials	\$ 33,635	\$ 22,461	\$ 26,210	\$ (7,425)
4700 - Food Supplies	-	691	500	500
4000 TOTAL SUPPLIES AND MATERIALS	\$ 33,635	\$ 23,152	\$ 26,710	\$ (6,925)
<u>OTHER OPERATING EXPENSES AND SRVS</u>				
5200 - Travel and Conference Expenses	\$ -	\$ -	\$ 2,000	\$ 2,000
5300 - Dues and Memberships	650	240	650	-
5400 - Insurance	44,350	-	56,673	12,323
5600 - Contracts, Rents, Leases, Repairs	1,400	99	1,400	-
5800 - Other Services and Expenses	55,256	107,366	60,181	4,925
5000 TOTAL OTHER OPERATING EXPENSES AND SRVS	\$ 101,656	\$ 107,705	\$ 120,904	\$ 19,248
<u>CAPITAL OUTLAY</u>				
6400 - Equipment	\$ -	\$ 738	\$ -	\$ -
6000 TOTAL CAPITAL OUTLAY	\$ -	\$ 738	\$ -	\$ -
1000 - 7000 TOTAL EXPENDITURES	\$ 1,574,148	\$ 1,557,485	\$ 1,675,576	\$ 101,428
<u>FUND BALANCES</u>				
792004 - Restr Fund Bal-Health Services	\$ 1,128,441	\$ 1,151,919	\$ 960,409	\$ (168,032)
795003 - Unassigned Fd Bal-Misc Health Serv	140,710	163,992	159,926	19,216
7900 TOTAL FUND BALANCES	\$ 1,269,151	\$ 1,315,911	\$ 1,120,335	\$ (148,816)
TOTAL EXPENDITURES PLUS FUND BALANCE	\$ 2,843,299	\$ 2,873,396	\$ 2,795,911	\$ (47,388)

MT. SAN ANTONIO COLLEGE
40 - BOND CONSTRUCTION SERIES 2021E FUND
REVENUES

ACCOUNT DESCRIPTION	ADOPTED BUDGET 2022-23	ACTUAL INCOME 2022-23	ADOPTED BUDGET 2023-24
<u>CURRENT ASSETS</u>			
40000-000000-9110-000000 Cash and Cash Equivalent	\$ 38,644,812	\$ 38,644,812	\$ 10,151,633
40000-000000-9200-000000 Accounts Receivable	56,478	56,478	49,563
TOTAL CURRENT ASSETS	<u>\$ 38,701,290</u>	<u>\$ 38,701,290</u>	<u>\$ 10,201,196</u>
<u>CURRENT LIABILITIES</u>			
40000-000000-95000-000000 Accounts Payable	\$ 5,241,731	\$ 5,241,731	\$ 5,927,637
TOTAL CURRENT LIABILITIES	<u>\$ 5,241,731</u>	<u>\$ 5,241,731</u>	<u>\$ 5,927,637</u>
TOTAL NET BEGINNING BALANCE	<u>\$ 33,459,559</u>	<u>\$ 33,459,559</u>	<u>\$ 4,273,559</u>
<u>CLASSIFICATION OF REVENUES</u>			
<u>8800 - LOCAL REVENUES</u>			
40000-000000-886000-000000 Interest Income	\$ 100,000	\$ 631,537	\$ 200,000
40000-000000-886200-000000 Fair Value Investment Income	1,668,667	1,153,143	-
TOTAL 8800 - LOCAL REVENUES	<u>\$ 1,768,667</u>	<u>\$ 1,784,680</u>	<u>\$ 200,000</u>
TOTAL REVENUES	<u>\$ 1,768,667</u>	<u>\$ 1,784,680</u>	<u>\$ 200,000</u>
TOTAL REVENUES & NET BEGINNING BALANCE	<u>\$ 35,228,226</u>	<u>\$ 35,244,239</u>	<u>\$ 4,473,559</u>

MT. SAN ANTONIO COLLEGE
40 - BOND CONSTRUCTION SERIES 2021E FUND
EXPENDITURES

DESCRIPTION OF EXPENDITURE	ADOPTED BUDGET 2022-23	ACTUAL EXPENDITURES 2022-23	ADOPTED BUDGET 2023-24	DIFFERENCE BETWEEN (CURR-PREV)
<u>SUPPLIES AND MATERIALS</u>				
4500 - Noninstr Supplies and Materials	\$ 233,034	\$ 354,026	\$ 2,338	\$ (230,696)
4000 TOTAL SUPPLIES AND MATERIALS	\$ 233,034	\$ 354,026	\$ 2,338	\$ (230,696)
<u>CAPITAL OUTLAY</u>				
6100 - Sites and Site Improvements	\$ 4,521,088	\$ 3,621,136	\$ 899,952	\$ (3,621,136)
6200 - Buildings	27,199,513	23,685,246	2,761,221	(24,438,292)
6400 - Equipment	3,012,868	3,310,272	332,312	(2,680,556)
6000 TOTAL CAPITAL OUTLAY	\$ 34,733,469	\$ 30,616,654	\$ 3,993,485	\$ (30,739,984)
1000 - 7000 TOTAL EXPENDITURES	\$ 34,966,503	\$ 30,970,680	\$ 3,995,823	\$ (30,970,680)
<u>FUND BALANCES</u>				
792006 - Restricted Fund Bal-Bond Projects	\$ -	\$ 3,995,823	\$ -	\$ -
792007 - Restricted Fund Bal-Bond Interest	261,723	277,736	477,736	216,013
7900 TOTAL FUND BALANCES	\$ 261,723	\$ 4,273,559	\$ 477,736	\$ 216,013
TOTAL EXPENDITURES PLUS FUND BALANCE	\$ 35,228,226	\$ 35,244,239	\$ 4,473,559	\$ (30,754,667)

MT. SAN ANTONIO COLLEGE
41 - CAPITAL OUTLAY PROJECTS FUND
REVENUES

ACCOUNT DESCRIPTION	ADOPTED BUDGET 2022-23	ACTUAL INCOME 2022-23	ADOPTED BUDGET 2023-24
<u>CURRENT ASSETS</u>			
41000-000000-9110-000000	\$ 22,868,201	\$ 22,868,201	\$ 31,387,208
41052-000000-9131-000000	223,630	223,630	213,684
41000-000000-9200-000000	6,519,917	6,519,917	1,287,484
TOTAL CURRENT ASSETS	\$ 29,611,748	\$ 29,611,748	\$ 32,888,376
<u>CURRENT LIABILITIES</u>			
41000-000000-9500-000000	\$ 1,871,124	\$ 1,871,124	\$ 1,737,373
41000-000000-9650-000000	13,020,551	13,020,551	18,131,019
41000-000000-9656-000000	38,574	38,574	44,390
TOTAL CURRENT LIABILITIES	\$ 14,930,249	\$ 14,930,249	\$ 19,912,782
TOTAL NET BEGINNING BALANCE	\$ 14,681,499	\$ 14,681,499	\$ 12,975,594

CLASSIFICATION OF REVENUES

8600 - STATE REVENUES

41066-700161-862900-710000	\$ 32,471	\$ 11,239	\$ 21,232
41024-940200-862906-710000	2,603	676	1,927
41032-940200-862906-710000	12,406,700	3,281,075	7,792,683
41033-940200-862906-710000	10,000,000	-	4,052,102
41038-940200-862906-710000	194,191	28,924	165,267
41045-940200-862906-710000	71,184	60,805	10,379
41046-940200-862906-710000	201,413	105,306	96,107
41047-940200-862906-710000	105,197	68,373	36,824
41039-940100-862907-710000	6,792	192	6,600
41026-723020-865900-710000	792,000	930,966	4,705,034
41009-771180-865900-710000	8,416,108	7,331,196	1,084,911
TOTAL 8600 - STATE REVENUES	\$ 32,228,659	\$ 11,818,752	\$ 17,973,066

8800 - LOCAL REVENUES

41000-000000-886000-000000	\$ 5,000	\$ 485,435	\$ 300,000
41052-940330-886000-000000	-	11	-
41000-000000-886200-000000	987,439	(606,478)	600,000
41001-800000-888030-000000	351,330	-	204,145
41001-800000-888031-000000	-	14,155	-
41001-800000-888032-000000	-	86,130	-
41001-800000-888033-000000	-	13,830	-
41001-800000-888034-000000	-	90,030	-
41001-800000-888070-000000	187,621	-	189,374
41001-800000-888071-000000	-	17,534	-
41001-800000-888072-000000	-	88,290	-
41001-800000-888073-000000	-	18,015	-
41001-800000-888074-000000	-	67,920	-
41001-800000-888080-000000	-	(2,385)	-

MT. SAN ANTONIO COLLEGE
41 - CAPITAL OUTLAY PROJECTS FUND
REVENUES

ACCOUNT DESCRIPTION	ADOPTED BUDGET 2022-23	ACTUAL INCOME 2022-23	ADOPTED BUDGET 2023-24
<u>8800 - LOCAL REVENUES (continued)</u>			
41004-700222-889000-710000 Capital Outlay Projects One-Time	\$ 2,836	\$ 2,836	\$ -
41004-700223-889000-709999 Capital Outlay Projects One-Time	-	5,876	-
41004-700228-889000-710000 Capital Outlay Projects One-Time	-	28,027	-
TOTAL 8800 - LOCAL REVENUES	<u>\$ 1,534,226</u>	<u>\$ 309,226</u>	<u>\$ 1,293,519</u>
TOTAL REVENUES	<u>\$ 33,762,885</u>	<u>\$ 12,127,978</u>	<u>\$ 19,266,585</u>
<u>8900 - OTHER FINANCING SOURCES</u>			
41132-700165-891001-710000 Bldg. 4 HR Water Intrusion	\$ 54,058	\$ 22,371	\$ 31,687
41134-700167-891001-710000 Emergency Repr Bldg 66 Water Damage	29,677	-	-
41139-700173-891001-710000 Emergency Repr Bldg 9E Water Intrusion	-	-	82,750
41134-700167-898001-731000 Emergency Repr Bldg 66 Water Damage	-	10,000	-
41137-700170-898001-731000 Child Dev Center Room Modification	-	131,230	-
41139-700173-898001-731000 Emergency Repr Bldg 9E Water Intrusion	-	-	5,000
TOTAL 8900 - OTHER FINANCING SOURCES	<u>\$ 83,735</u>	<u>\$ 163,601</u>	<u>\$ 119,437</u>
TOTAL REVENUES & OTHER FINANCING SOURCES	<u>\$ 33,846,620</u>	<u>\$ 12,291,579</u>	<u>\$ 19,386,022</u>
TOTAL REVENUES, OTHER FINANCING SOURCES, & NET BEGINNING BALANCE	<u>\$ 48,528,119</u>	<u>\$ 26,973,078</u>	<u>\$ 32,361,616</u>

MT. SAN ANTONIO COLLEGE
41 - CAPITAL OUTLAY PROJECTS FUND
EXPENDITURES

DESCRIPTION OF EXPENDITURE	ADOPTED BUDGET 2022-23	EXPENDITURE \$ 2022-23	ADOPTED BUDGET 2023-24	DIFFERENCE BETWEEN (CURR-PREV)
<u>CLASSIFIED-OTH NON ACAD SALARIES</u>				
2300 - Short-Term, Hourly, Noninstr	\$ 1,411	\$ -	\$ 1,411	\$ -
2000 TOTAL CLASSIFIED-OTH NON ACAD	\$ 1,411	\$ -	\$ 1,411	\$ -
<u>EMPLOYEE BENEFITS</u>				
3300 - OASDI/Medicare	\$ 108	\$ -	\$ 108	\$ -
3500 - State Unemployment Insurance	1	-	1	-
3600 - Workers' Compensation Insurance	22	-	22	-
3000 TOTAL EMPLOYEE BENEFITS	\$ 131	\$ -	\$ 131	\$ -
<u>SUPPLIES AND MATERIALS</u>				
4500 - Noninstr Supplies and Materials	\$ 150,023	\$ 99,979	\$ 106,437	\$ (43,586)
4000 TOTAL SUPPLIES AND MATERIALS	\$ 150,023	\$ 99,979	\$ 106,437	\$ (43,586)
<u>OTHER OPERATING EXPENSES AND SRVS</u>				
5600 - Contracts, Rents, Leases, Repairs	\$ 211,217	\$ 130,978	\$ 183,352	\$ (27,865)
5700 - Legal, Elections and Audit Expenses	-	21,500	-	-
5800 - Other Services and Expenses	-	26,705	100,000	100,000
5000 TOTAL OTHER OPERATING EXPENSES	\$ 211,217	\$ 179,183	\$ 283,352	\$ 72,135
<u>CAPITAL OUTLAY</u>				
6100 - Sites and Site Improvements	\$ 15,013,533	\$ 2,362,193	\$ 10,304,941	\$ (4,708,592)
6200 - Buildings	22,019,438	10,076,833	12,034,338	(9,985,100)
6400 - Equipment	10,630,119	1,279,296	9,433,777	(1,196,342)
6000 TOTAL CAPITAL OUTLAY	\$ 47,663,090	\$ 13,718,322	\$ 31,773,056	\$ (15,890,034)
1000 - 7000 TOTAL EXPENDITURES	\$ 48,025,872	\$ 13,997,484	\$ 32,164,387	\$ (15,861,485)
<u>FUND BALANCES</u>				
79200 Restr Fund Bal-Revenue Lease Bonds	\$ 213,673	\$ 194,683	\$ 194,683	\$ (18,990)
79500 Unassigned Fund Bal-Capital Outlay	288,574	12,780,911	2,546	(286,028)
7900 TOTAL FUND BALANCES	\$ 502,247	\$ 12,975,594	\$ 197,229	\$ (305,018)
TOTAL EXPENDITURES PLUS FUND BALANCE	\$ 48,528,119	\$ 26,973,078	\$ 32,361,616	\$ (16,166,503)

MT. SAN ANTONIO COLLEGE
42 - BOND CONSTRUCTION SERIES 2021C FUND
REVENUES

ACCOUNT DESCRIPTION	ADOPTED BUDGET 2022-23	ACTUAL INCOME 2022-23	ADOPTED BUDGET 2023-24
<u>CURRENT ASSETS</u>			
42000-000000-9110-000000 Cash and Cash Equivalent	\$ 188,852,314	\$ 188,852,314	\$ 139,013,993
42000-000000-9200-000000 Accounts Receivable	244,577	244,577	406,844
TOTAL CURRENT ASSETS	<u>\$ 189,096,891</u>	<u>\$ 189,096,891</u>	<u>\$ 139,420,837</u>
<u>CURRENT LIABILITIES</u>			
42000-000000-9500-000000 Accounts Payable	\$ 7,106,663	\$ 7,106,663	\$ 14,195,277
TOTAL CURRENT LIABILITIES	<u>\$ 7,106,663</u>	<u>\$ 7,106,663</u>	<u>\$ 14,195,277</u>
TOTAL NET BEGINNING BALANCE	<u>\$ 181,990,228</u>	<u>\$ 181,990,228</u>	<u>\$ 125,225,560</u>
<u>CLASSIFICATION OF REVENUES</u>			
<u>8800 - LOCAL REVENUES</u>			
42000-000000-886000-000000 Interest Income	\$ 400,000	\$ 3,887,330	\$ 3,000,000
42000-000000-886200-000000 Fair Value Investment Income	8,154,564	1,095,102	-
TOTAL 8800 - LOCAL REVENUES	<u>\$ 8,554,564</u>	<u>\$ 4,982,432</u>	<u>\$ 3,000,000</u>
TOTAL REVENUES	<u>\$ 8,554,564</u>	<u>\$ 4,982,432</u>	<u>\$ 3,000,000</u>
TOTAL REVENUES & NET BEGINNING BALANCE	<u>\$ 190,544,792</u>	<u>\$ 186,972,660</u>	<u>\$ 128,225,560</u>

MT. SAN ANTONIO COLLEGE
42 - BOND CONSTRUCTION SERIES 2021C FUND
EXPENDITURES

DESCRIPTION OF EXPENDITURE	ADOPTED BUDGET 2022-23	ACTUAL EXPENDITURES 2022-23	ADOPTED BUDGET 2023-24	DIFFERENCE BETWEEN (CURR-PREV)
<u>CLASSIFIED-OTH NON ACAD SALARIES</u>				
2100 - Noninstructional Salaries, Regular	\$ -	\$ -	\$ 3,344,223	\$ 3,344,223
2000 TOTAL CLASSIFIED-OTH NON ACAD SALARIES	\$ -	\$ -	\$ 3,344,223	\$ 3,344,223
<u>EMPLOYEE BENEFITS</u>				
3200 - PERS	\$ -	\$ -	\$ 892,237	\$ 892,237
3300 - OASDI/Medicare	-	-	255,843	255,843
3400 - Health and Welfare Benefits	-	-	486,295	486,295
3500 - State Unemployment Insurance	-	-	1,669	1,669
3600 - Workers' Compensation Insurance	-	-	46,488	46,488
3000 TOTAL EMPLOYEE BENEFITS	\$ -	\$ -	\$ 1,682,532	\$ 1,682,532
<u>SUPPLIES AND MATERIALS</u>				
4500 - Noninstr Supplies and Materials	\$ 776,357	\$ 428,267	\$ 983,359	\$ 207,002
4000 TOTAL SUPPLIES AND MATERIALS	\$ 776,357	\$ 428,267	\$ 983,359	\$ 207,002
<u>OTHER OPERATING EXPENSES AND SRVS</u>				
5600 - Contracts, Rents, Leases, Repairs	\$ -	\$ 356,249	\$ -	\$ -
5800 - Other Services and Expenses	9,181,413	56	3,798,352	(5,383,061)
5000 TOTAL OTHER OPERATING EXPENSES AND SRVS	\$ 9,181,413	\$ 356,305	\$ 3,798,352	\$ (5,383,061)
<u>CAPITAL OUTLAY</u>				
6100 - Sites and Site Improvements	\$ 5,276,830	\$ 9,745,342	\$ 9,075,241	\$ 3,798,411
6200 - Buildings	168,658,476	44,309,045	106,094,858	(62,563,618)
6400 - Equipment	5,578,119	6,908,141	2,745,530	(2,832,589)
6000 TOTAL CAPITAL OUTLAY	\$ 179,513,425	\$ 60,962,528	\$ 117,915,629	\$ (61,597,796)
1000 - 7000 TOTAL EXPENDITURES	\$ 189,471,195	\$ 61,747,100	\$ 127,724,095	\$ (61,747,100)
<u>FUND BALANCES</u>				
792006 - Restricted Fund Bal-Bond Projects	\$ -	\$ 127,724,095	\$ -	\$ -
792007 - Restricted Fund Bal-Bond Interest	1,073,597	(2,498,535)	501,465	(572,132)
7900 TOTAL FUND BALANCES	\$ 1,073,597	\$ 125,225,560	\$ 501,465	\$ (572,132)
TOTAL EXPENDITURES PLUS FUND BALANCE	\$ 190,544,792	\$ 186,972,660	\$ 128,225,560	\$ (62,319,232)

MT. SAN ANTONIO COLLEGE
43 - CAPITAL OUTLAY PROJ REDEVELOP FUND
REVENUES

ACCOUNT DESCRIPTION	ADOPTED BUDGET 2022-23	ACTUAL INCOME 2022-23	ADOPTED BUDGET 2023-24
<u>CURRENT ASSETS</u>			
43000-000000-9110-000000	\$ 9,624,794	\$ 9,624,794	\$ 11,363,522
43000-000000-9200-000000	11,016	11,016	27,019
43000-000000-9310-000000	-	-	-
TOTAL CURRENT ASSETS	<u>\$ 9,635,810</u>	<u>\$ 9,635,810</u>	<u>\$ 11,390,541</u>
<u>CURRENT LIABILITIES</u>			
43000-000000-9500-000000	\$ -	\$ -	\$ 34
TOTAL CURRENT LIABILITIES	<u>\$ -</u>	<u>\$ -</u>	<u>\$ 34</u>
TOTAL NET BEGINNING BALANCE	<u>\$ 9,635,810</u>	<u>\$ 9,635,810</u>	<u>\$ 11,390,507</u>
<u>CLASSIFICATION OF REVENUES</u>			
<u>8800 - LOCAL REVENUES</u>			
43000-000000-886000-000000	\$ 30,000	\$ 226,234	\$ 200,000
43000-000000-886200-000000	415,595	(161,460)	-
43016-700521-889000-710000	-	1,684,770	-
TOTAL 8800 - LOCAL REVENUES	<u>\$ 445,595</u>	<u>\$ 1,749,544</u>	<u>\$ 200,000</u>
TOTAL REVENUES	<u>\$ 445,595</u>	<u>\$ 1,749,544</u>	<u>\$ 200,000</u>
<u>8900 - OTHER FINANCING SOURCES</u>			
43004-700260-894002-721000	\$ -	\$ 8,711	\$ -
TOTAL 8900 - OTHER FINANCING SOURCES	<u>\$ -</u>	<u>\$ 8,711</u>	<u>\$ -</u>
TOTAL REVENUES & OTHER FINANCING SOURCES	<u>\$ 445,595</u>	<u>\$ 1,758,255</u>	<u>\$ 200,000</u>
TOTAL REVENUES, OTHER FINANCING SOURCES, & NET BEGINNING BALANCE	<u>\$ 10,081,405</u>	<u>\$ 11,394,065</u>	<u>\$ 11,590,507</u>

MT. SAN ANTONIO COLLEGE
43 - CAPITAL OUTLAY PROJ REDEVELOP FUND
EXPENDITURES

DESCRIPTION OF EXPENDITURE	ADOPTED BUDGET 2022-23	ACTUAL EXPENDITURES 2022-23	ADOPTED BUDGET 2023-24	DIFFERENCE BETWEEN (CURR-PREV)
<u>SUPPLIES AND MATERIALS</u>				
4500 - Noninstr Supplies and Materials	\$ 4,624	\$ -	\$ 4,624	\$ -
4000 TOTAL SUPPLIES AND MATERIALS	\$ 4,624	\$ -	\$ 4,624	\$ -
<u>CAPITAL OUTLAY</u>				
6100 - Sites and Site Improvements	\$ 102,686	\$ 3,558	\$ 99,128	\$ (3,558)
6200 - Buildings	24,025	-	24,025	-
6400 - Equipment	13,184	-	13,184	-
6000 TOTAL CAPITAL OUTLAY	\$ 139,895	\$ 3,558	\$ 136,337	\$ (3,558)
1000 - 7000 TOTAL EXPENDITURES	\$ 144,519	\$ 3,558	\$ 140,961	\$ (3,558)
<u>FUND BALANCES</u>				
792009 - Restricted Fund Bal-RDA West Covina	\$ 4,433	\$ 4,433	\$ 4,433	\$ -
792010 - Restricted Fund Balance-Walnut	217,042	217,042	217,042	-
792011 - Restricted Fund Bal-RDA La Puente	16,899	16,899	16,899	-
792012 - Restricted Fund Balance-RDA Covina	39,291	39,291	39,291	-
792013 - Restricted Fund Bal-RDA Industry	465,770	465,770	465,770	-
792014 - Restricted Fund Bal-RDA La Verne	147,448	147,448	147,448	-
792015 - Restricted Fund Bal-RDA Irwindale	40,895	40,895	40,895	-
792016 - Restricted Fund Bal-RDA Glendora	25,549	25,549	25,549	-
792017 - Restricted Fund Balance-San Dimas	72,692	72,692	72,692	-
792018 - Restricted Fund Balance-Pomona	218,659	218,659	218,659	-
792019 - Restr Fund Bal-RDA Baldwin Park	29,454	29,454	29,454	-
792020 - Restricted Fund Balance-RDA Various	8,052,270	9,878,001	9,737,040	1,684,770
792021 - Restr Fund Bal-Redevelop Interest	606,484	234,374	434,374	(172,110)
7900 TOTAL FUND BALANCES	\$ 9,936,886	\$ 11,390,507	\$ 11,449,546	\$ 1,512,660
TOTAL EXPENDITURES PLUS FUND BALANCE	\$ 10,081,405	\$ 11,394,065	\$ 11,590,507	\$ 1,509,102

MT. SAN ANTONIO COLLEGE
44 - 2010 BAN CONSTRUCTION FUND
REVENUES

ACCOUNT DESCRIPTION	ADOPTED BUDGET 2022-23	ACTUAL INCOME 2022-23	ADOPTED BUDGET 2023-24
<u>CURRENT ASSETS</u>			
44000-000000-9110-000000 Cash and Cash Equivalent	\$ 66,843	\$ 66,843	\$ 56,264
44000-000000-9200-000001 Accounts Receivable	113	113	155
TOTAL CURRENT ASSETS	<u>\$ 66,956</u>	<u>\$ 66,956</u>	<u>\$ 56,419</u>
<u>CURRENT LIABILITIES</u>			
44000-000000-9500-000000 Accounts Payable	\$ 595	\$ 595	\$ -
TOTAL CURRENT ASSETS	<u>\$ 595</u>	<u>\$ 595</u>	<u>\$ -</u>
TOTAL NET BEGINNING BALANCE	<u>\$ 66,361</u>	<u>\$ 66,361</u>	<u>\$ 56,419</u>
<u>CLASSIFICATION OF REVENUES</u>			
<u>8800 - LOCAL REVENUES</u>			
44000-000000-886000-000000 Interest Income	\$ 300	\$ 1,474	\$ 500
44000-000000-886200-000000 Fair Value Investment Income	-	29	-
TOTAL 8800 - LOCAL REVENUES	<u>\$ 300</u>	<u>\$ 1,503</u>	<u>\$ 500</u>
TOTAL REVENUES	<u>\$ 300</u>	<u>\$ 1,503</u>	<u>\$ 500</u>
TOTAL REVENUES & NET BEGINNING BALANCE	<u>\$ 66,661</u>	<u>\$ 67,864</u>	<u>\$ 56,919</u>

MT. SAN ANTONIO COLLEGE
44 - 2010 BAN CONSTRUCTION FUND
EXPENDITURES

DESCRIPTION OF EXPENDITURE	ADOPTED BUDGET 2022-23	ACTUAL EXPENDITURES 2022-23	ADOPTED BUDGET 2023-24	DIFFERENCE BETWEEN (CURR-PREV)
<u>SUPPLIES AND MATERIALS</u>				
4500 - Noninstr Supplies and Materials	\$ 527	\$ (205)	\$ 732	\$ 205
4000 TOTAL SUPPLIES AND MATERIALS	\$ 527	\$ (205)	\$ 732	\$ 205
<u>OTHER OPERATING EXPENSES AND SRVS</u>				
5700 - Legal, Elections and Audit Expenses	\$ 12,499	\$ 11,650	\$ 849	\$ (11,650)
5000 TOTAL OTHER OPERATING EXPENSES AND SRVS	\$ 12,499	\$ 11,650	\$ 849	\$ (11,650)
<u>CAPITAL OUTLAY</u>				
6200 - Buildings	\$ 20,005	\$ -	\$ 20,005	\$ -
6400 - Equipment	1,054	-	1,054	-
6000 TOTAL CAPITAL OUTLAY	\$ 21,059	\$ -	\$ 21,059	\$ -
1000 - 7000 TOTAL EXPENDITURES	\$ 34,085	\$ 11,445	\$ 22,640	\$ (11,445)
<u>FUND BALANCES</u>				
792022 - Restricted Fund Bal-BAN Projects	\$ -	\$ 22,391	\$ -	\$ -
792023 - Restricted Fund Bal-BAN Interest	32,576	34,028	34,279	1,703
7900 TOTAL FUND BALANCES	\$ 32,576	\$ 56,419	\$ 34,279	\$ 1,703
TOTAL EXPENDITURES PLUS FUND BALANCE	\$ 66,661	\$ 67,864	\$ 56,919	\$ (9,742)

MT. SAN ANTONIO COLLEGE
45 - BOND CONSTRUCTION SERIES 2013A FUND
REVENUES

ACCOUNT DESCRIPTION	ADOPTED BUDGET 2022-23	ACTUAL INCOME 2022-23	ADOPTED BUDGET 2023-24
<u>CURRENT ASSETS</u>			
45000-000000-9110-000000 Cash and Cash Equivalent	\$ 2,111,166	\$ 2,111,166	\$ 1,367,863
45000-000000-9200-000000 Accounts Receivable	3,686	3,686	4,265
TOTAL CURRENT ASSETS	<u>\$ 2,114,852</u>	<u>\$ 2,114,852</u>	<u>\$ 1,372,128</u>
<u>CURRENT LIABILITIES</u>			
45000-000000-95000-000000 Accounts Payable	\$ 57,683	\$ 57,683	\$ 13,613
TOTAL CURRENT LIABILITIES	<u>\$ 57,683</u>	<u>\$ 57,683</u>	<u>\$ 13,613</u>
TOTAL NET BEGINNING BALANCE	<u>\$ 2,057,169</u>	<u>\$ 2,057,169</u>	<u>\$ 1,358,515</u>
<u>CLASSIFICATION OF REVENUES</u>			
<u>8800 - LOCAL REVENUES</u>			
45000-000000-886000-000000 Interest Income	\$ 10,000	\$ 42,860	\$ 10,000
45000-000000-886200-000000 Fair Value Investment Income	91,159	21,696	-
TOTAL 8800 - LOCAL REVENUES	<u>\$ 101,159</u>	<u>\$ 64,556</u>	<u>\$ 10,000</u>
TOTAL REVENUES	<u>\$ 101,159</u>	<u>\$ 64,556</u>	<u>\$ 10,000</u>
TOTAL REVENUES & NET BEGINNING BALANCE	<u>\$ 2,158,328</u>	<u>\$ 2,121,725</u>	<u>\$ 1,368,515</u>

**MT. SAN ANTONIO COLLEGE
45 - BOND CONSTRUCTION SERIES 2013A FUND
EXPENDITURES**

DESCRIPTION OF EXPENDITURE	ADOPTED BUDGET 2022-23	ACTUAL EXPENDITURES 2022-23	ADOPTED BUDGET 2023-24	DIFFERENCE BETWEEN (CURR-PREV)
<u>SUPPLIES AND MATERIALS</u>				
4500 - Noninstr Supplies and Materials	\$ 22,225	\$ 25,807	\$ 4,783	\$ (17,442)
4000 TOTAL SUPPLIES AND MATERIALS	\$ 22,225	\$ 25,807	\$ 4,783	\$ (17,442)
<u>OTHER OPERATING EXPENSES AND SRVS</u>				
5600 - Contracts, Rents, Leases, Repairs	\$ 41,816	\$ -	\$ 41,816	\$ -
5800 - Other Services and Expenses	2,831	-	2,275	(556)
5000 TOTAL OTHER OPERATING EXPENSES AND SRVS	\$ 44,647	\$ -	\$ 44,091	\$ (556)
<u>CAPITAL OUTLAY</u>				
6100 - Sites and Site Improvements	\$ 44,522	\$ 149,547	\$ 14,857	\$ (29,665)
6200 - Buildings	1,539,452	422,289	1,028,082	(511,370)
6400 - Equipment	426,309	165,567	222,132	(204,177)
6000 TOTAL CAPITAL OUTLAY	\$ 2,010,283	\$ 737,402	\$ 1,265,071	\$ (745,212)
1000 - 7000 TOTAL EXPENDITURES	\$ 2,077,155	\$ 763,210	\$ 1,313,945	\$ (763,210)
<u>FUND BALANCES</u>				
792006 - Restricted Fund Bal-Bond Projects	\$ -	\$ 1,313,945	\$ -	\$ -
792007 - Restricted Fund Bal-Bond Interest	81,173	44,570	54,570	(26,603)
7900 TOTAL FUND BALANCES	\$ 81,173	\$ 1,358,515	\$ 54,570	\$ (26,603)
TOTAL EXPENDITURES PLUS FUND BALANCE	\$ 2,158,328	\$ 2,121,725	\$ 1,368,515	\$ (789,813)

MT. SAN ANTONIO COLLEGE
46 - BOND CONSTRUCTION SERIES 2015C FUND
REVENUES

ACCOUNT DESCRIPTION	ADOPTED BUDGET 2022-23	ACTUAL INCOME 2022-23	ADOPTED BUDGET 2023-24
<u>CURRENT ASSETS</u>			
46000-000000-9110-000000 Cash and Cash Equivalent	\$ 395,013	\$ 395,013	\$ 265,032
46000-000000-9200-000000 Accounts Receivable	470	470	1,012
TOTAL CURRENT ASSETS	<u>\$ 395,483</u>	<u>\$ 395,483</u>	<u>\$ 266,044</u>
<u>CURRENT LIABILITIES</u>			
46000-000000-9500-000000 Accounts Payable	\$ (141)	\$ (141)	\$ 26,577
TOTAL CURRENT LIABILITIES	<u>\$ (141)</u>	<u>\$ (141)</u>	<u>\$ 26,577</u>
TOTAL NET BEGINNING BALANCE	<u>\$ 395,624</u>	<u>\$ 395,624</u>	<u>\$ 239,467</u>
<u>CLASSIFICATION OF REVENUES</u>			
<u>8800 - LOCAL REVENUES</u>			
46000-000000-886000-000000 Interest Income	\$ 1,500	\$ 9,000	\$ 5,000
46000-000000-886200-000000 Fair Value Investment Income	-	3,598	-
TOTAL 8800 - LOCAL REVENUES	<u>\$ 1,500</u>	<u>\$ 12,598</u>	<u>\$ 5,000</u>
TOTAL REVENUES	<u>\$ 1,500</u>	<u>\$ 12,598</u>	<u>\$ 5,000</u>
TOTAL REVENUES & NET BEGINNING BALANCE	<u>\$ 397,124</u>	<u>\$ 408,222</u>	<u>\$ 244,467</u>

MT. SAN ANTONIO COLLEGE
46 - BOND CONSTRUCTION SERIES 2015C FUND
EXPENDITURES

DESCRIPTION OF EXPENDITURE	ADOPTED BUDGET 2022-23	ACTUAL EXPENDITURES 2022-23	ADOPTED BUDGET 2023-24	DIFFERENCE BETWEEN (CURR-PREV)
<u>SUPPLIES AND MATERIALS</u>				
4500 - Noninstr Supplies and Materials	\$ -	\$ 22,436	\$ -	\$ -
4000 TOTAL SUPPLIES AND MATERIALS	\$ -	\$ 22,436	\$ -	\$ -
<u>CAPITAL OUTLAY</u>				
6200 - Buildings	\$ 136,281	\$ 130,410	\$ 93,434	\$ (42,847)
6400 - Equipment	-	15,909	34,092	34,092
6000 TOTAL CAPITAL OUTLAY	\$ 136,281	\$ 146,319	\$ 127,526	\$ (8,755)
1000 - 7000 TOTAL EXPENDITURES	\$ 136,281	\$ 168,755	\$ 127,526	\$ (8,755)
<u>FUND BALANCES</u>				
792006 - Restricted Fund Bal-Bond Projects	\$ -	\$ 70,573	\$ -	\$ -
792007 - Restricted Fund Bal-Bond Interest	260,843	168,894	116,941	(143,902)
7900 TOTAL FUND BALANCES	\$ 260,843	\$ 239,467	\$ 116,941	\$ (143,902)
TOTAL EXPENDITURES PLUS FUND BALANCE	\$ 397,124	\$ 408,222	\$ 244,467	\$ (152,657)

MT. SAN ANTONIO COLLEGE
47 - 2017 BAN CONSTRUCTION FUND
REVENUES

ACCOUNT DESCRIPTION	ADOPTED BUDGET 2022-23	ACTUAL INCOME 2022-23	ADOPTED BUDGET 2023-24
<u>CURRENT ASSETS</u>			
47000-000000-9110-000000 Cash and Cash Equivalent	\$ 1,578,751	\$ 1,578,751	\$ 1,126,352
47000-000000-9200-000000 Accounts Receivable	2,229	2,229	3,220
TOTAL CURRENT ASSETS	<u>\$ 1,580,980</u>	<u>\$ 1,580,980</u>	<u>\$ 1,129,572</u>
<u>CURRENT LIABILITIES</u>			
47000-000000-9500-000000 Accounts Payable	\$ 28,262	\$ 28,262	\$ 79,968
TOTAL CURRENT LIABILITIES	<u>\$ 28,262</u>	<u>\$ 28,262</u>	<u>\$ 79,968</u>
TOTAL NET BEGINNING BALANCE	<u>\$ 1,552,718</u>	<u>\$ 1,552,718</u>	<u>\$ 1,049,604</u>
<u>CLASSIFICATION OF REVENUES</u>			
<u>8800 - LOCAL REVENUES</u>			
47000-000000-886000-000000 Interest Income	\$ 5,000	\$ 31,686	\$ 10,000
47000-000000-886200-000000 Fair Value Investment Income	68,170	10,971	-
TOTAL 8800 - LOCAL REVENUES	<u>\$ 73,170</u>	<u>\$ 42,657</u>	<u>\$ 10,000</u>
TOTAL REVENUES	<u>\$ 73,170</u>	<u>\$ 42,657</u>	<u>\$ 10,000</u>
TOTAL REVENUES & NET BEGINNING BALANCE	<u>\$ 1,625,888</u>	<u>\$ 1,595,375</u>	<u>\$ 1,059,604</u>

MT. SAN ANTONIO COLLEGE
47 - 2017 BAN CONSTRUCTION FUND
EXPENDITURES

DESCRIPTION OF EXPENDITURE	ADOPTED BUDGET 2022-23	ACTUAL EXPENDITURES 2022-23	ADOPTED BUDGET 2023-24	DIFFERENCE BETWEEN (CURR-PREV)
<u>SUPPLIES AND MATERIALS</u>				
4500 - Noninstr Supplies and Materials	\$ 12,008	\$ 3,422	\$ 170	\$ (11,838)
4000 TOTAL SUPPLIES AND MATERIALS	\$ 12,008	\$ 3,422	\$ 170	\$ (11,838)
<u>OTHER OPERATING EXPENSES AND SRVS</u>				
5500 - Utilities and Housekeeping Services	\$ -	\$ 9,768	\$ -	\$ -
5600 - Contracts, Rents, Leases, Repairs	61,721	23,467	-	(61,721)
5700 - Legal, Elections and Audit Expenses	3,219	30,832	20,236	17,017
5800 - Other Services and Expenses	5,108	23,049	-	(5,108)
5000 TOTAL OTHER OPERATING EXPENSES AND SRVS	\$ 70,048	\$ 87,116	\$ 20,236	\$ (49,812)
<u>CAPITAL OUTLAY</u>				
6100 - Sites and Site Improvements	\$ 440,450	\$ 104,567	\$ 174,835	\$ (265,615)
6200 - Buildings	515,658	215,629	311,838	(203,820)
6400 - Equipment	51,150	135,037	36,464	(14,686)
6000 TOTAL CAPITAL OUTLAY	\$ 1,007,258	\$ 455,233	\$ 523,137	\$ (484,121)
1000 - 7000 TOTAL EXPENDITURES	\$ 1,089,314	\$ 545,771	\$ 543,543	\$ (545,771)
<u>FUND BALANCES</u>				
792022 - Restricted Fund Bal-BAN Projects	\$ 9,442	\$ 552,985	\$ 9,442	\$ -
792023 - Restricted Fund Bal-BAN Interest	527,132	496,619	506,619	(20,513)
7900 TOTAL FUND BALANCES	\$ 536,574	\$ 1,049,604	\$ 516,061	\$ (20,513)
TOTAL EXPENDITURES PLUS FUND BALANCE	\$ 1,625,888	\$ 1,595,375	\$ 1,059,604	\$ (566,284)

MT. SAN ANTONIO COLLEGE
48 - 2019 BAN CONSTRUCTION FUND
REVENUES

ACCOUNT DESCRIPTION	ADOPTED BUDGET 2022-23	ACTUAL INCOME 2022-23	ADOPTED BUDGET 2023-24
<u>CURRENT ASSETS</u>			
48000-000000-9110-000000 Cash and Cash Equivalent	\$ 270,756	\$ 270,756	\$ 259,430
48000-000000-9200-000000 Accounts Receivable	337	337	664
TOTAL CURRENT ASSETS	<u>\$ 271,093</u>	<u>\$ 271,093</u>	<u>\$ 260,094</u>
<u>CURRENT LIABILITIES</u>			
48000-000000-9500-000000 Accounts Payable	\$ -	\$ -	\$ -
TOTAL CURRENT LIABILITIES	<u>\$ -</u>	<u>\$ -</u>	<u>\$ -</u>
TOTAL NET BEGINNING BALANCE	<u>\$ 271,093</u>	<u>\$ 271,093</u>	<u>\$ 260,094</u>
<u>CLASSIFICATION OF REVENUES</u>			
<u>8800 - LOCAL REVENUES</u>			
48000-000000-886000-000000 Interest Income	\$ 1,000	\$ 5,959	\$ 5,000
48000-000000-886200-000000 Fair Value Investment Income	-	(1,483)	-
TOTAL 8800 - LOCAL REVENUES	<u>\$ 1,000</u>	<u>\$ 4,476</u>	<u>\$ 5,000</u>
TOTAL REVENUES	<u>\$ 1,000</u>	<u>\$ 4,476</u>	<u>\$ 5,000</u>
TOTAL REVENUES & NET BEGINNING BALANCE	<u>\$ 272,093</u>	<u>\$ 275,569</u>	<u>\$ 265,094</u>

MT. SAN ANTONIO COLLEGE
48 - 2019 BAN CONSTRUCTION FUND
EXPENDITURES

DESCRIPTION OF EXPENDITURE	ADOPTED BUDGET 2022-23	ACTUAL EXPENDITURES 2022-23	ADOPTED BUDGET 2023-24	DIFFERENCE BETWEEN (CURR-PREV)
<u>OTHER OPERATING EXPENSES AND SRVS</u>				
5800 - Other Services and Expenses	\$ 3,118	\$ -	\$ 3,118	\$ -
5000 TOTAL OTHER OPERATING EXPENSES AND SRVS	\$ 3,118	\$ -	\$ 3,118	\$ -
<u>CAPITAL OUTLAY</u>				
6100 - Sites and Site Improvements	\$ 48,340	\$ 8,975	\$ 39,365	\$ (8,975)
6200 - Buildings	6,646	6,500	146	(6,500)
6000 TOTAL CAPITAL OUTLAY	\$ 54,986	\$ 15,475	\$ 39,511	\$ (15,475)
1000 - 7000 TOTAL EXPENDITURES	\$ 58,104	\$ 15,475	\$ 42,629	\$ (15,475)
<u>FUND BALANCES</u>				
792006 - Restricted Fund Bal-Bond Project	\$ -	\$ 42,629	\$ -	\$ -
792007 - Restricted Fund Bal-Bond Interest	213,989	217,465	222,465	8,476
7900 TOTAL FUND BALANCES	\$ 213,989	\$ 260,094	\$ 222,465	\$ 8,476
TOTAL EXPENDITURES PLUS FUND BALANCE	\$ 272,093	\$ 275,569	\$ 265,094	\$ (6,999)

MT. SAN ANTONIO COLLEGE
49 - BOND CONSTRUCTION SERIES 2019A FUND
REVENUES

ACCOUNT DESCRIPTION	ADOPTED BUDGET 2022-23	ACTUAL INCOME 2022-23	ADOPTED BUDGET 2023-24
<u>CURRENT ASSETS</u>			
49000-000000-9110-000000 Cash and Cash Equivalent	\$ 43,267,807	\$ 43,267,807	\$ 18,655,473
49000-000000-9200-000000 Accounts Receivable	85,742	85,742	69,321
TOTAL CURRENT ASSETS	<u>\$ 43,353,549</u>	<u>\$ 43,353,549</u>	<u>\$ 18,724,794</u>
<u>CURRENT LIABILITIES</u>			
49000-000000-9500-000000 Accounts Payable	\$ 4,219,804	\$ 4,219,804	\$ 2,570,757
TOTAL CURRENT LIABILITIES	<u>\$ 4,219,804</u>	<u>\$ 4,219,804</u>	<u>\$ 2,570,757</u>
TOTAL NET BEGINNING BALANCE	<u>\$ 39,133,745</u>	<u>\$ 39,133,745</u>	<u>\$ 16,154,037</u>
<u>CLASSIFICATION OF REVENUES</u>			
<u>8800 - LOCAL REVENUES</u>			
49000-000000-886000-000000 Interest Income	\$ 200,000	\$ 776,738	\$ 200,000
49000-000000-886200-000000 Fair Value Investment Income	1,868,286	920,917	-
TOTAL 8800 - LOCAL REVENUES	<u>\$ 2,068,286</u>	<u>\$ 1,697,655</u>	<u>\$ 200,000</u>
TOTAL REVENUES	<u>\$ 2,068,286</u>	<u>\$ 1,697,655</u>	<u>\$ 200,000</u>
TOTAL REVENUES & NET BEGINNING BALANCE	<u>\$ 41,202,031</u>	<u>\$ 40,831,400</u>	<u>\$ 16,354,037</u>

MT. SAN ANTONIO COLLEGE
49 - BOND CONSTRUCTION SERIES 2019A FUND
EXPENDITURES

DESCRIPTION OF EXPENDITURE	ADOPTED BUDGET 2022-23	ACTUAL EXPENDITURES 2022-23	ADOPTED BUDGET 2023-24	DIFFERENCE BETWEEN (CURR-PREV)
<u>CLASSIFIED-OTH NON ACAD SALARIES</u>				
2100 - Noninstructional Salaries, Regular	\$ 2,963,475	\$ 2,814,690	\$ -	\$ (3,051,065)
2300 - Short-Term, Hourly, Noninstr	494,224	398,778	385,000	(109,224)
2000 TOTAL CLASSIFIED-OTH NON ACAD SALARIES	\$ 3,457,699	\$ 3,213,468	\$ 385,000	\$ (3,160,289)
<u>EMPLOYEE BENEFITS</u>				
3200 - PERS	\$ 826,550	\$ 752,887	\$ 63,937	\$ (784,739)
3300 - OASDI/Medicare	253,462	232,128	21,051	(239,113)
3400 - Health and Welfare Benefits	437,104	375,173	-	(451,229)
3500 - State Unemployment Insurance	17,293	15,667	173	(17,558)
3600 - Workers' Compensation Insurance	51,174	47,768	5,698	(46,773)
3800 - Alternative Retirement Plan	7,105	3,855	4,141	(2,964)
3000 TOTAL EMPLOYEE BENEFITS	\$ 1,592,688	\$ 1,427,478	\$ 95,000	\$ (1,542,376)
<u>SUPPLIES AND MATERIALS</u>				
4500 - Noninstr Supplies and Materials	\$ 37,121	\$ 67,654	\$ 183,681	\$ 146,560
4000 TOTAL SUPPLIES AND MATERIALS	\$ 37,121	\$ 67,654	\$ 183,681	\$ 146,560
<u>OTHER OPERATING EXPENSES AND SRVS</u>				
5500 - Utilities and Housekeeping Services	\$ 10,000	\$ -	\$ 10,000	\$ -
5600 - Contracts, Rents, Leases, Repairs	441,140	187,780	252,634	(188,506)
5700 - Legal, Elections and Audit Expenses	161,523	53,550	108,699	(52,824)
5800 - Other Services and Expenses	444,780	15,476	411,698	(33,082)
5000 TOTAL OTHER OPERATING EXPENSES AND SRVS	\$ 1,057,443	\$ 256,806	\$ 783,031	\$ (274,412)
<u>CAPITAL OUTLAY</u>				
6100 - Sites and Site Improvements	\$ 7,020,055	\$ 5,032,778	\$ 2,687,519	\$ (4,332,536)
6200 - Buildings	24,873,569	13,958,634	9,459,736	(15,413,833)
6400 - Equipment	519,837	720,545	330,036	(189,801)
6000 TOTAL CAPITAL OUTLAY	\$ 32,413,461	\$ 19,711,957	\$ 12,477,291	\$ (19,936,170)
1000 - 7000 TOTAL EXPENDITURES	\$ 38,558,412	\$ 24,677,363	\$ 13,924,003	\$ (24,766,687)
<u>FUND BALANCES</u>				
792006 - Restricted Fund Bal-Bond Projects	\$ -	\$ 13,514,884	\$ -	\$ -
792007 - Restricted Fund Bal-Bond Interest	2,643,619	2,639,153	2,430,034	(213,585)
7900 TOTAL FUND BALANCES	\$ 2,643,619	\$ 16,154,037	\$ 2,430,034	\$ (213,585)
TOTAL EXPENDITURES PLUS FUND BALANCE	\$ 41,202,031	\$ 40,831,400	\$ 16,354,037	\$ (24,980,272)

**MT. SAN ANTONIO COLLEGE
71 - ASSOCIATED STUDENT TRUST FUND
REVENUES**

ACCOUNT DESCRIPTION	ADOPTED BUDGET 2022-23	ACTUAL INCOME 2022-23	ADOPTED BUDGET 2023-24
<u>CURRENT ASSETS</u>			
71000-000000-9110-000000 Cash and Cash Equivalent	\$ 2,563,648	\$ 2,563,648	\$ 2,443,278
71000-000000-9200-000000 Accounts Receivable	3,169	3,169	6,900
TOTAL CURRENT ASSETS	<u>\$ 2,566,817</u>	<u>\$ 2,566,817</u>	<u>\$ 2,450,178</u>
<u>CURRENT LIABILITIES</u>			
71000-000000-9520-000000 Accounts Payable	\$ 35,952	\$ 35,952	\$ 16,372
TOTAL CURRENT LIABILITIES	<u>\$ 35,952</u>	<u>\$ 35,952</u>	<u>\$ 16,372</u>
TOTAL NET BEGINNING BALANCE	<u>\$ 2,530,865</u>	<u>\$ 2,530,865</u>	<u>\$ 2,433,806</u>
<u>CLASSIFICATION OF REVENUES</u>			
<u>8800 - LOCAL REVENUES</u>			
71000-000000-886000-000000 Interest Income	\$ 9,655	\$ 59,807	\$ 59,807
71000-000000-886200-000000 Fair Value Investment Income	110,697	(13,379)	-
71000-000000-888500-000000 Other Student Fees and Charges	450,303	534,303	462,748
71000-000000-888510-000000 Exemption-Student Activity Fee	-	(2,013)	-
71000-000000-888520-000000 Non Payment-Student Activity Fee	-	(69,333)	-
71005-521500-889000-696000 Other Local Revenues	-	16,593	-
71070-521695-889000-696000 Other Local Revenues	-	1,500	-
TOTAL 8800 - LOCAL REVENUES	<u>\$ 570,655</u>	<u>\$ 527,478</u>	<u>\$ 522,555</u>
TOTAL REVENUES	<u>\$ 570,655</u>	<u>\$ 527,478</u>	<u>\$ 522,555</u>
TOTAL REVENUES & NET BEGINNING BALANCE	<u>\$ 3,101,520</u>	<u>\$ 3,058,343</u>	<u>\$ 2,956,361</u>

MT. SAN ANTONIO COLLEGE
71 - ASSOCIATED STUDENT TRUST FUND
EXPENDITURES

DESCRIPTION OF EXPENDITURE	ADOPTED BUDGET 2022-23	ACTUAL EXPENDITURES 2022-23	ADOPTED BUDGET 2023-24	DIFFERENCE BETWEEN (CURR-PREV)
<u>CLASSIFIED-OTH NON ACAD SALARIES</u>				
2100 - Noninstructional Salaries, Regular	\$ 75,867	\$ 82,836	\$ 144,407	\$ 68,540
2300 - Short-Term, Hourly, Noninstr	16,000	40,402	28,622	12,622
2000 TOTAL CLASSIFIED-OTH NON ACAD SALARIES	\$ 91,867	\$ 123,238	\$ 173,029	\$ 81,162
<u>EMPLOYEE BENEFITS</u>				
3200 - PERS	\$ 19,247	\$ 20,966	\$ 38,528	\$ 19,281
3300 - OASDI/Medicare	6,043	6,896	11,474	5,431
3400 - Health and Welfare Benefits	23,419	18,319	39,114	15,695
3500 - State Unemployment Insurance	459	571	86	(373)
3600 - Workers' Compensation Insurance	1,360	1,826	2,406	1,046
3800 - Alternative Retirement Plan	480	1,001	859	379
3000 TOTAL EMPLOYEE BENEFITS	\$ 51,008	\$ 49,579	\$ 92,467	\$ 41,459
<u>SUPPLIES AND MATERIALS</u>				
4500 - Noninstr Supplies and Materials	\$ 10,600	\$ 59,325	\$ 23,350	\$ 12,750
4700 - Food Supplies	11,300	7,923	12,000	700
4000 TOTAL SUPPLIES AND MATERIALS	\$ 21,900	\$ 67,248	\$ 35,350	\$ 13,450
<u>OTHER OPERATING EXPENSES AND SRVS</u>				
5100 - Contracts for Personal Services	\$ 9,250	\$ 6,617	\$ 12,000	\$ 2,750
5200 - Travel and Conference Expenses	131,857	46,983	88,000	(43,857)
5300 - Dues and Memberships	120	376	120	-
5500 - Utilities and Housekeeping Services	-	77	-	-
5600 - Contracts, Rents, Leases, Repairs	6,500	30,175	5,000	(1,500)
5800 - Other Services and Expenses	276,749	255,582	378,059	101,310
5000 TOTAL OTHER OPERATING EXPENSES AND SRVS	\$ 424,476	\$ 339,810	\$ 483,179	\$ 58,703
<u>CAPITAL OUTLAY</u>				
6300 - Library Books	\$ 5,000	\$ 4,862	\$ -	\$ (5,000)
6400 - Equipment	3,300	39,800	-	(3,300)
6000 TOTAL CAPITAL OUTLAY	\$ 8,300	\$ 44,662	\$ -	\$ (8,300)
1000 - 7000 TOTAL EXPENDITURES	\$ 597,551	\$ 624,537	\$ 784,025	\$ 186,474
<u>FUND BALANCES</u>				
792024 - Restr Fund Bal-Associated Students	\$ 1,776,459	\$ 1,816,296	\$ 1,660,685	\$ (115,774)
792025 - Restricted Fund Bal-Emergency Fund	250,000	250,000	250,000	-
792026 - Restricted Fund Bal-Student Center	477,510	367,510	261,651	(215,859)
7900 TOTAL FUND BALANCES	\$ 2,503,969	\$ 2,433,806	\$ 2,172,336	\$ (331,633)
TOTAL EXPENDITURES PLUS FUND BALANCE	\$ 3,101,520	\$ 3,058,343	\$ 2,956,361	\$ (145,159)

MT. SAN ANTONIO COLLEGE
72 - STUDENT REPRESENTATION FEE TRUST FD
REVENUES

ACCOUNT DESCRIPTION	ADOPTED BUDGET 2022-23	ACTUAL INCOME 2022-23	ADOPTED BUDGET 2023-24
<u>CURRENT ASSETS</u>			
72000-000000-9110-000000 Cash and Cash Equivalent	\$ 135,705	\$ 135,705	\$ 126,564
72000-000000-9200-000000 Accounts Receivable	165	165	2,062
TOTAL CURRENT ASSETS	<u>\$ 135,870</u>	<u>\$ 135,870</u>	<u>\$ 128,626</u>
<u>CURRENT LIABILITIES</u>			
72000-000000-9500-000000 Accounts Payable	\$ -	\$ -	\$ 4,904.00
TOTAL CURRENT LIABILITIES	<u>\$ -</u>	<u>\$ -</u>	<u>\$ 4,904.00</u>
TOTAL NET BEGINNING BALANCE	<u>\$ 135,870</u>	<u>\$ 135,870</u>	<u>\$ 123,722</u>
<u>CLASSIFICATION OF REVENUES</u>			
<u>8800 - LOCAL REVENUES</u>			
72000-000000-886000-000000 Interest Income	\$ 500	\$ 3,345	\$ 500
72000-000000-886200-000000 Fair Value Investment Income	-	(567)	-
72000-000000-888400-000000 Student Representation Fee	71,000	69,303	71,000
72000-000000-888410-000000 Exemption-Stud Representation Fee	-	(80)	-
TOTAL 8800 - LOCAL REVENUES	<u>\$ 71,500</u>	<u>\$ 72,001</u>	<u>\$ 71,500</u>
TOTAL REVENUES	<u>\$ 71,500</u>	<u>\$ 72,001</u>	<u>\$ 71,500</u>
TOTAL REVENUES & NET BEGINNING BALANCE	<u>\$ 207,370</u>	<u>\$ 207,871</u>	<u>\$ 195,222</u>

MT. SAN ANTONIO COLLEGE
72 - STUDENT REPRESENTATION FEE TRUST FD
EXPENDITURES

DESCRIPTION OF EXPENDITURE	ADOPTED BUDGET 2022-23	ACTUAL EXPENDITURES 2022-23	ADOPTED BUDGET 2023-24	DIFFERENCE BETWEEN (CURR-PREV)
<u>CLASSIFIED-OTH NON ACAD SALARIES</u>				
2300 - Short-Term, Hourly, Noninstr	\$ 42,000	\$ 33,250	\$ 42,500	\$ 500
2000 TOTAL CLASSIFIED-OTH NON ACAD SALARIES	\$ 42,000	\$ 33,250	\$ 42,500	\$ 500
<u>EMPLOYEE BENEFITS</u>				
3300 - OASDI/Medicare	\$ -	\$ 30	\$ -	\$ -
3500 - State Unemployment Insurance	-	10	-	-
3600 - Workers' Compensation Insurance	622	491	591	(31)
3800 - Alternative Retirement Plan	-	60	-	-
3000 TOTAL EMPLOYEE BENEFITS	\$ 622	\$ 591	\$ 591	\$ (31)
<u>OTHER OPERATING EXPENSES AND SRVS</u>				
5200 - Travel and Conference Expenses	\$ 25,500	\$ 7,690	\$ 25,000	\$ (500)
5800 - Other Services and Expenses	45,500	42,618	46,500	1,000
5000 TOTAL OTHER OPERATING EXPENSES AND SRVS	\$ 71,000	\$ 50,308	\$ 71,500	\$ 500
1000 - 7000 TOTAL EXPENDITURES	\$ 113,622	\$ 84,149	\$ 114,591	\$ 969
<u>FUND BALANCES</u>				
792027 - Restr Fund Bal-Stud Representation	\$ 93,748	\$ 123,722	\$ 80,631	\$ (13,117)
7900 TOTAL FUND BALANCES	\$ 93,748	\$ 123,722	\$ 80,631	\$ (13,117)
TOTAL EXPENDITURES PLUS FUND BALANCE	\$ 207,370	\$ 207,871	\$ 195,222	\$ (12,148)

MT. SAN ANTONIO COLLEGE
74 - STUDENT FINANCIAL AID TRUST FUND
REVENUES

ACCOUNT DESCRIPTION	ADOPTED BUDGET 2022-23	ACTUAL INCOME 2022-23	ADOPTED BUDGET 2023-24
<u>CURRENT ASSETS</u>			
74000-000000-9110-000000	\$ 2,506,833	\$ 2,506,833	\$ 3,282,011
74000-000000-9200-000000	16,031	16,031	-
TOTAL CURRENT ASSETS	\$ 2,522,864	\$ 2,522,864	\$ 3,282,011
<u>CURRENT LIABILITIES</u>			
74000-000000-9520-000000	\$ (273)	\$ (273)	\$ 596
74000-000000-9650-000000	2,520,310	2,520,310	3,278,588
TOTAL CURRENT LIABILITIES	\$ 2,520,037	\$ 2,520,037	\$ 3,279,184
TOTAL NET BEGINNING BALANCE	\$ 2,827	\$ 2,827	\$ 2,827
<u>CLASSIFICATION OF REVENUES</u>			
<u>8100 - FEDERAL REVENUES</u>			
74431-410000-812000-732000	\$ -	\$ 77,300	\$ -
74431-903512-812000-732000	4,361,893	4,284,593	-
74521-906205-812000-732000	-	2,200	-
74531-906220-812000-732000	-	3,469,700	2,800,928
74072-901500-815000-732000	3,000,000	216,725	-
74073-901500-815000-732000	40,000,000	38,064,063	3,000,000
74074-901500-815000-732000	-	-	40,000,000
74122-902000-815000-732000	-	(2,200)	-
74123-902000-815000-732000	1,277,692	1,500,532	-
74124-902000-815000-732000	-	-	1,259,427
74213-903000-815000-732000	500,000	893,482	-
74214-903000-815000-732000	-	-	800,000
74211-903500-815000-732000	-	(2,217)	-
74213-903500-815000-732000	500,000	972,479	-
74214-903500-815000-732000	-	-	800,000
74223-906000-815000-732000	50,000	82,543	-
74224-906000-815000-732000	-	-	80,000
TOTAL 8100 - FEDERAL REVENUES	\$ 49,689,585	\$ 49,559,200	\$ 48,740,355
<u>8600 - STATE REVENUES</u>			
74172-904000-862900-732000	\$ 150,000	\$ 38,648	\$ -
74173-904000-862900-732000	5,000,000	6,419,978	150,000
74174-904000-862900-732000	-	-	6,500,000
74172-904500-862900-732000	10,000	4,325	-
74173-904500-862900-732000	150,000	36,950	10,000
74174-904500-862900-732000	-	-	150,000
74172-904600-862900-732000	10,000	4,500	-
74173-904600-862900-732000	150,000	246,750	10,000
74174-904600-862900-732000	-	-	150,000
74511-906210-862900-732000	950	950	-
74531-906220-862900-732000	2,503,654	-	-
74533-906220-862900-732000	3,766,974	27,600	450,414
TOTAL 8600 - STATE REVENUES	\$ 11,741,578	\$ 6,779,701	\$ 7,420,414

MT. SAN ANTONIO COLLEGE
74 - STUDENT FINANCIAL AID TRUST FUND
REVENUES

ACCOUNT DESCRIPTION	ADOPTED BUDGET 2022-23	ACTUAL INCOME 2022-23	ADOPTED BUDGET 2023-24
<u>8800 - LOCAL REVENUES</u>			
74855-909815-882001-732000 HFA-Journalism Program	\$ -	\$ 6,000	\$ 6,000
TOTAL 8800 - LOCAL REVENUES	<u>\$ -</u>	<u>\$ 6,000</u>	<u>\$ 6,000</u>
TOTAL REVENUES	<u>\$ 61,431,163</u>	<u>\$ 56,344,901</u>	<u>\$ 56,166,769</u>
<u>8900 - OTHER FINANCING SOURCES</u>			
74452-906550-898001-732000 Interfund Transfers-In Student Success	\$ 3,247	\$ 3,247	\$ -
74453-906550-898001-732000 Interfund Transfers-In Student Success	12,892,205	9,284,637	3,607,568
74454-906550-898001-732000 Interfund Transfers-In Student Success	-	-	10,630,305
TOTAL 8900 - OTHER FINANCING SOURCES	<u>\$ 12,895,452</u>	<u>\$ 9,287,884</u>	<u>\$ 14,237,873</u>
TOTAL REVENUES & OTHER FINANCING SOURCES	<u>\$ 74,326,615</u>	<u>\$ 65,632,785</u>	<u>\$ 70,404,642</u>
TOTAL REVENUES, OTHER FINANCING SOURCES, & NET BEGINNING BALANCE	<u>\$ 74,329,442</u>	<u>\$ 65,635,612</u>	<u>\$ 70,407,469</u>

**MT. SAN ANTONIO COLLEGE
74 - STUDENT FINANCIAL AID TRUST FUND
EXPENDITURES**

DESCRIPTION OF EXPENDITURE	ADOPTED BUDGET 2022-23	ACTUAL EXPENDITURES 2022-23	ADOPTED BUDGET 2023-24	DIFFERENCE BETWEEN (CURR-PREV)
<u>OTHER OUTGO</u>				
7500 - Student Financial Aid	\$ 74,326,615	\$ 65,632,785	\$ 70,404,642	\$ (3,921,973)
7000 TOTAL OTHER OUTGO	\$ 74,326,615	\$ 65,632,785	\$ 70,404,642	\$ (3,921,973)
1000 - 7000 TOTAL EXPENDITURES	\$ 74,326,615	\$ 65,632,785	\$ 70,404,642	\$ (3,921,973)
<u>FUND BALANCES</u>				
795005 - Unassigned FB-Student Financial Aid	\$ 2,827	\$ 2,827	\$ 2,827	\$ -
7900 TOTAL FUND BALANCES	\$ 2,827	\$ 2,827	\$ 2,827	\$ -
TOTAL EXPENDITURES PLUS FUND BALANCE	\$ 74,329,442	\$ 65,635,612	\$ 70,407,469	\$ (3,921,973)

MT. SAN ANTONIO COLLEGE
75 - SCHOLARSHIP AND LOAN TRUST FUND
REVENUES

ACCOUNT DESCRIPTION	ADOPTED BUDGET 2022-23	ACTUAL INCOME 2022-23	ADOPTED BUDGET 2023-24
<u>CURRENT ASSETS</u>			
75000-000000-9110-000000 Cash and Cash Equivalent	\$ 405,226	\$ 405,226	\$ 498,834
75000-000000-9200-000000 Accounts Receivable	25,737	25,737	25,994
TOTAL CURRENT ASSETS	\$ 430,963	\$ 430,963	\$ 524,828
<u>CURRENT LIABILITIES</u>			
75000-000000-9520-000000 Accounts Payable	\$ -	\$ -	\$ -
75000-000000-9560-000000 Amount Held in Trust for Loans	109,457	109,457	109,457
TOTAL CURRENT LIABILITIES	\$ 109,457	\$ 109,457	\$ 109,457
TOTAL NET BEGINNING BALANCE	\$ 321,506	\$ 321,506	\$ 415,371
<u>CLASSIFICATION OF REVENUES</u>			
<u>8800 - LOCAL REVENUES</u>			
75000-910000-882000-732000 Contrib, Gifts, Grants, Endowment	\$ 850,000	\$ 426,729	\$ 850,000
75000-910000-882001-732000 Contributions Mt. SAC Foundation	-	616,079	-
75387-910000-882000-732000 Contributions, AS Student Book Sch	26,250	-	27,000
75713-910000-882000-732000 Contributrions, AS Native Indigenous	5,000	-	5,000
75805-910000-882000-732000 Contributions, AS Dexter MacB Leader	4,000	-	4,000
75806-910000-882000-732000 Contributions, AS Mark Minor Memorial	4,000	-	4,000
75807-910000-882000-732000 Contributions, AS Leadership/Svs Sch	3,000	-	3,000
75808-910000-882000-732000 Contributions, AS Sophia B Clarke Per.	4,000	-	4,000
75810-910000-882000-732000 Contributions, AS STEM Scholarship	2,000	-	2,000
75848-910000-882000-732000 Contributions, AS Inter Club Council Serv	3,000	-	3,000
75918-910000-882000-732000 Contributions, AS Music	5,000	-	-
75919-910000-882000-732000 Contributions, AS Stud Distinction Sch	40,000	-	40,000
75922-910000-882000-732000 Contributions, AS Dream Scholarship	10,000	-	10,000
75923-910000-882000-732000 Contributions, AS Cross Cultural Scholar	10,000	-	10,000
75990-910000-882000-732000 Contributions, AS P. Maynard Scholar	4,000	-	4,000
75000-000000-886200-000000 Fair Value Investment Income	-	(7,834)	-
TOTAL 8800 - LOCAL REVENUES	\$ 970,250	\$ 1,034,974	\$ 966,000
TOTAL REVENUES	\$ 970,250	\$ 1,034,974	\$ 966,000
TOTAL REVENUES & NET BEGINNING BALANCE	\$ 1,291,756	\$ 1,356,480	\$ 1,381,371

MT. SAN ANTONIO COLLEGE
75 - SCHOLARSHIP AND LOAN TRUST FUND
EXPENDITURES

DESCRIPTION OF EXPENDITURE	ADOPTED BUDGET 2022-23	ACTUAL EXPENDITURES 2022-23	ADOPTED BUDGET 2023-24	DIFFERENCE BETWEEN (CURR-PREV)
<u>OTHER OUTGO</u>				
7600 - Other Student Aid	\$ 1,291,756	\$ 941,109	\$ 1,381,371	\$ 89,615
7000 TOTAL OTHER OUTGO	\$ 1,291,756	\$ 941,109	\$ 1,381,371	\$ 89,615
1000 - 7000 TOTAL EXPENDITURES	\$ 1,291,756	\$ 941,109	\$ 1,381,371	\$ 89,615
<u>FUND BALANCES</u>				
792028 - Restricted Fund Bal-Scholarships & Loans	\$ -	\$ 415,371	\$ -	\$ -
7900 TOTAL FUND BALANCE	\$ -	\$ 415,371	\$ -	\$ -
TOTAL EXPENDITURES PLUS FUND BALANCE	\$ 1,291,756	\$ 1,356,480	\$ 1,381,371	\$ 89,615

**MT. SAN ANTONIO COLLEGE
79 - OTHER TRUST FUNDS
REVENUES**

ACCOUNT DESCRIPTION	ADOPTED BUDGET 2022-23	ACTUAL INCOME 2022-23	ADOPTED BUDGET 2023-24
<u>CURRENT ASSETS</u>			
79000-000000-9110-000000 Cash and Cash Equivalent	\$ 418,241	\$ 418,241	\$ 185,072
79000-000000-9200-000000 Accounts Receivable	-	-	112,960
TOTAL CURRENT ASSETS	\$ 418,241	\$ 418,241	\$ 298,032
<u>CURRENT LIABILITIES</u>			
79000-000000-9520-000000 Accounts Payable	\$ 22,199	\$ 22,199	\$ 19,209
TOTAL CURRENT LIABILITIES	\$ 22,199	\$ 22,199	\$ 19,209
TOTAL NET BEGINNING BALANCE	\$ 396,042	\$ 396,042	\$ 278,823
<u>CLASSIFICATION OF REVENUES</u>			
<u>8800 - LOCAL REVENUES</u>			
79301-366100-882002-709000 Sponsorships, Cross Country	\$ 30,000	\$ 16,500	\$ 30,000
79401-366200-882002-709000 Sponsorships, Relays	40,000	53,880	45,000
79301-366100-884020-709000 Sales-Souvenir, Cross Country	82,000	197,247	110,000
79401-366200-884020-709000 Sales-Souvenir, Relays	-	41,001	30,000
79301-366100-884022-709000 Sales-Entry Fees, Cross Country	110,000	155,969	110,000
79401-366200-884022-709000 Sales-Entry Fees, Relays	70,000	120,992	70,000
79301-366100-884023-709000 Sales-Gate Fees, Cross Country	100,000	180	100,000
79401-366200-884023-709000 Sales-Gate Fees, Relays	80,000	31,598	80,000
79301-366100-884024-709000 Sales-Advertising, Cross Country	13,351	-	13,351
79401-366200-884024-709000 Sales-Advertising, Relays	3,000	13,500	3,000
79301-366100-885200-709000 Booth Rental, Cross Country	2,770	1,000	2,770
79401-366200-885200-709000 Booth Rental, Relays	2,500	1,500	2,500
79000-000000-886200-000000 Fair Value Investment Income	-	8,712	-
79301-366100-888107-709000 Parking Services-Sp Events, Cross Country	-	37,838	37,800
79401-366200-888107-709000 Parking Services-Sp Events, Relays	-	12,301	12,000
TOTAL 8800 - LOCAL REVENUES	\$ 533,621	\$ 692,218	\$ 646,421
TOTAL REVENUES	\$ 533,621	\$ 692,218	\$ 646,421
TOTAL REVENUES & NET BEGINNING BALANCE	\$ 929,663	\$ 1,088,260	\$ 925,244

MT. SAN ANTONIO COLLEGE
79 - OTHER TRUST FUNDS
EXPENDITURES

DESCRIPTION OF EXPENDITURE	ADOPTED BUDGET 2022-23	ACTUAL EXPENDITURES 2022-23	ADOPTED BUDGET 2023-24	DIFFERENCE BETWEEN (CURR-PREV)
<u>CLASSIFIED-OTH NON ACAD SALARIES</u>				
2100 - Noninstructional Salaries, Regular	\$ 145,687	\$ 189,619	\$ 162,730	\$ 17,043
2300 - Short-Term, Hourly, Noninstr	71,000	100,941	71,000	-
2000 TOTAL CLASSIFIED-OTH NON ACAD SALARIES	\$ 216,687	\$ 290,560	\$ 233,730	\$ 17,043
<u>EMPLOYEE BENEFITS</u>				
3200 - PERS	\$ 36,708	\$ 43,503	\$ 43,416	\$ 6,708
3300 - OASDI/Medicare	13,816	15,616	15,122	1,306
3400 - Health and Welfare Benefits	20,346	23,535	25,149	4,803
3500 - State Unemployment Insurance	1,084	1,437	118	(966)
3600 - Workers' Compensation Insurance	3,207	4,300	3,250	43
3800 - Alternative Retirement Plan	2,130	2,078	2,130	-
3000 TOTAL EMPLOYEE BENEFITS	\$ 77,291	\$ 90,469	\$ 89,185	\$ 11,894
<u>SUPPLIES AND MATERIALS</u>				
4500 - Noninstr Supplies and Materials	\$ 5,716	\$ 72,515	\$ 5,716	\$ -
4700 - Food Supplies	-	2,991	-	-
4900 - Expenses	-	193	-	-
4000 TOTAL SUPPLIES AND MATERIALS	\$ 5,716	\$ 75,699	\$ 5,716	\$ -
<u>OTHER OPERATING EXPENSES AND SRVS</u>				
5100 - Contracts for Personal Services	\$ 22,454	\$ -	\$ 22,454	\$ -
5200 - Travel and Conference Expenses	4,000	28,384	4,000	-
5500 - Utilities and Housekeeping Services	-	280	-	-
5600 - Contracts, Rents, Leases, Repairs	48,004	131,485	48,004	-
5800 - Other Services and Expenses	183,939	185,880	201,475	17,536
5000 TOTAL OTHER OPERATING EXPENSES AND SRVS	\$ 258,397	\$ 346,029	\$ 275,933	\$ 17,536
<u>CAPITAL OUTLAY</u>				
6400 - Equipment	\$ -	\$ 6,680	\$ -	\$ -
6000 TOTAL CAPITAL OUTLAY	\$ -	\$ 6,680	\$ -	\$ -
1000 - 7000 TOTAL EXPENDITURES	\$ 558,091	\$ 809,437	\$ 604,564	\$ 46,473
<u>FUND BALANCES</u>				
794005 - Assigned Fund Bal-Mt SAC Cross Country	\$ 45,411	\$ 189,761	\$ 230,381	\$ 184,970
794005 - Assigned Fund Bal-Mt SAC Relays	326,161	89,062	90,299	(235,862)
7900 TOTAL FUND BALANCES	\$ 371,572	\$ 278,823	\$ 320,680	\$ (50,892)
TOTAL EXPENDITURES PLUS FUND BALANCE	\$ 929,663	\$ 1,088,260	\$ 925,244	\$ (4,419)