



MT. SAN ANTONIO COLLEGE

REGULAR MEETING OF THE CITIZENS OVERSIGHT COMMITTEE

Thursday, May 2, 2019

MINUTES

I. TOUR

Prior to the start of the meeting, the following committee members took a walking tour of the Central Campus Site Development project, led by Gary Nellesen:

Cruz Baca	Brian Bowcock
Robert Carder	Sharon Lu
Carmen Roman	Alta Skinner
Fredrick Sykes	Scarlet Treu
Vijay Vakil	

II. DINNER

Dinner was served at 5:30 p.m.

III. CALL TO ORDER

The regular meeting of the Mt. San Antonio College Citizens Oversight Committee was called to order at 6:00 p.m. by Alta Skinner, Chair.

CITIZENS OVERSIGHT COMMITTEE MEMBERS PRESENT

Cruz Baca	Alta Skinner
Mario Barragan	Fredrick Sykes
Brian Bowcock	Garrett Terrones
Robert Carder	Tony Torng
Patti Latourelle	Scarlet Treu
Sharon Lu	Vijay Vakil
Judy Nieh	Maricela Vazquez Aviles
Carmen Roman	

CITIZENS OVERSIGHT COMMITTEE MEMBERS ABSENT

Emmett Badar	Jorge Marques
Michael Lewis	Drexel Smith

STAFF PRESENT

Bill Scroggins, President & CEO

Gary Nellesen, Director, Facilities, Planning, and Management

Brigitte Hebert, Executive Assistant, President's Office

Valerie Arenas-Rey, Special Projects Administrator, Facilities Planning and Management

Robert Hidalgo, President, Board of Trustees

Gary Chow, Member, Board of Trustees

GUESTS PRESENT

Uyen Mai, Director, Marketing and Communications

Jill Dolan, Director, Public Affairs

Doug Jenson, Associate Vice President, Administrative Services

IV. APPROVAL OF MINUTES

It was moved by Carmen Roman and seconded by Mario Barragan to approve the minutes of the February 7, 2019, meeting.

Ayes: Skinner, Vazquez-Aviles

Noes: None

Abstained: Baca, Nieh

Absent: Badar, Lewis, Marquez, Smith

Motion carried.

V. PUBLIC COMMENT

None.

VI. INTRODUCTION OF NEW COMMITTEE MEMBERS

- Each new committee member introduced themselves and explained their affiliation with the College and community.

VII. PRESIDENT'S REPORT

- He welcomed all new and returning members and encouraged them to ask questions so they can be fully informed when they present information to their communities. He further explained that they have been appointed by the Board and are an extension of them with the responsibility of being the bridge between the college and the community.
- The College is currently conducting searches for 47 full time faculty position, 28 of them being new positions. This growth of faculty and staff strongly impacts our facilities.

- The College is excited to see the light at the end of the tunnel on the Stadium project.

VIII. MARKETING UPDATE/COMMUNICATION PLAN

- Yen Mai, Director, Marketing and Communications provided an update on the Marketing and Communication Plan.

IX. BUILDING ON EXCELLENCE – 2018 MEASURE RR AND GO CAMPUS IMPROVEMENT BOND REPORT TO THE COMMUNITY

- Jill Dolan, Director, Public Affairs provided the 2018 Measure RR and GO Campus Improvement Bond Report to the Community.

X.SCHEDULED MAINTENANCE

- Gary Nellesen provided a report on the campus's scheduled maintenance projects.

XI. PROGRESS REPORT ON MEASURES RR, BAN, AND GO PROJECTS

- Gary Nellesen, Director, Facilities Planning and Management, reviewed and explained the spreadsheets provided in the Project Budget Report, dated May 2019, that showed the Measures RR, BAN, and GO budgets.
- Committee members were provided a copy of Mr. Nellesen's report, and it may be found on the College's website with these minutes.

XII. COMMITTEE MEMBER COMMUNICATION

- All committee members congratulated the Facilities staff on their work on the presentations.
- Cruz Baca commented on how beautiful the campus is looking.
- Maricela Vazquez-Aviles informed the committee of Farm Day this Saturday.
- Alta Skinner thanked all members for helping the College build bridges with the local residents.

XIII. ADJOURNMENT

The meeting adjourned at 7:59 p.m.

The next meeting will be held on Thursday, August 1, 2019, at 6:00 p.m., in Founders Hall.



MT. SAN ANTONIO COLLEGE Measure RR

PROJECT BUDGET REPORT



MAY 2019

**Presented to
Citizens Oversight Committee
May 2, 2019**

	Budgets			Commitments	Uncommitted Funds
	Approved 11_2015	Approved 4_2017	Approved 2_2019		
PLANS AND WORKING DRAWINGS					
Architectural	1,640,000	4,972,500	4,994,000	2,645,431	2,348,569
Specialty Consultants	150,000	150,000	150,000	122,807	27,193
DSA Plan Check	143,500	409,500	450,100	537,250	(87,150)
Community College Plan Check	-	-	-	-	-
Other Planning Costs	250,000	250,000	250,000	11,900	238,100
<i>sub-total</i>	\$ 2,183,500	5,782,000	\$ 5,844,100	\$ 3,317,387	\$ 2,526,713
CONSTRUCTION					
Construction Cost-Approved Scope - Bid	23,516,384	65,804,544	72,932,875	-	72,932,875
Additional Scope	600,000	1,200,000	1,200,000	-	1,200,000
Temporary Space	-	600,000	600,000	465,739	134,261
<i>sub total</i>	\$ 24,116,384	67,604,544	74,732,875	\$ 465,739	\$ 74,267,136
OTHER COSTS					
Tests and Inspections	700,000	1,400,000	1,400,000	-	1,400,000
Furniture and Group II	1,600,000	6,000,000	6,000,000	200,795	5,799,205
Contingency	1,230,000	3,510,000	3,858,000	-	3,858,000
<i>sub-total</i>	\$ 3,530,000	10,910,000	11,258,000	\$ 200,795	\$ 11,057,205
Total Project Cost without CM	29,829,884	84,296,544	91,834,975	3,983,921	87,851,054
Construction Management	150,000	438,750	300,000	200,000	100,000
Total				4,183,921	87,951,054
Budget Totals	\$ 29,979,884	\$ 84,735,294	\$ 92,134,975		

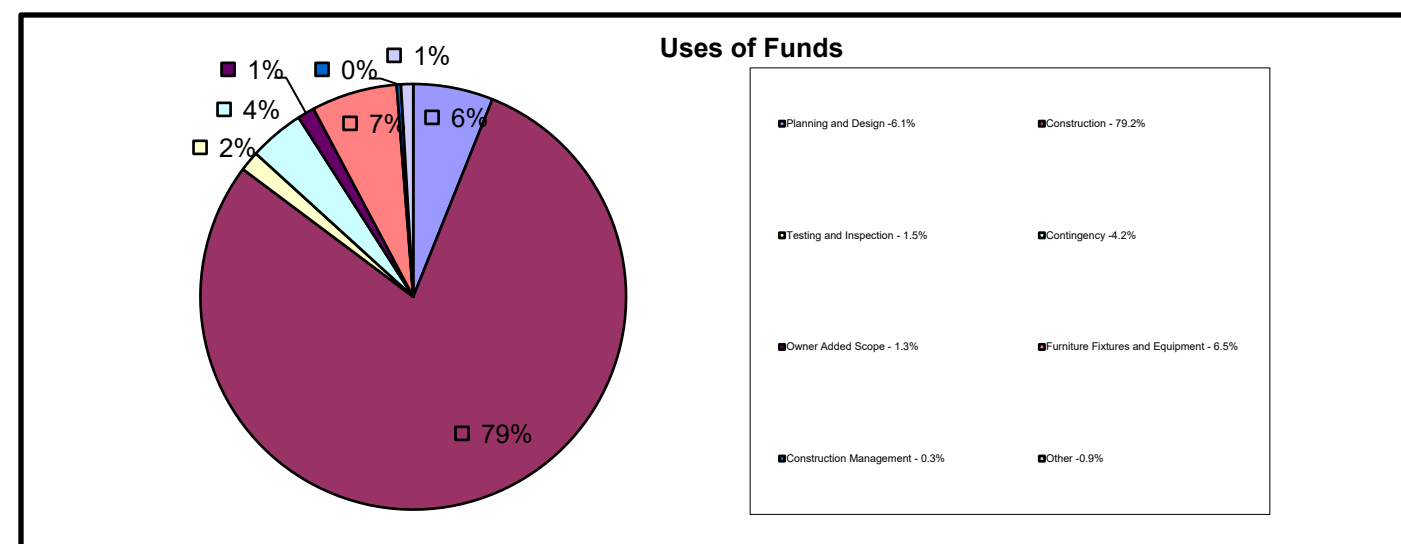
CMPCT Approval Notes	
2015	Initial Budget Approved
2016	Approved Revised Budget for Temporary Space
2016	Approved Revised Funding Sources
2017	Approved Revised Budget (add 70K GSF)
2018	Approved Schematic Design
2019	Approved budget revision CMPCT February
2019	Approved DSA submittal

Sources of Funds	
Measure RR Series A	\$ 1,218,275
Measure RR BAN 2	\$ 3,150,000
Measure GO	\$ 87,766,700
Total	\$ 92,134,975
Additional Funds Needed	\$ -

Equipment Budget Breakdown	
Facilities Management	-
Information Technology	-
Audio Visual	-
Furniture	-
Unallocated	6,000,000
Total	6,000,000

Anticipated Costs	As of 11/1/18	As of 2/1/19	As of 5/1/19
Potential Change Orders	\$ -	\$ -	\$ -
Proposed Added Scope	\$ -	\$ -	\$ -
Approved Added Scope	\$ -	\$ -	\$ -
Estimate Additional Contingency	\$ -	\$ -	\$ -
Negotiated Claims	\$ -	\$ -	\$ -
Disputed Claims	\$ -	\$ -	\$ -
Other	\$ -	\$ -	\$ -
Total	\$ -	\$ -	\$ -

Owner Added Scope	
TBD	\$ 1,200,000
Total	\$ 1,200,000



Soft Costs = 8.8%

Est. Final Constuction Costs = 84.6%

Equipment = 6.5%

Project Schedule	
Project Planning	2015-2016
Design	2016-2018
Construction	2019-2021
Occupancy	2021
Close - Out and Commissioning	2021

Measure RR

B-Business Computer Technology

	Budgets			Commitments	Uncommitted Funds
	Approved 6_2010	Approved 10_2018	Approved 3_2019		
PLANS AND WORKING DRAWINGS					
Architectural	2,900,000	3,649,838	3,649,838	3,649,838	0
Specialty Consultants	-	256,136	256,136	256,135	1
DSA Plan Check	208,000	275,906	275,906	269,406	6,500
Community College Plan Check	114,000	-	-	-	-
Other Planning Costs	-	56,314	58,614	58,614	0
<i>sub-total</i>	\$ 3,222,000	\$ 4,238,194	\$ 4,240,494	\$ 4,233,992	\$ 6,502
CONSTRUCTION					
Construction Cost-Approved Scope - Bid	37,280,160	47,747,069	47,695,638	47,859,118	(163,480)
Additional Scope	-	-	200,000	3,175	196,825
Temporary Space	-	157,003	157,003	157,003	-
<i>sub total</i>	\$ 37,280,160	\$ 47,904,072	\$ 48,052,641	\$ 48,019,296	\$ 33,345
OTHER COSTS					
Tests and Inspections	637,000	1,277,772	1,277,772	1,274,161	3,611
Furniture and Group II	4,015,000	6,616,212	6,887,467	6,588,767	298,700
Contingency	1,999,000	2,086,050	1,935,050	1,978,300	(43,250)
<i>sub-total</i>	\$ 6,651,000	\$ 9,980,034.00	\$ 10,100,289	\$ 9,841,227	\$ 259,062
Total Project Cost without CM	47,153,160	62,122,300	62,393,424	62,094,515	298,909
Construction Management	3,458,840	2,216,703	2,216,703	2,216,703	(0)
				-	
Total				64,311,218	298,909
Budget Totals	\$ 50,612,000	\$ 64,339,003	\$ 64,610,127		

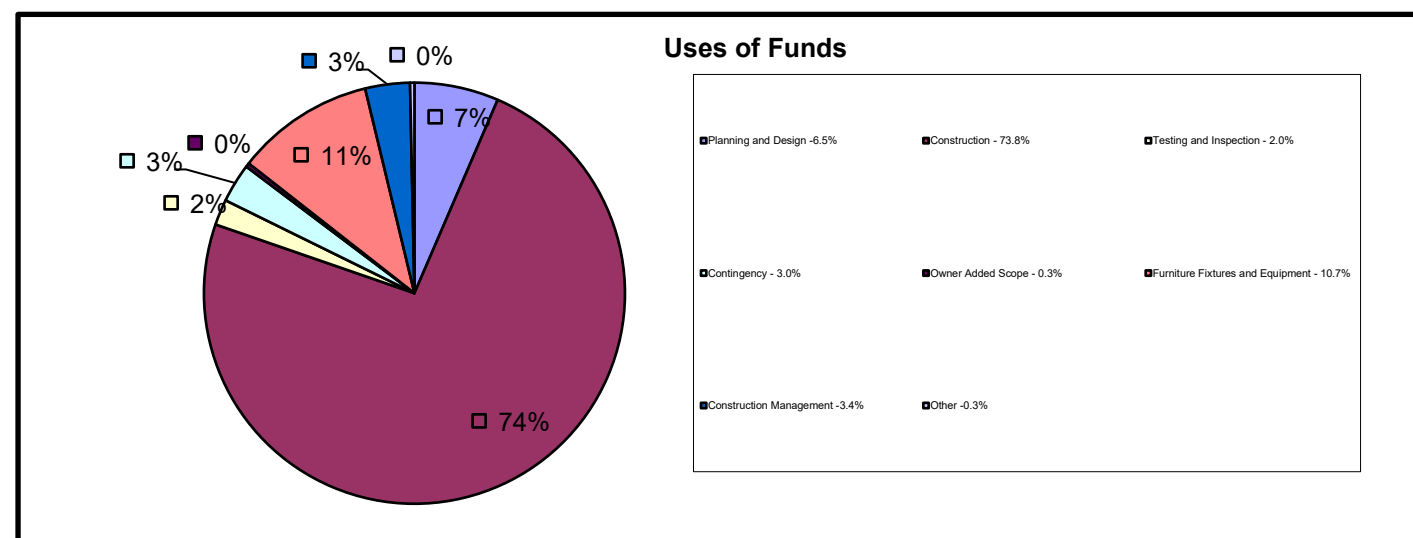
CMPCT Approval Notes	
2010	Initial Budget Approved
2012	Budget updated to reflect final planning and inflation
2013	Schematic Design Approved
2014	Approved to submit to DSA
2015	Approved to Bid
2015	Revised Construction Delivery
2015	Budget updated to reflect bid actual amounts
2015	Budget updated to include L7-C3
2016	Approved equipment budget increase
2017	Approved contract amendment
2019	Approved budget increase for final items

Sources of Funds	
Measure RR	\$ 63,210,127
16/17 Instructional Equipment	\$ 1,000,000
Capital Outlay (Alertus)	\$ 400,000
Total	\$ 64,610,127
Additional Funds Needed	\$ -

Equipment Budget Breakdown	
Facilities Management	50,000
Information Technology	890,000
Audio Visual	2,015,000
Furniture	2,732,336
Instructional Equipment	1,000,000
Unallocated	-
Total	6,687,336

Anticipated Costs	As of 8/2/18	As of 11/1/18	As of 5/1/19
Potential Change Orders	\$ -	\$ -	\$ -
Proposed Added Scope	\$ -	\$ (150,000)	\$ -
Approved Added Scope	\$ -	\$ -	\$ 270,000
Estimate Additional Contingency	\$ -	\$ -	\$ -
Negotiated Claims	\$ -	\$ -	\$ -
Disputed Claims	\$ -	\$ -	\$ -
Other	\$ -	\$ -	\$ -
Total	\$ -	\$ (150,000)	\$ 270,000

Owner Added Scope	
Unallocated	\$ -
Total	\$ -



Soft Costs = 12.2%
Est. Final Construction Costs = 77.1%
Equipment = 10.7%

Project Schedule	
Project Planning	2006-2012
Design	2013-2014
Construction	2015-2017
Occupancy	2017
Close - Out and Commissioning	2018

	Budgets			Commitments	Uncommitted Funds
	Approved 12_2012	Approved 1_2017	Approved 2_2019		
PLANS AND WORKING DRAWINGS					
Architectural	2,528,213	4,007,439	3,944,642	3,944,642	-
Specialty Consultants	100,000	728,214	810,000	806,052	3,948
DSA Plan Check	180,000	408,706	403,090	403,090	-
Community College Plan Check	-	-	-	-	-
Other Planning Costs	250,000	250,000	250,000	108,029	141,971
<i>sub-total</i>	\$ 3,058,213	\$ 5,394,359	\$ 5,407,732	\$ 5,261,812	\$ 145,920
CONSTRUCTION					
Construction Cost-Approved Scope - Bid	37,734,887	75,139,911	83,329,390	57,615,411	25,713,979
Additional Scope	1,067,063	1,579,744	4,884,674	5,584,629	(699,955)
Temporary Space	-	68,000	150,000	106,727	43,273
<i>sub total</i>	\$ 38,801,950	\$ 76,787,655	\$ 88,364,064	\$ 63,306,767	\$ 25,057,297
OTHER COSTS					
Tests and Inspections	580,000	987,500	2,879,500	2,321,566	557,935
Furniture and Group II	800,000	1,800,000	45,136	87,092	(41,956)
Contingency	889,219	2,244,851	2,037,145	375,430	1,661,715
<i>sub-total</i>	\$ 2,269,219	\$ 5,032,351	\$ 4,961,781	\$ 2,784,087	\$ 2,177,694
Total Project Cost without CM	44,129,382	87,214,365	98,733,577	71,352,666	27,380,911
Construction Management	311,098	580,456	2,730,938	2,048,788	682,150
Total				73,401,454	28,063,061
Budget Totals	\$ 44,440,480	\$ 87,794,821	\$ 101,464,515		

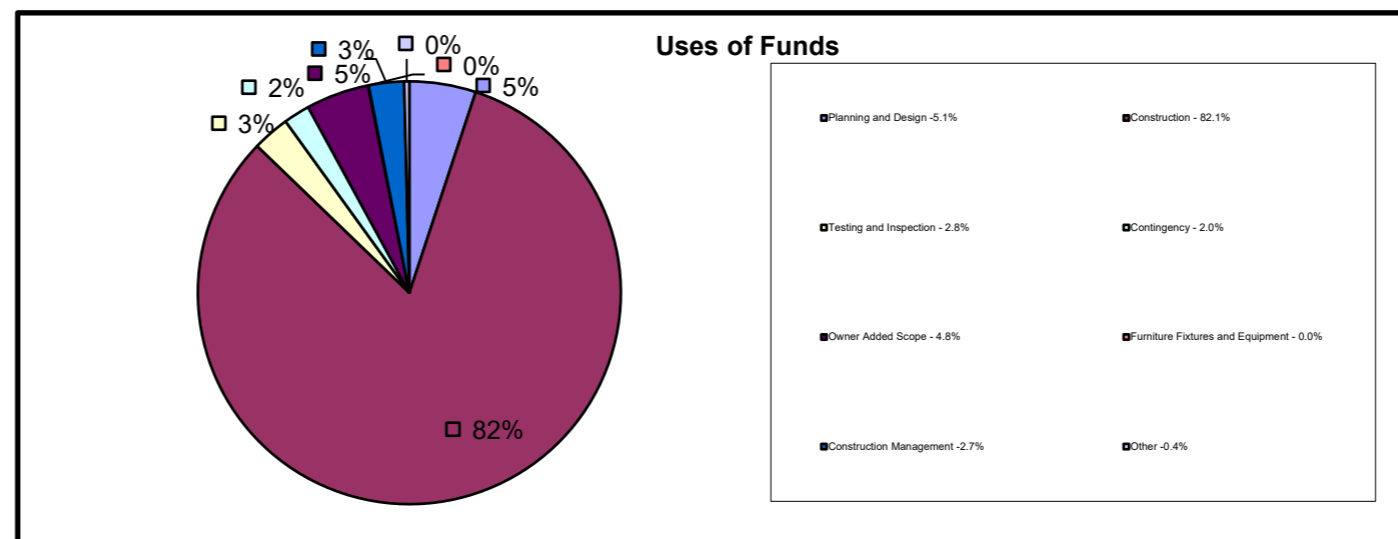
CMPCT Approval Notes	
2012	Initial Budget Approved
2013	Schematic design not approved
2014	Design Development approved
2014	Approved to submit to DSA
2015	Approved design of additional scope
2016	Approved budget revision for SEIR
2016	Approved budget increase
2016	Approved deferral items for budgeting purposes
2017	Approved full scope of work
2018	Approved additional scope of work (retaining/grading)

Sources of Funds	
Measure RR Total	\$ 72,598,291
General Fund Allowance for Soil Export	\$ 1,000,000
Measure GO	\$ 30,000,000
Total	\$ 103,598,291
Additional Funds Needed	\$ (2,133,776)

Equipment Budget Breakdown	
Facilities Management	-
Information Technology	-
Audio Visual	-
Furniture	-
Unallocated	-
Total	\$ -

Anticipated Costs	As of 11/1/18	As of 2/1/19	As of 5/1/19
Potential Change Orders	\$ -	\$ 350,000	\$ -
Proposed Added Scope	\$ -	\$ -	\$ -
Approved Added Scope	\$ 4,884,674	\$ -	\$ -
Estimate Additional Contingency	\$ -	\$ -	\$ -
Negotiated Claims	\$ -	\$ -	\$ -
Disputed Claims	\$ -	\$ -	\$ -
Other	\$ -	\$ -	\$ -
Total	\$ 4,884,674	\$ 350,000	\$ -

Owner Added Scope	
Unallocated	\$ 4,884,674
Total	\$ 4,884,674



Soft Costs = 11.0%

Est. Final Construction Costs = 88.9%

Equipment = 0.0%

Project Schedule	
Project Planning	2008-2012
Design	2013-2014
Construction	2016-2019
Occupancy	2020
Close - Out and Commissioning	2020

	Budgets	Commitments	Uncommitted Funds
	Approved 5_2019		
PLANS AND WORKING DRAWINGS			
Architectural	4,288,000	1,172,450	3,115,550
Specialty Consultants	-	-	-
DSA Plan Check	375,200	-	375,200
Community College Plan Check	124,000	-	124,000
Other Planning Costs	125,000	4,825	120,175
<i>sub-total</i>	\$ 4,912,200	\$ 1,177,275	\$ 3,734,925
CONSTRUCTION			
Construction Cost-Approved Scope - Bid	60,466,211	-	60,466,211
Additional Scope	1,500,000	-	1,500,000
Temporary Space	-	-	-
<i>sub total</i>	\$ 61,966,211	\$ -	\$ 61,966,211
OTHER COSTS			
Tests and Inspections	871,000	25,789	845,211
Furniture and Group II	860,000	-	860,000
Contingency	2,680,000	-	2,680,000
<i>sub-total</i>	\$ 4,411,000	\$ 25,789	\$ 4,385,211
Total Project Cost without CM	71,289,411	1,203,064	70,086,347
Construction Management	2,036,800	350,267	1,686,533
Total		1,553,331	71,772,880
Budget Totals	\$ 73,326,211		

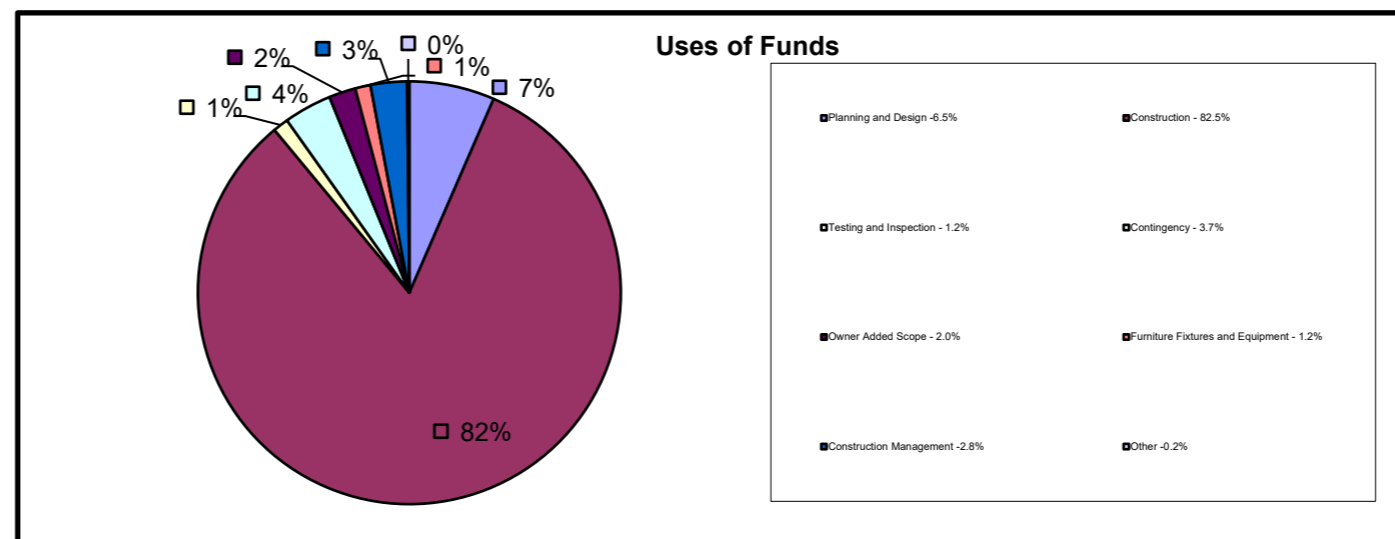
CMPCT Approval Notes	
2017	Approved FPP
2018	Approved Preliminary Plans

Sources of Funds	
State Funding	\$ 50,787,000
Measure GO	\$ 6,437,500
Total	\$ 57,224,500
Additional Funds Needed	\$ 16,101,711

Equipment Budget Breakdown	
Facilities Management	-
Information Technology	-
Audio Visual	-
Furniture	-
Unallocated	\$ 860,000
Total	\$ 860,000

Anticipated Costs		As of 5/1/19	
Potential Change Orders	\$ -	\$ -	\$ -
Proposed Added Scope	\$ -	\$ -	\$ -
Approved Added Scope	\$ -	\$ -	\$ -
Estimate Additional Contingency	\$ -	\$ -	\$ -
Negotiated Claims	\$ -	\$ -	\$ -
Disputed Claims	\$ -	\$ -	\$ -
Other	\$ -	\$ -	\$ -
Total	\$ -	\$ -	\$ -

Owner Added Scope	
Unallocated	\$ 1,500,000
Total	\$ 1,500,000



Soft Costs = 10.7%
Est. Final Construction Costs = 88.2%
Equipment = 1.2%

Project Schedule	
Project Planning	2018-2019
Design	2019-2020
Construction	2020-2022
Occupancy	2022
Close - Out and Commissioning	2022

	Budgets	Commitments	Uncommitted Funds
	Approved 5_2019		
PLANS AND WORKING DRAWINGS			
Architectural	1,172,450	87,375	1,085,075
Specialty Consultants	-	5,585	(5,585)
DSA Plan Check	44,745	-	44,745
Community College Plan Check	-	-	-
Other Planning Costs	125,000	5,280	119,720
<i>sub-total</i>	\$ 1,342,195	\$ 98,240	\$ 1,243,955
CONSTRUCTION			
Construction Cost-Approved Scope - Bid	4,980,778	-	4,980,778
Additional Scope	200,000	-	200,000
Temporary Space	-	-	-
<i>sub total</i>	\$ 5,180,778	\$ -	\$ 5,180,778
OTHER COSTS			
Tests and Inspections	284,000	-	284,000
Furniture and Group II	990,000	-	990,000
Contingency	282,600	-	282,600
<i>sub-total</i>	\$ 1,556,600	\$ -	\$ 1,556,600
Total Project Cost without CM	8,079,573	98,240	7,981,333
Construction Management	350,267	22,500	327,767
		-	
Total		120,740	8,309,100
Budget Totals	\$ 8,429,840		

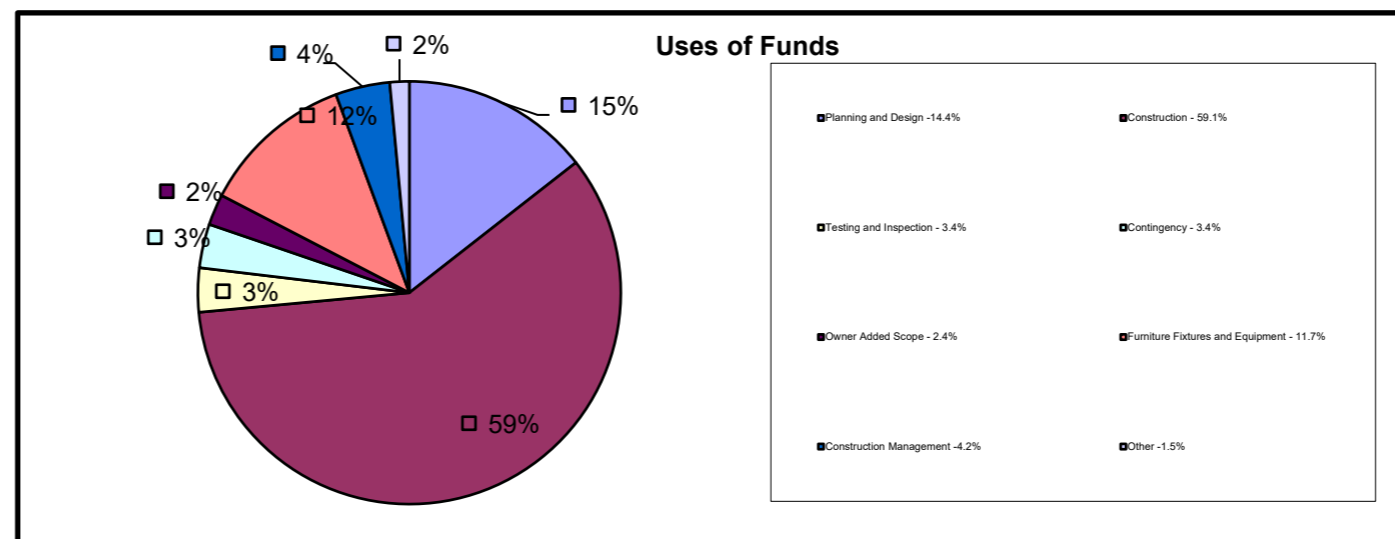
CMPCT Approval Notes	
2015	Approved concept plans
2019	Approved preliminary plans

Sources of Funds	
Foundation Donation	\$ 420,000
Measure GO	\$ 4,000,000
Total	\$ 4,420,000
Additional Funds Needed	\$ 4,009,840

Equipment Budget Breakdown	
Facilities Management	-
Information Technology	-
Audio Visual	-
Furniture	-
Unallocated	\$ 990,000
Total	\$ 990,000

Anticipated Costs		As of 5/1/19	
Potential Change Orders	\$ -	\$ -	\$ -
Proposed Added Scope	\$ -	\$ -	\$ -
Approved Added Scope	\$ -	\$ -	\$ -
Estimate Additional Contingency	\$ -	\$ -	\$ -
Negotiated Claims	\$ -	\$ -	\$ -
Disputed Claims	\$ -	\$ -	\$ -
Other	\$ -	\$ -	\$ -
Total	\$ -	\$ -	\$ -

Owner Added Scope	
Unallocated	\$ 200,000
Total	\$ 200,000



Soft Costs = 23.4%

Est. Final Construction Costs = 64.8%

Equipment = 11.7%

Project Schedule	
Project Planning	2018-2019
Design	2019-2020
Construction	2020-2022
Occupancy	2022
Close - Out and Commissioning	2022

	Budgets	Commitments	Uncommitted Funds
	Approved 5_2019		
PLANS AND WORKING DRAWINGS			
Architectural	500,000	316,500	183,500
Specialty Consultants	40,000	39,399	601
DSA Plan Check	35,700	-	35,700
Community College Plan Check	-	-	-
Other Planning Costs	60,000	585	59,415
<i>sub-total</i>	\$ 635,700	\$ 356,484	\$ 279,216
CONSTRUCTION			
Construction Cost-Approved Scope - Bid	3,300,000	-	3,300,000
Additional Scope	50,000	-	50,000
Temporary Space	143,000	142,080	920
<i>sub total</i>	\$ 3,493,000	\$ 142,080	\$ 3,350,920
OTHER COSTS			
Tests and Inspections	300,000	-	300,000
Furniture and Group II	97,500	-	97,500
Contingency	900,000	-	900,000
<i>sub-total</i>	\$ 1,297,500	\$ -	\$ 1,297,500
Total Project Cost without CM	5,426,200	498,563	4,927,637
Construction Management	189,800	-	189,800
Total		498,563	5,117,437
Budget Totals	\$ 5,616,000		

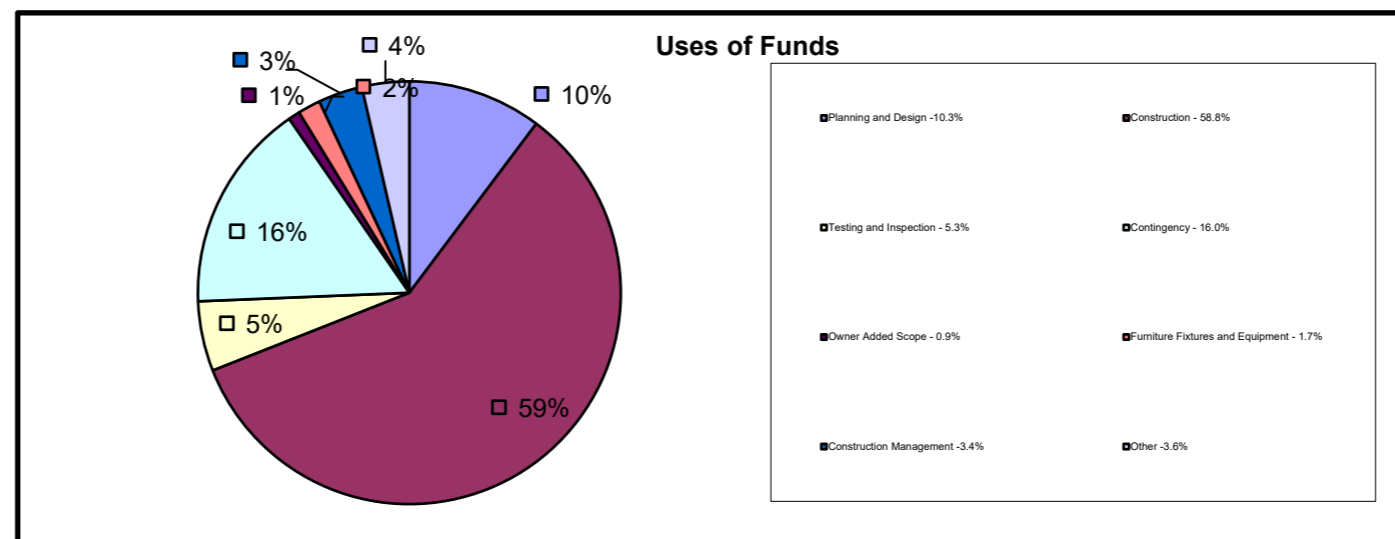
CMPCT Approval Notes	
2018	Approved revised schedule

Sources of Funds	
2019 BAN	\$ 516,000
Measure GO	\$ 2,600,000
Measure GO - Lot W Impr. Ph II	\$ 2,500,000
Total	\$ 5,616,000
Additional Funds Needed	\$ -

Equipment Budget Breakdown	
Facilities Management	-
Information Technology	-
Audio Visual	-
Furniture	-
Unallocated	\$ 990,000
Total	\$ 990,000

Anticipated Costs		As of 5/1/19	
Potential Change Orders	\$ -	\$ -	\$ -
Proposed Added Scope	\$ -	\$ -	\$ -
Approved Added Scope	\$ -	\$ -	\$ -
Estimate Additional Contingency	\$ -	\$ -	\$ -
Negotiated Claims	\$ -	\$ -	\$ -
Disputed Claims	\$ -	\$ -	\$ -
Other	\$ -	\$ -	\$ -
Total	\$ -	\$ -	\$ -

Owner Added Scope	
Unallocated	\$ 50,000
Total	\$ 50,000



Soft Costs = 22.6%
Est. Final Construction Costs = 75.7%
Equipment = 1.7%

Project Schedule	
Project Planning	2018-2019
Design	2019-2020
Construction	2020-2022
Occupancy	2022
Close - Out and Commissioning	2022

	Budgets	Commitments	Uncommitted Funds
	Approved 5_2019		
PLANS AND WORKING DRAWINGS			
Architectural	800,000	233,850	566,150
Specialty Consultants	-	-	-
DSA Plan Check	95,000	-	95,000
Community College Plan Check	-	-	-
Other Planning Costs	125,000	1,095	123,905
<i>sub-total</i>	\$ 1,020,000	\$ 234,945	\$ 785,055
CONSTRUCTION			
Construction Cost-Approved Scope - Bid	10,000,000	-	10,000,000
Additional Scope	200,000	-	200,000
Temporary Space	-	-	-
<i>sub total</i>	\$ 10,200,000	\$ -	\$ 10,200,000
OTHER COSTS			
Tests and Inspections	434,000	1,400	432,600
Furniture and Group II	200,000	-	200,000
Contingency	600,000	-	600,000
<i>sub-total</i>	\$ 1,234,000	\$ 1,400	\$ 1,232,600
Total Project Cost without CM	12,454,000	236,345	12,217,655
Construction Management	455,000	-	455,000
Total		236,345	12,672,655
Budget Totals	\$ 12,909,000		

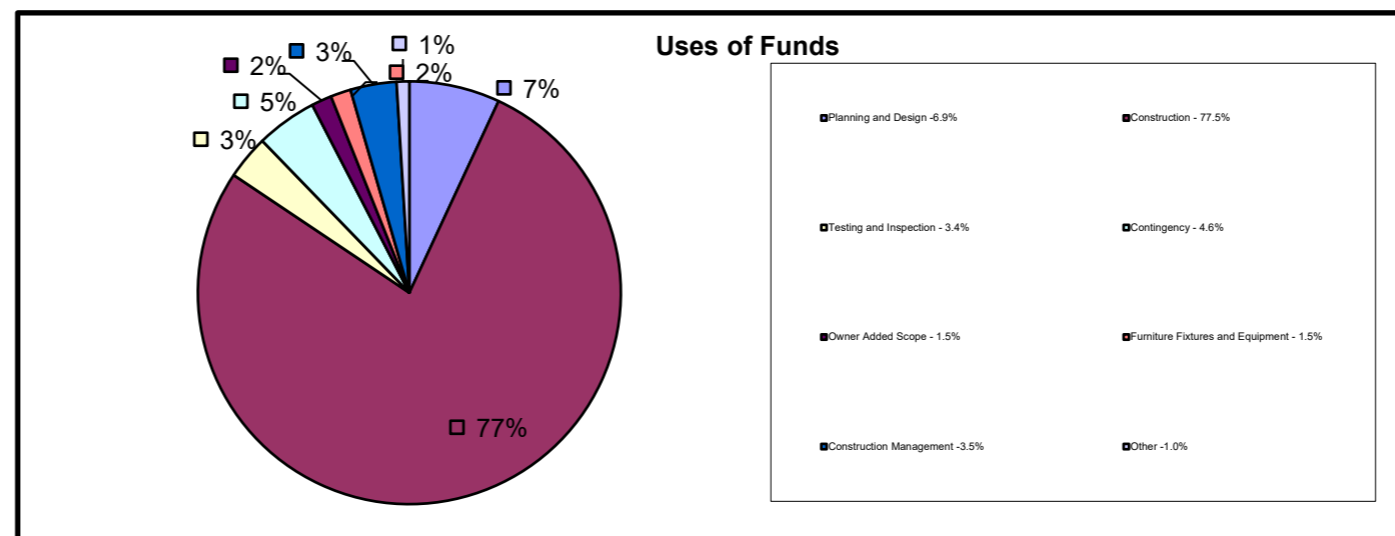
CMPCT Approval Notes	
2017	Approved FPP
2018	Approved Preliminary Plans

Sources of Funds	
Measure RR Series AB	\$ 238,050
Measure GO	\$ 6,437,500
Total	\$ 6,675,550
Additional Funds Needed	\$ 6,233,450

Equipment Budget Breakdown	
Facilities Management	-
Information Technology	-
Audio Visual	-
Furniture	-
Unallocated	\$ 200,000
Total	\$ 200,000

Anticipated Costs		As of 5/1/19	
Potential Change Orders	\$ -	\$ -	\$ -
Proposed Added Scope	\$ -	\$ -	\$ -
Approved Added Scope	\$ -	\$ -	\$ -
Estimate Additional Contingency	\$ -	\$ -	\$ -
Negotiated Claims	\$ -	\$ -	\$ -
Disputed Claims	\$ -	\$ -	\$ -
Other	\$ -	\$ -	\$ -
Total	\$ -	\$ -	\$ -

Owner Added Scope	
Unallocated	\$ 200,000
Total	\$ 200,000



Soft Costs = 14.8%
Est. Final Construction Costs = 83.7%
Equipment = 1.5%

Project Schedule	
Project Planning	2018-2019
Design	2019-2020
Construction	2020-2022
Occupancy	2022
Close - Out and Commissioning	2022

	Budgets		Commitments	Uncommitted Funds
	Approved 1_2018	Approved 4_2018		
PLANS AND WORKING DRAWINGS				
Architectural	-	1,608,387	1,608,387	1,501,550
Specialty Consultants	-	175,000	175,000	28,480
DSA Plan Check	-	278,188	331,330	331,330
Community College Plan Check	-	-	-	-
Other Costs	-	25,000	25,000	8,336
<i>sub-total</i>	\$ -	\$ 2,086,575	\$ 2,139,717	\$ 1,869,696
CONSTRUCTION				
Construction Cost-Approved Scope - Bid	-	22,488,714	22,488,714	-
Additional Scope	-	662,625	662,625	-
Temporary Space	-	-	-	-
<i>sub total</i>	\$ -	\$ 23,151,339	\$ 23,151,339	\$ -
SOFT COSTS				
Tests and Inspections	-	600,000	600,000	21,850
Furniture and Group II	-	100,000	100,000	-
Contingency	-	850,000	796,858	-
<i>sub-total</i>	\$ -	\$ 1,550,000	\$ 1,496,858	\$ 21,850
Total Project Cost without CM	-	26,787,914	26,787,914	1,891,546
Construction Management	-	1,312,086	1,312,086	165,899
Total			2,057,445	26,042,555
Budget Totals	\$ -	\$ 28,100,000	\$ 28,100,000	

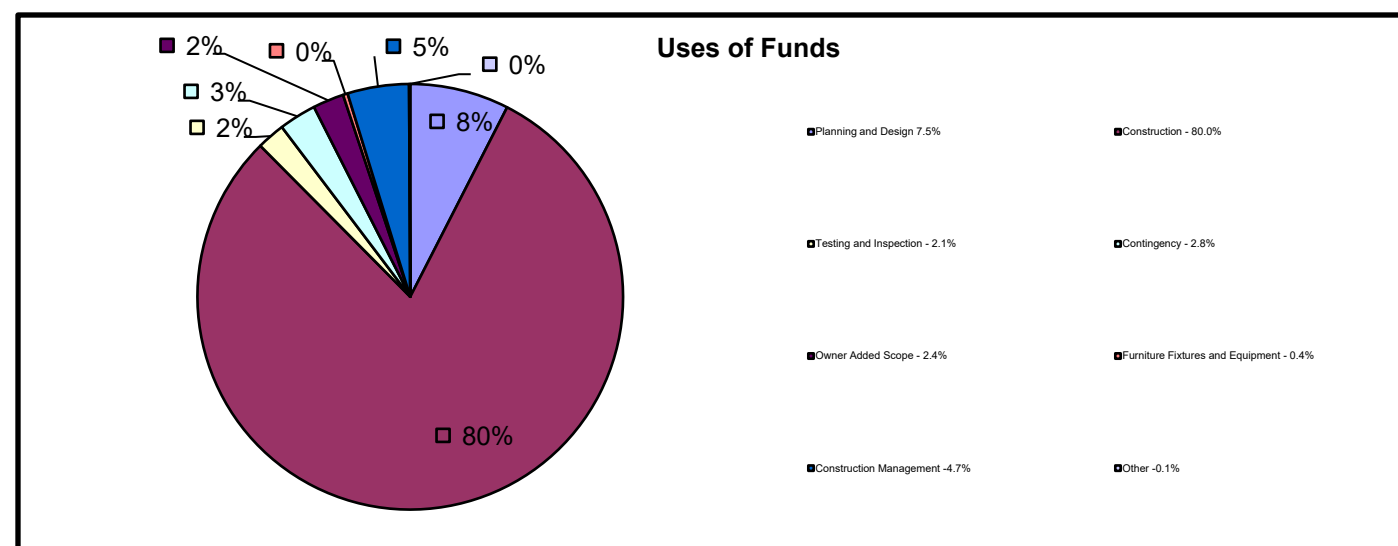
CMPCT Approval Notes	
2017	Approved revised planning concept
2017	Approved initial budget

Sources of Funds	
Measure RR BAN 2	\$ 2,200,000
Measure GO	\$ 30,000,000
Total	\$ 32,200,000
Additional Funds Needed	\$ (4,100,000)

Equipment Budget Breakdown	
Facilities Management	-
Information Technology	-
Audio Visual	-
Furniture	-
Unallocated	-
Total	-

Anticipated Costs	As of 11/1/18	As of 2/1/19	As of 5/1/19
Potential Change Orders	\$ -	\$ -	\$ -
Proposed Added Scope	\$ -	\$ -	\$ -
Approved Added Scope	\$ -	\$ -	\$ -
Estimate Additional Contingency	\$ -	\$ -	\$ -
Negotiated Claims	\$ -	\$ -	\$ -
Disputed Claims	\$ -	\$ -	\$ -
Other	\$ -	\$ -	\$ -
Total	\$ -	\$ -	\$ -

Owner Added Scope	
Unallocated	\$ 662,625
Total	\$ 662,625



Soft Costs = 14.4%
Est. Final Construction Costs = 85.2%
Equipment = 0.4%

Project Schedule	
Project Planning	2017
Design	2018
Construction	2019-2020
Occupancy	2020
Close - Out and Commissioning	2020

	Budgets			Commitments	Uncommitted Funds
	Approved 1_2018				
PLANS AND WORKING DRAWINGS					
Architectural	-	-	1,313,685	1,274,050	39,635
Specialty Consultants	-	-	175,000	38,676	136,324
DSA Plan Check	-	-	240,750	252,750	(12,000)
Community College Plan Check	-	-	-	-	-
Other Costs	-	-	25,000	4,850	20,150
<i>sub-total</i>	\$ -	\$ -	\$ 1,754,435	\$ 1,570,326	\$ 184,109
CONSTRUCTION					
Construction Cost-Approved Scope - Bid	-	-	18,356,653	-	18,356,653
Additional Scope	-	-	550,000	-	550,000
Temporary Space	-	-	-	-	-
<i>sub total</i>	\$ -	\$ -	\$ 18,906,653	\$ -	\$ 18,906,653
SOFT COSTS					
Tests and Inspections	-	-	550,000	-	550,000
Furniture and Group II	-	-	100,000	-	100,000
Contingency	-	-	725,000	-	725,000
<i>sub-total</i>	\$ -	\$ -	\$ 1,375,000	\$ -	\$ 1,375,000
Total Project Cost without CM	-	-	22,036,088	1,570,326	20,465,762
Construction Management	-	-	1,089,512	135,607	953,905
Total				1,705,933	21,419,667
Budget Totals	\$ -	\$ -	\$ 23,125,600		

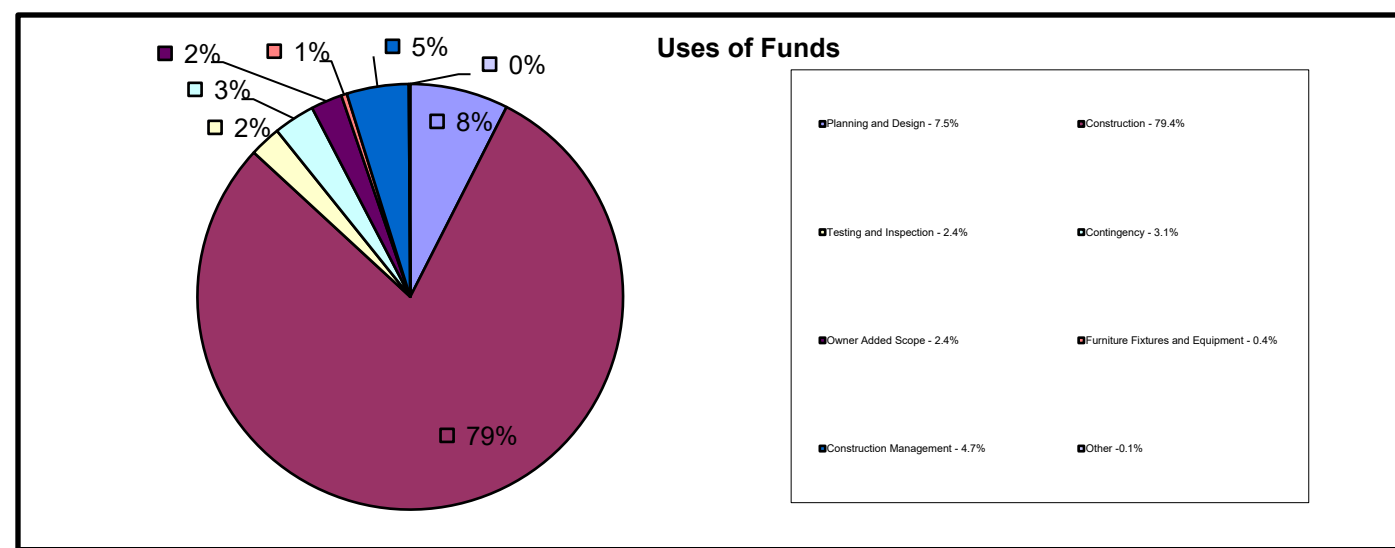
CMPCT Approval Notes	
2017	Approved planning concept
2017	Approved initial budget

Sources of Funds	
Measure RR BAN 2	\$ 2,200,000
Measure GO	\$ 30,000,000
Total	\$ 31,738,800
Additional Funds Needed	\$ (8,613,200)

Equipment Budget Breakdown	
Facilities Management	-
Information Technology	-
Audio Visual	-
Furniture	-
Unallocated	-
Total	-

Anticipated Costs	As of 11/1/18	As of 2/1/19	As of 5/1/19
Potential Change Orders	\$ -	\$ -	\$ -
Proposed Added Scope	\$ -	\$ -	\$ -
Approved Added Scope	\$ -	\$ -	\$ -
Estimate Additional Contingency	\$ -	\$ -	\$ -
Negotiated Claims	\$ -	\$ -	\$ -
Disputed Claims	\$ -	\$ -	\$ -
Other	\$ -	\$ -	\$ -
Total	\$ -	\$ -	\$ -

Owner Added Scope	
Unallocated	\$ 550,000
Total	\$ 550,000



Soft Costs = 14.7%
Est. Final Construction Costs = 84.9%
Equipment = 0.4%

Project Schedule	
Project Planning	2017
Design	2018
Construction	2019-2020
Occupancy	2020
Close - Out and Commissioning	2020

	Budgets	Commitments	Uncommitted Funds
PLANS AND WORKING DRAWINGS			
	Approved 5_2019		
Architectural	1,332,000	-	1,332,000
Specialty Consultants	-	-	-
DSA Plan Check	116,550	-	116,550
Community College Plan Check	-	-	-
Other Planning Costs	350,000	-	350,000
<i>sub-total</i>	\$ 1,798,550	\$ -	\$ 1,798,550
CONSTRUCTION			
Construction Cost-Approved Scope - Bid	21,945,510	-	21,945,510
Additional Scope	500,000	-	500,000
Temporary Space	-	-	-
<i>sub total</i>	\$ 22,445,510	\$ -	\$ 22,445,510
OTHER COSTS			
Tests and Inspections	786,000	-	786,000
Furniture and Group II	900,000	-	900,000
Contingency	999,000	-	999,000
<i>sub-total</i>	\$ 2,685,000	\$ -	\$ 2,685,000
Total Project Cost without CM	26,929,060	-	26,929,060
Construction Management	757,575	-	757,575
Total			27,686,635
Budget Totals	\$ 27,686,635		

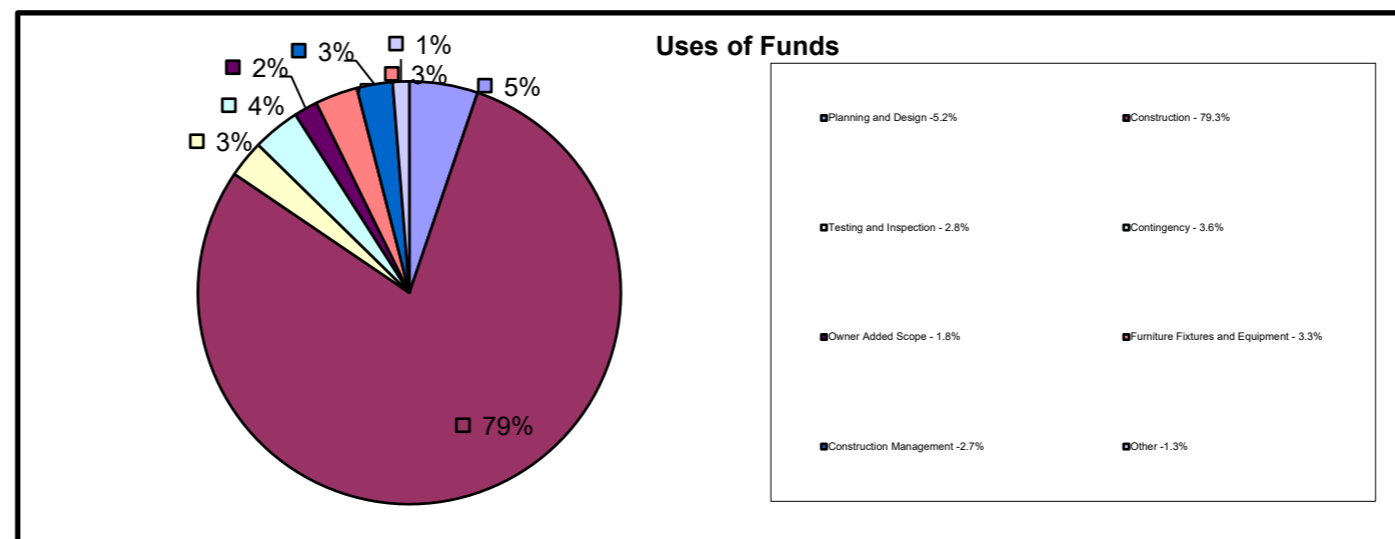
CMPCT Approval Notes	
2019	Approved design

Sources of Funds	
Measure GO	\$ 18,400,000
Total	\$ 18,400,000
Additional Funds Needed	\$ 9,286,635

Equipment Budget Breakdown	
Facilities Management	-
Information Technology	-
Audio Visual	-
Furniture	-
Unallocated	\$ 900,000
Total	\$ 900,000

Anticipated Costs		As of 5/1/19	
Potential Change Orders	\$ -	\$ -	\$ -
Proposed Added Scope	\$ -	\$ -	\$ -
Approved Added Scope	\$ -	\$ -	\$ -
Estimate Additional Contingency	\$ -	\$ -	\$ -
Negotiated Claims	\$ -	\$ -	\$ -
Disputed Claims	\$ -	\$ -	\$ -
Other	\$ -	\$ -	\$ -
Total	\$ -	\$ -	\$ -

Owner Added Scope	
Unallocated	\$ 500,000
Total	\$ 500,000



Soft Costs = 12.1%
Est. Final Construction Costs = 84.7%
Equipment = 3.3%

Project Schedule	
Project Planning	2019-2020
Design	2019-2020
Construction	2021-2023
Occupancy	2023
Close - Out and Commissioning	2023

Measure RR and Measure GO Bond Budget

		Measure RR BAN	Measure RR Series AB	Measure RR Series C	Measure RR BAN Series 2	Measure RR Interest	2019 BAN	MEASURE GO	
Project	DESCRIPTION	Total	Total	Total	Total	Total	Total	Total	Measure RR & Measure GO Project Total
A	Library, Learning Resources and Campus	\$ 197,529.21							\$ 197,529.21
A1	Student Center		\$ 1,218,275.78		\$ 3,149,999.73			\$ 81,975,000.00	\$ 86,343,275.51
A2	Library & Learning Resources							\$ 1,700,000.00	\$ 1,700,000.00
B	Business and Computer Technology	\$ 527,300.20	\$ 22,668,482.69	\$ 18,466,639.70	\$ 20,362,723.39				\$ 62,025,145.98
C	Child Development Center	\$ 16,668,996.18	\$ 1,464,628.13			\$ 384,966.62			\$ 18,518,590.93
C1	CDC Corrective Items	\$ -	\$ -						\$ 619,393.08
D	Athletics Complex Phase 2	\$ -	\$ 619,393.08		\$ 42,114,443.48	\$ 1,848,745.00	\$ 21,357,082.00	\$ 30,000,000.00	\$ -
D1	Golf Driving Range	\$ -	\$ 6,386,018.43						\$ 101,706,288.91
D2	Football Practice Field	\$ -	\$ -						\$ -
D3	Track and Field Updates	\$ -	\$ -						\$ -
D4	Tennis Courts	\$ -	\$ -						\$ -
D5	Gymnasium	\$ 38,772.00	\$ -					\$ 6,437,500.00	\$ 6,476,272.00
D6	Heritage Hall		\$ -					\$ 4,000,000.00	\$ 4,000,000.00
D7	Sand Volleyball Courts		\$ -		\$ -			\$ 2,600,000.00	\$ 3,099,999.58
D8	Athletic Complex - Scoreboard		\$ -		\$ 506,600.00			\$ 5,000,000.00	\$ -
D9	Aquatics Center		\$ 238,850.00					\$ 6,437,500.00	\$ 6,676,350.00
E	Career and Technical Education Building Renovation	\$ 65,008.18			499,999.58				\$ 5,506,600.00
E1	Bldg. 28A Secondary Effects	\$ 27,035.00							\$ 65,008.18
E2	Technical Education							\$ 200,000.00	\$ 27,035.00
E3	Brackett Field Space							\$ 50,000.00	\$ 200,000.00
F	Classroom Building Renovation	\$ -							\$ 50,000.00
F1	Phase 1 - Bldg. 45 Renovation	\$ 4,487,812.21	\$ -						\$ -
F2	Phase 2 - Bldg. 6 2nd Floor Renovation	\$ -	\$ -						\$ 4,487,812.21
G	Laboratory Building Expansion-Sciences	\$ -	\$ -						\$ -
G1	Astronomy Dome--Bldg. 60	\$ 791,200.52	\$ -						\$ 791,200.52
H	Fire Academy	\$ 106,160.76	\$ -						\$ 106,160.76
H1	Fire Academy Site Preparation	\$ -	\$ -						\$ 3,476,821.78
I	Public Transportation Center	\$ 120,312.98	\$ -				\$ 41,050.00	\$ 850,000.00	\$ 1,011,362.98
J	Parking, Public Safety, and Traffic	\$ -	\$ 3,476,821.78						\$ -
J1	Parking Structure-Lot A	\$ 581,550.49	\$ 4,536,122.05						\$ 5,117,672.54
J2	Parking Structure-Lot R		\$ -		\$ -			\$ 30,000,000.00	\$ 32,200,000.26
J3	Parking Structure-Lot S		\$ -		\$ -		\$ 418,135.00	\$ 30,000,000.00	\$ 32,156,934.51
K	Scheduled Maintenance, 5 Years (Holding)	\$ -	\$ -		\$ 2,200,000.26		\$ -	\$ 8,500,000.00	\$ 8,500,000.00
K1	Pool Locker Room Repair/ADA Upgrade	\$ 14,000.00			1,738,799.51				\$ 14,000.00
K2	Cadaver Room HVAC Upgrade	\$ 69,216.16							\$ 69,216.16
K3	Misc. Small Haz Mat Abatement	\$ 129,999.91							\$ 330,000.52
K4	Misc. Interior Improvements	\$ 250,000.62	\$ 200,000.61		\$ 250,000.19				\$ 850,001.25
K5	Misc. Exterior Improvements	\$ 299,999.64	\$ 350,000.44		\$ 250,000.35				\$ 849,999.27
K6	Mirror-Glass Replacement	\$ 39,958.09	\$ 299,999.28						\$ 39,958.09
K7	Hardscape-Asphalt Replacement	\$ 79,373.63	\$ -						\$ 79,373.63
K8	Bldg. 1B Hot Water Piping	\$ 19,300.00	\$ -						\$ 19,300.00
K9	Misc. Repairs--Auxiliary Service	\$ 51,511.79	\$ -						\$ 51,511.79
K10	Misc. Fencing Improv. & Replacement	\$ -	\$ 10,586.26						\$ 10,586.26
K11	Bldg. 2 Waterproofing	\$ 70,314.00	\$ -						\$ 70,314.00
K12	Library Security Upgrades	\$ 34,377.31	\$ -						\$ 34,377.31
K13	Bldg. 26 Air Handler Replacement	\$ 154,522.94	\$ -		\$ 1,700,000.38				\$ 2,185,274.80
K14	Health Center Flooring Replacement	\$ 79,169.35	\$ -						\$ 79,169.35
			\$ 330,751.48						

Measure RR and Measure GO Bond Budget

		Measure RR BAN	Measure RR Series AB	Measure RR Series C	Measure RR BAN Series 2	Measure RR Interest	2019 BAN	MEASURE GO	
Project	DESCRIPTION	Total	Total	Total	Total	Total	Total	Total	Measure RR & Measure GO Project Total
K15	Track Repairs	\$ 33,375.00	\$						\$ 33,375.00
K16	Building Expansion Joints	\$ -	\$ -						\$ -
K17	Gymnasium Repairs	\$ -	\$ -						\$ -
K18	Library HVAC Repairs	\$ -	\$ -						\$ -
K19	Farm Drainage Repairs	\$ 143,825.82	\$						\$ 143,825.82
K20	Boiler Repair/Replacement	\$ 273,931.81	\$						\$ 273,931.81
K21	Bldg. 28B Fire Alarm Upgrade	\$ 346,457.87	\$						\$ 346,457.87
K22	Scheduled Maintenance 2012/13	\$ 273,658.09	\$ -						\$ 273,658.09
K23	Misc. Farm Buildings Improvements	\$ 19,999.68	\$						\$ 221,988.20
K24	Rekey various buildings	\$ 29,996.78	\$						\$ 29,996.78
K25	Bldg. 2 Mechanical	\$ -	\$ 201,400.26						\$ 1,007,352.96
K26	Scheduled Maintenance 2013/14	\$ -	\$ -						\$ 277,874.20
K27	Bldg. 28 Duct Cleaning	\$ -	\$ -						\$ 127,751.54
K28	Elevator Upgrades-Phase 1	\$ -	\$ 127,751.54						\$ 49,685.04
K29	Campus Asphalt Repairs	\$ -	\$ 277,874.20						\$ 49,977.50
K30	Bldg. 26A Sewer Line Replacement	\$ -	\$ 12,500.50						\$ 12,500.50
K31	Bldg. 28B Sewer Line Replacement	\$ -	\$ 21,000.00						\$ 21,000.00
K32	Bldg. 3 and 27C Interiors	\$ -	\$						\$ 125,000.21
K33	Repair Bldg. 28AB Roof	\$ -	\$						\$ 325.00
K34	Storefront Doors-Bldg. 26, 28	\$ -	\$ 125,000.21						\$ 50,002.40
K35	Farm Buildings Siding/Roofs	\$ -	\$						\$ 37,500.00
K36	Scheduled Maintenance 2014/15	\$ -	\$ 325.00						\$ 271,636.95
K37	Scheduled Maintenance 2015/16	\$ -	\$ 50,002.40						\$ 274,999.24
K38	Scheduled Maintenance 2016/17	\$ -	\$ 37,500.00						\$ 275,000.08
K39	Scheduled Maintenance 2017/18	\$ -	\$ 271,636.95		\$ 274,999.51				\$ 287,829.51
K40	Bldg. 60 Boiler Replacement	\$ -	\$ 274,999.24						\$ 175,100.75
K41	Baseball/Softball Field Improvements	\$ -	\$ 275,000.18						\$ 137,983.41
K42	Bldg. 6 Flooring Replacement	\$ -	\$ 41,624.83						\$ 41,624.83
K43	Bldg. 2 Flooring Replacement	\$ -	\$ 106,545.78						\$ 106,545.78
K44	Central Plant Equipment Scheduled	\$ -	\$ 369,700.83						\$ 369,700.83
K45	Athletics Fence Screening	\$ -	\$ 41,624.83						\$ -
K46	Upgrade Access Control	\$ -	\$ 106,545.78						\$ 79,665.97
K47	Bldg. 9A Electrical and Fire Upgrade	\$ -	\$ 26,020.00						\$ 26,020.00
K48	Bldg. 2 Air Balance	\$ 72,141.27	\$ 79,665.97						\$ 72,141.27
K49	Bldg. 2 Rigging	\$ 55,186.05	\$						\$ 55,186.05
K50	Bldg. 2 Eaves Repair	\$ -	\$ -						\$ 196,106.06
K51	Dance Studio Window Treatments	\$ -	\$ 196,106.06						\$ 50,298.91
K52	Bldg. 6 Fire Alarm Replacement	\$ -	\$						\$ 231,444.42
K53	Drip Irrigation		\$ 50,000.26						\$ 50,000.26
K54	Irrigation Controls Upgrade		\$ 199,998.88						\$ 199,998.88
K55	Bldg. 60 Elevator Upgrade		\$ 129,660.93						\$ 129,660.93
K56	Bldg. 1A Wood Shop Renovation		\$ 115,275.97						\$ 115,275.97
K57	Central Plant Chiller Repair		\$ 99,994.00						\$ 99,994.00
K58	Exploratorium Humidification		\$ 57,695.75						\$ 57,695.75
K59	Library Flooring Replacement, Phase 2		\$ 236,562.39						\$ 236,562.39
K60	Bldg 66 Window Covering Replacement		\$ 8,120.00						\$ 8,120.00
K61	Bldg. 28B Roof Replacement		\$ 63,054.18						\$ 63,054.18
K62	Bldg. 23 Roof Replacement		\$ 100,053.00						\$ 100,053.00

Measure RR and Measure GO Bond Budget

		Measure RR BAN	Measure RR Series AB	Measure RR Series C	Measure RR BAN Series 2	Measure RR Interest	2019 BAN	MEASURE GO	
Project	DESCRIPTION	Total	Total	Total	Total	Total	Total	Total	Measure RR & Measure GO Project Total
K63	Scheduled Maintenance 2018/19		\$ -		\$ 275,000.00				\$ 275,000.00
K64	Re-Roof Bldg. 28A		\$ 161,829.70						\$ 161,829.70
K65	Misc. Farm Improvements Phase II		\$ -		\$ 227,363.83				\$ 227,363.83
K66	Bldg. 47 Asphalt-Fence Improvements		\$ -		\$ 145,000.00				\$ 145,000.00
K67	Chiller Removal-Bldg. 6, 28 & 1A		\$ -		\$ 175,000.18				\$ 175,000.18
K68	Light Pole Replacement Bldg. 2 & 6		\$ -		\$ 60,000.25				\$ 60,000.25
K69	Misc. Water Heater Replacement		\$ -		\$ 60,000.00				\$ 60,000.00
K70	Parking Lot Maintenance-Lot G and D3		\$ -		\$ 110,000.00				\$ 110,000.00
K71	Miscellaneous Flooring Replacement		\$ 117,125.76						\$ 117,125.76
K72	Pook Deck Repair	\$ 49,999.89							\$ 49,999.89
K73	Network Infrastructure Repair	\$ 58,395.00							\$ 58,395.00
L	Campus-wide Improvements	\$ -	\$ -						\$ -
L1	Infrastructure Improvement (Utilities, Site, Traffic, Energy, Landscape)	\$ -	\$ -						\$ -
L1-A	San Jose Hills Entrance Intersection - Traffic, ADA, Utilities, Landscape, Parking	\$ 830,776.66	\$ -						\$ 830,776.66
L1-B	New Main Entrance- Temple Avenue - Traffic, Roadway, Utilities, Landscape, Parking, ADA	\$ -	\$ -						\$ -
L1-B1	Temple Avenue Bridge - Green Corridor	\$ -	\$ -				\$ 7,900,000.00		\$ 7,900,000.00
L1-C	Site Improvements and Major Grading South of Temple Avenue - Grading, Parking, Utilities, Landscape, ADA	\$ 164,206.48	\$ -						\$ 164,206.48
L1-C1	Athletic Site-Renovate Practice Field	\$ 67,650.00	\$ -						\$ 67,650.00
L1-C2	California Black Walnut Mitigation	\$ -	\$ -				\$ 1,250,000.00		\$ 1,250,000.00
L1-D	Temple and Bonita Intersection Realignment - Traffic, ADA, Landscape	\$ 585,497.91	\$ -						\$ 585,497.91
L1-D1	Temple and Bonita Right Lane	\$ -	\$ 107,300.66						\$ 107,300.66
L1-E	Bonita and Walnut Intersection Signalization - Traffic, ADA, Landscape	\$ 292,209.72	\$ -						\$ 292,209.72
L1-F	Walnut and Lot G Intersection Signalization - Traffic, ADA, Utilities, Landscape	\$ -	\$ -						\$ -
L1-G	Campus Quad - Landscape, Utilities, ADA	\$ -	\$ -						\$ -
L1-H	Temple and Grand Intersection Improvements and Wildlife Sanctuary Expansion	\$ -	\$ -						\$ -
L1-H1	Temple and Grand Intersection Improvements	\$ 250,000.00	\$ -						\$ 250,000.00
L1-H2	Wildlife Sanctuary Improvements	\$ 110,883.48	\$ -						\$ 1,566,255.44
L1-H3	Wildlife Sanctuary Improvements (Landscape Phase I)	\$ -	\$ -	1,455,371.96					\$ -
L1-H4	Wildlife Sanctuary Improvements (Landscape Phase II)	\$ -	\$ -	\$ -					\$ -

Measure RR and Measure GO Bond Budget

		Measure RR BAN	Measure RR Series AB	Measure RR Series C	Measure RR BAN Series 2	Measure RR Interest	2019 BAN	MEASURE GO	
Project	DESCRIPTION	Total	Total	Total	Total	Total	Total	Total	Measure RR & Measure GO Project Total
L1-H5	Temple and Grand Landscape Improvements	\$ 26,214.00	\$ 819,874.13						\$ 846,088.13
L1-I	Campus Interior Site Improvements (three locations) - Site, ADA, Traffic, Utilities, Landscape	\$ -	\$ -						\$ -
L1-I1	Campus Interior Site Improvements--Former Bldg. 5/5A Site	\$ 31,759.54	\$ 782,788.00						\$ 814,547.54
L1-I2	Campus Interior Site Improvements--South of Bldg. 12	\$ 696,956.45	\$ 1,557,488.56						\$ 2,254,445.01
L1-I3	Campus Interior Site Improvements--Adjacent to Business	\$ -	\$ -						\$ -
L1-I4	Campus Interior Site Improvements--So. Bldg. 1A	\$ 23,911.00	\$ -						\$ 23,911.00
L1-I5	Campus Smoking Areas	\$ 22,238.79	\$ -						\$ 22,238.79
L1-I6	DSPS Tram Access Improvements	\$ -	\$ -						\$ -
L1-I7	Landscape Impr. So. of Templ	\$ -	\$ -						\$ 7,503.68
L1-I8	Site Improvements--West Parcel	\$ -	\$ -						\$ 3,862.00
L1-I9	Farm Site Improvements	\$ -	\$ -						\$ 46,338.99
L1-I10	Bldg. 1A Canopy	\$ -	\$ 7,503.68						\$ 38,984.00
L1-I11	Hammer Throw Improvements	\$ -	\$ 46,338.99						\$ -
L1-I12	Bonita/Walnut ADA Improvements	\$ -	\$ 3,862.00						\$ 38,253.00
L1-I13	Campus Interior Site Improvements -- Adjacent to Bldg. 16E	\$ -	\$ 468,870.68						\$ 468,870.68
L1-I14	Loading Dock Impr.	\$ 23,435.00	\$ 38,253.00						\$ 23,435.00
L1-I15	Site Improvements - Student Success Center		\$ -						\$ 29,089.39
L1-I16	Water Bottle Filling Stations		\$ 50,000.50						\$ 50,000.50
L1-I17	Athletics Site Improvements						\$ 892,000.00		\$ 892,000.00
L1-J	Central Plant Increase Chilled Water Output - Energy, Utilities	\$ -	\$ 10,938,937.64					\$ -	\$ 10,938,937.64
L1-K	Temple Avenue and Lot F Intersection - Traffic, ADA, Utilities, Landscape	\$ -	\$ -						\$ -
L1-K1	Lot F Street Improvements	\$ 39,158.00	\$ -						\$ 39,158.00
L1-L	East Campus Main Fire Road Access - Traffic, ADA, Landscape	\$ -	\$ -						\$ -
L1-M	Reclaimed Water System Implementation and Existing Well Rehabilitation	\$ -	\$ -						\$ -
L1-M1	Reclaimed Water--Phase I	\$ 98,752.42	\$ -						\$ 98,752.42
L1-M2	Farm Area Well	\$ -	\$ 36,016.97						\$ 36,016.97
L1-N	Pedestrian Corridors (five locations) - ADA, Landscape	\$ -	\$ -						\$ -
L1-O	West Campus Main Fire Road Access - Traffic, ADA, Landscape	\$ -	\$ -						\$ -
L1-P	Utility Infrastructure NW Quadrant - Utilities	\$ 132,014.49	\$ -						\$ 132,014.49
L1-P1	Utility Infrastructure NW Quadrant - Student	\$ -	\$ 385,896.84			\$ 44,541.00			\$ 430,437.84
L1-P2	Utility Infrastructure NW Quadrant - Food	\$ -	\$ 207,390.00						\$ 207,390.00

Measure RR and Measure GO Bond Budget

		Measure RR BAN	Measure RR Series AB	Measure RR Series C	Measure RR BAN Series 2	Measure RR Interest	2019 BAN	MEASURE GO	
Project	DESCRIPTION	Total	Total	Total	Total	Total	Total	Total	Measure RR & Measure GO Project Total
L1-P3	Utility Infrastructure - Central Campus				\$ 125,000.00		\$ 800,000.00		\$ 11,925,000.00
L1-Q	Utility Infrastructure SW Quadrant - Utilities	\$ -	\$ -					\$ 11,000,000.00	\$ -
L1-Q1	Utility Infrastructure SW Quadrant - Utilities-Bldg.	\$ 695,717.38	\$ 699,431.37						\$ 1,395,148.75
L1-Q2	Utility Infrastructure SW Quadrant - Utilities-Sewer	\$ -	\$ 1,157,154.51						\$ 1,157,154.51
L1-Q3	Utility Infrastructure SW Quadrant - West Parcel Infrastructure	\$ -	\$ 119,508.87						\$ 119,508.87
L1-Q4	Utility Infrastructure SW Quadrant - Wildlife	\$ -	\$ 344,073.75						\$ 344,073.75
L1-R	Utility Infrastructure SE Quadrant - Utilities	\$ -	\$ -						\$ -
L1-R1	Utility Infrastructure SE Quadrant-Central Plant 2	\$ -	\$ 75,262.50						\$ 75,262.50
L1-R2	Utility Infrastructure SE Quadrant-Water Line Replacement		\$ -		\$ 933,706.36				\$ 933,706.36
L1-R3	Storm Water - Athletics		\$ 78,347.00					\$ 1,600,000.00	\$ 1,678,347.00
L1-S	Utility Infrastructure NE Quadrant - Utilities	\$ 23,890.00	\$ -						\$ 23,890.00
L1-S1	Utility Infrastructure NE Quadrant - Utilities-	\$ -	\$ 1,091,240.79						\$ 1,091,240.79
L1-S2	Utility Infrastructure NE Quadrant - Utilities - Central Plant Connection Bldg. 40	\$ -	\$ 1,115,000.00						\$ 1,115,000.00
L1-T	Utility Infrastructure Farm - Utilities	\$ 157,939.16	\$ -						\$ 223,391.76
L1-U	Energy Projects, Phase 4 - Energy, Utilities	\$ -	\$ -						\$ -
L1-U1	Energy Projects-Bldg. 60	\$ 138,051.43	\$ -						\$ 138,051.43
L1-U2	Energy Projects--Bldg. 23A	\$ 221,983.29	\$ 65,452.60						\$ 221,983.29
L1-U3	Energy Projects--Electric Car Charging Stations		\$ -		\$ 14,300.00				\$ 14,300.00
L1-U4	Energy Projects--Bldg. 4 Lighting		\$ 232,873.83						\$ 232,873.83
L1-U5	Energy Projects--Central Plant Expansion		\$ -					\$ 125,000.00	\$ 125,000.00
L1-U6	Energy Projects--Campuswide Renewable		\$ -					\$ 125,000.00	\$ 125,000.00
L1-V	Electronic Security Systems, Door Security,	\$ 99,763.80	\$ -						\$ 99,763.80
L1-V1	Security Systems, Bldg. 9B	\$ 204,636.17	\$ -						\$ 204,636.17
L1-V2	Security Systems, Bldg. 26C Planetarium	\$ 84,398.00	\$ -						\$ 84,398.00
L1-V3	Security Systems, Bldg. 23	\$ -	\$ -						\$ -
L1-W	Phone System Redundancy and Campus-wide Emergency Phones, Phase 1	\$ 23,722.11	\$ -						\$ 23,722.11
L1-W1	Radio Repeater System	\$ 44,765.75	\$ -						\$ 44,765.75
L1-W2	Emergency Communications Infrastructure	\$ -	\$ 348,613.97						\$ 348,613.97
L1-W3	Emergency Communications Infrastructure Ph. II		\$ -		\$ 19,029.96				\$ 19,029.96
L1-X	Parking Lot Improvements	\$ -	\$ -		\$ -				\$ -
L1-X1	Parking Lot B Improvements	\$ -	\$ -		\$ 1,588,805.19				\$ 1,588,805.19
L1-X2	Parking Lot W Improvements	\$ -	\$ -						\$ -
L1-X3	Lot M Entrance Improvements	\$ -	\$ -						\$ 60,616.00
L1-X4	Lot A Extension	\$ 51,080.00	\$ -						\$ 51,080.00
L1-X5	Lot F Extension		\$ -		\$ 149,999.51				\$ 149,999.51
L1-X6	Lot W Improvements Ph II		\$ 60,616.00					\$ 2,500,000.00	\$ 2,500,000.00
L1-Y	Administration Site Infrastructure Improvement	\$ -	\$ 753,780.64						\$ 753,780.64
L1-Y1	Shade Structure - Site Infrastructure		\$ -		\$ 80,000.00				\$ 80,000.00
L1-ZI	Campuswide Utility Infr. Plan		\$ -		\$ -			\$ 375,000.00	\$ 375,000.00

Measure RR and Measure GO Bond Budget

		Measure RR BAN	Measure RR Series AB	Measure RR Series C	Measure RR BAN Series 2	Measure RR Interest	2019 BAN	MEASURE GO	
Project	DESCRIPTION	Total	Total	Total	Total	Total	Total	Total	Measure RR & Measure GO Project Total
L1-Z2	Campuswide Lighting							\$ 100,000.00	\$ 100,000.00
L1-Z3	Campuswide Wayfinding							\$ 375,000.00	\$ 375,000.00
L2	Lease Revenue Bonds (COPS) Debt Retirement	\$ 9,596,001.01	\$ -						\$ 9,596,001.01
L3	Temporary Space	\$ -	\$ -						\$ -
L3-A	Temp Space--New Metal Bldg.	\$ -	\$ -		\$ -				\$ -
L3-B	Temp Space--Bldg. 23 Upgrade	\$ 335,002.07	\$ 1,484,285.55			\$ 515,000.00			\$ 2,334,287.62
L3-C	Temp Space--Constr. Trailer	\$ 18,062.68	\$ -						\$ 18,062.68
L3-D	Temp Space--Cont. Ed. Improvements	\$ 174,309.81	\$ -						\$ 174,309.81
L3-D1	Temp Space -Bldg. 40 Systems Upgrade	\$ -	\$ 3,055,499.04	\$ 600,000.00	\$ -				\$ 5,421,499.59
L3-E	Temp Space--Renovation for Counseling	\$ 151,582.31	\$ -		1,766,000.55	\$ 99,257.49			\$ -
L3-F	Temporary Space-Portable Buildings at Bldg. 21	\$ -	\$ -						\$ -
L3-F1	Bldg. 21E	\$ 92,839.86	\$ 14,225.00						\$ 107,064.86
L3-F2	Bldg. 21F	\$ 167,416.77	\$ - 31,983.96						\$ 250,839.80
L3-F3	Bldg. 21G	\$ 171,271.04	\$ 26,971.44						\$ 198,242.48
L3-F4	Bldg. 21H	\$ 191,936.41	\$ 26,692.89						\$ 218,629.30
L3-F5	Bldg. 21I	\$ 189,842.21	\$ - 26,883.64						\$ 216,725.85
L3-F6	Bldg. 21J	\$ 192,043.29	\$ 30,692.89						\$ 222,736.18
L3-G	Temp Space--Fire Academy	\$ -	\$ 13,963.80						\$ 13,963.80
L3-H	Temp Space-Portable Buildings	\$ -	\$ -						\$ -
L3-H1	Bldg. 18C	\$ -	\$ 757,315.95						\$ 757,315.95
L3-H2	Bldg. 18D	\$ -	\$ 730,847.65						\$ 730,847.65
L3-H3	Bldg. 16E	\$ -	\$ 3,763,331.06	\$ 832,000.00	\$ 768,000.02				\$ 5,363,331.08
L3-H4	Bldg. 46A	\$ -	\$ 1,419,194.28						\$ 1,419,194.28
L3-H5	Athletics	\$ -	\$ 3,522,292.08						\$ 3,522,292.08
L3-H6	Bldg. 16F	\$ -	\$ 250,000.00		\$ -				\$ 250,000.00
L3-I1	Bldg. 16B		\$ 28,974.88						\$ 28,974.88
L3-I2	Bldg. 16C		\$ 42,182.46						\$ 42,182.46
L3-I3	Bldg. 16D		\$ 95,000.11						\$ 95,000.11
L3-J	Temp Space Portable Bldg 47A							\$ 600,000.00	\$ 600,000.00
L3-K	Temp Space Portable Lot D Modular Classrooms							\$ 8,900,000.00	\$ 8,900,000.00
L4	Demolition	\$ -	\$ -						\$ -
L4-A	Bldg. 21 Demolition	\$ 128,633.64	\$ -						\$ 128,633.64
L4-B	Bldg. 16 Demolition	\$ 99,628.77	\$ 37,943.43						\$ 137,572.20
L4-C	Bldg. 8 Demolition	\$ -	\$ -						\$ 42,910.14
L4-D	Bldg. 37 Remove	\$ 33,550.50	\$ 42,910.14						\$ 33,550.50
L4-E	Bldg. 9EFG Demolition	\$ -	\$ -						\$ 185,999.36
L4-F	Bldg. 12AB/Tennis RR Demolition	\$ -	\$ 185,999.36						\$ 119,858.57
L4-G	Bldg. 29A Demolition	\$ -	\$ -						\$ 11,304.87
L5	Equipment Allowance	\$ -	\$ 11,304.87						\$ -
L5-A	Equipment--Admin. Remodel	\$ 1,003,220.22	\$ 119,858.57						\$ 1,003,220.22
L5-B	Technology Equipment Allowance	\$ -	\$ -						\$ -
L5-B1	Technology Network Equipment	\$ -	\$ -						\$ 341,904.35
L5-B2	Technology Computer Replacement	\$ -	\$ -						\$ 226,715.35
L5-B3	Bldg. 2 Technology Equipment Replacement	\$ -	\$ 152,693.56						\$ 152,693.56

Measure RR and Measure GO Bond Budget

		Measure RR BAN	Measure RR Series AB	Measure RR Series C	Measure RR BAN Series 2	Measure RR Interest	2019 BAN	MEASURE GO	
Project	DESCRIPTION	Total	Total	Total	Total	Total	Total	Total	Measure RR & Measure GO Project Total
L5-C	Equipment--Facilities	\$ -	\$ -						\$ 103,304.35
L5-D	Equipment--Campus	\$ 30,000.00	\$ 103,304.35						\$ 380,000.35
L5-D1	Ergonomic Campus Equipment		\$ 24,999.92						\$ 24,999.92
L5-E	Equipment--Student Services Furniture				\$ 49,999.67				\$ 49,999.67
L5-F	Equipment--Technical Services Furniture								\$ -
L6	Contingency (6%)	\$ -	\$ -						\$ -
L6-A	Contingency-Specific Projects	\$ -	\$ -						\$ -
L7	Campus-wide Improvement Projects	\$ -	\$ -		\$ -		\$ -	\$ 9,025,000.00	\$ 9,025,000.00
L7-A	Building 9A Renovation for Student Services	\$ -	\$ -		\$ -				\$ -
L7-A1	DHH Center Remodel	\$ -	\$ 268,670.15						\$ 268,670.15
L7-A2	Bldg. 9A Upgrade MEP	\$ -	\$ 199,999.82						\$ 199,999.82
L7-B	Building 12 Renovation for Classroom Space	\$ 3,561,725.58	\$ 5,078,357.24						\$ 8,640,082.82
L7-C	Facilities Improvement Projects	\$ -	\$ -						\$ -
L7-C1	Bldg. 47--Facilities Plan Room & Renovation	\$ 2,722,679.97	\$ 2,714,976.72			\$ 276,027.44			\$ -
L7-C2	Food Service Building	\$ 947,057.43	\$ 11,651,062.52						\$ 12,598,119.95
L7-C3	Language Lab Expansion--Bldg. 66	\$ 15,778.04	\$ -						\$ 1,185,777.82
L7-C4	Brackett Field Improvements	\$ 47,625.35	\$ 1,169,999.78						\$ 47,625.35
L7-C5	HVAC Automation Lab	\$ 76,612.77	\$ -						\$ 76,612.77
L7-C6	Bldg. 26A Restroom Renovation	\$ 36,090.07	\$ -		\$ 626,545.00		\$ 705,000.00		\$ 1,435,426.93
L7-C7	Bldg. 26D Restroom Renovation	\$ 46,788.89	\$ -		\$ 830,535.00		\$ 870,000.00		\$ 1,855,863.09
L7-C8	Student Service Annex	\$ 1,064,420.45	\$ 67,795.80			\$ 668,460.19			\$ 15,699,606.66
L7-C9	Student Life Improvements	\$ 216,077.06	\$ 377,563.77						\$ 593,640.83
L7-C10	Bldg. 26A Honors	\$ 30,988.00	\$ 94,973.87						\$ 125,961.87
L7-C11	Administration Remodel	\$ 1,464,664.53	\$ 124,450.72			\$ 382,927.68			\$ 1,972,042.93
L7-C12	Agricultural Services	\$ 1,556,467.16	\$ 1,582,461.98						\$ 3,138,929.14
L7-C13	Design Technology	\$ 1,838,619.97	\$ 763,700.18			\$ 650,000.24			\$ 3,252,320.39
L7-C14	Bldg. 6 Remodel AV	\$ 149,673.80	\$ -						\$ 149,673.80
L7-C15	Bldg. 40 Renovation	\$ 99,299.43	\$ -						\$ 99,299.43
L7-C16	SIM Lab Remodel	\$ 71,729.11	\$ -						\$ 71,729.11
L7-C17	Bldg. 26D 3rd Floor Classroom	\$ -	\$ -						\$ 92,420.00
L7-C18	Bldg. 1A Remodel Printmaking	\$ 154,936.07	\$ -						\$ 154,936.07
L7-C19	Founders Hall Alterations	\$ 293,385.01	\$ -			\$ 155,790.02			\$ 449,175.03
L7-C20	Bldg. 9B Improvement	\$ 5,637.67	\$ 92,420.00						\$ 151,931.99
L7-C21	Campuswide Door Hardware Upgrade	\$ -	\$ 590,001.16						\$ 590,001.16
L7-C22	Campuswide Audiovisual Improvements	\$ 80,363.00	\$ -						\$ 996,264.27
L7-C23	POD Remodel	\$ -	\$ 747,098.24						\$ 747,098.24
L7-C24	Bldg. 4 Misc. Interior Impr.	\$ 75,000.74	\$ -						\$ 225,638.25
L7-C25	Bldg. 26A Testing Center	\$ -	\$ 915,901.27						\$ 2,665.79
L7-C26	Bldg. 6 Study Area	\$ -	\$ 150,637.51						\$ 78,410.85
L7-C27	Bldg. 4 2nd Floor Renovation	\$ -	\$ 78,410.85						\$ 391,958.51
L7-C28	Cart Storage Shed	\$ -	\$ 2,665.79						\$ 15,020.00
L7-C29	Bldg. 28B Classroom	\$ -	\$ 15,020.00						\$ 199,720.14
L7-C30	Bldg. 40 Classroom Remodel	\$ -	\$ 391,958.51						\$ 79,999.77
L7-C31	STEM Center	\$ -	\$ 66,565.72		\$ 45,500.00				\$ 112,065.72
L7-C32	Administration Storage Improvements	\$ -	\$ 83,105.77						\$ 83,105.77
L7-C33	Engineering/Physics Lab	\$ -	\$ 79,999.77						\$ 50,915.26
L7-C34	Bldg. 11 Secondary Effects	\$ -	\$ -						\$ 175,000.83

50,915.26
175,000.83

Measure RR and Measure GO Bond Budget

		Measure RR BAN	Measure RR Series AB	Measure RR Series C	Measure RR BAN Series 2	Measure RR Interest	2019 BAN	MEASURE GO	
Project	DESCRIPTION	Total	Total	Total	Total	Total	Total	Total	Measure RR & Measure GO Project Total
L7-C35	Bldg. 61 Secondary Effects	\$ -	\$ -						\$ 175,000.39
L7-C36	Photo ID Remodel		\$ 25,407.18						\$ 25,407.18
L7-C37	Welding/AC Building Upgrades		\$ 57,075.44						\$ 57,075.44
L7-C38	Design Tech Interior Impr.		\$ 247,201.18						\$ 247,201.18
L7-C39	C-ID Grant Office Remodel		\$ -						\$ -
L7-C40	Bldg. 40 Testing Center		\$ 425,001.16						\$ 425,001.16
L7-C41	Counseling Annex Remodel-Bldg. 9D		\$ 417,000.10		\$ -				\$ 417,000.10
L7-C42	Radio Lab Secondary Effects		\$ 78,428.62						\$ 78,428.62
L7-C43	Continuing Ed Computer Lab		\$ 354,782.72						\$ 354,782.72
L7-C44	Continuing Ed SIM Lab		\$ 465,498.67						\$ 465,498.67
L7-C45	Farm Area Retail		\$ -		\$ -				\$ 50,000.00
L7-C46	Performing Arts Mezzanine Extention		\$ 112,500.15						\$ 112,500.15
L7-C47	Cart Storage Shed 2		\$ -		\$ 50,000.00				\$ 120,000.00
L7-C48	Student Services Remodel Phase 2		\$ 200,000.00						\$ 400,000.00
L7-C49	Administration Remodel Phase II	\$ 149,999.83			\$ 120,000.00				\$ 149,999.83
L7-C50	Gender Neutral Restrooms							\$ 150,000.00	\$ 150,000.00
L7-D	Planning for Institutional Effectiveness (PIE)		\$ 108,306.00		\$ 200,000.00	\$ 55,000.00	\$ 545,733.00		\$ 719,039.00
L7-D1	PIE-Swimming Pool Scoreboard		\$ 141,694.69						\$ 141,694.69
L7-D2	PIE-Photo Storage		\$ -						\$ 250,000.00
L7-D3	PIE-Misc. Athletics Improvements				\$ 199,999.74				\$ 199,999.74
L7-D4	Crit Remodel				\$ 250,000.12				\$ 250,000.12
L7-D5	Canine Lab/Kennel				\$ 30,000.00				\$ 30,000.00
L8	Construction Support	\$ 6,336,656.16	\$ 12,677,260.58		\$ 7,523,400.42	\$ 622,119.00			\$ 41,484,436.16
M	Bookstore							\$ 18,400,000.00	\$ 18,400,000.00
N	Student Services North							\$ 14,325,000.00	\$ 200,000.00
O	Science South							\$ 300,000.00	\$ 300,000.00
	Unallocated	\$ -	\$ -			\$ 290,436.00			\$ 290,436.00
	TOTALS	\$ 65,019,616.14	\$ 144,822,655.54	\$ 19,898,639.70	\$ 89,785,752.18	\$ 5,938,270.68	\$ 25,629,000.00	\$ 285,000,000.00	\$ 636,093,934.24

(Does Not Include Holding Accounts)
Total = 308
Completed = 211
Open = 97

Total Measure RR: \$ 325,464,934.24
 Total Measure GO: \$ 310,629,000.00
Total Combined: \$ 636,093,934.24